



**City of McCall
City Council**

**AMENDED - AGENDA
Regular Meeting
April 27, 2023 at 5:30 PM
Legion Hall – Below City Hall
216 East Park Street
McCall, ID
AND MS TEAMS Virtual**

ANNOUNCEMENT:

American with Disabilities Act Notice: The City Council Meeting room is accessible to persons with disabilities. If you need assistance, please contact City Hall at 634-7142 at least 48 hours prior to the meeting. Council Meetings are available for in person and virtual attendance. Any member of the public can join and listen only to the meeting at 5:30 pm by calling in as follows:

Dial 208-634-8900 when asked for the Conference ID enter: 720 411 170#

Or you may watch live by clicking this link: <https://youtube.com/live/dmHrLYkiHIU?feature=share>

OPEN SESSION

PLEDGE OF ALLEGIANCE

APPROVE THE AGENDA

CONSENT AGENDA

All matters which are listed within the Consent Agenda have been distributed to the City Council in advance for reading and study. Items listed are considered routine by the Council and will be enacted with one motion unless a Council Member specifically requests an item be removed from the Consent Agenda to be considered separately. Staff recommends approval of the following ACTION ITEMS:

1. City Council Regular Minutes – March 30, 2023 (ACTION ITEM)
2. City Council Special Minutes – April 13, 2023 (ACTION ITEM)
3. Payroll Report for period ending April 14, 2023 (ACTION ITEM)
4. Warrant Register – GL (ACTION ITEM)
5. Warrant Register – Vendor (ACTION ITEM)
6. AB 23-081 City Licenses Report to Council Per McCall City Code (ACTION ITEM)
7. AB 23-082 Treasurer’s Report as Required by IC 50-208 (ACTION ITEM)
8. AB 23-083 Treasurer’s FY22 4th Quarter Report as Required by IC 50-208 (ACTION ITEM)
9. AB 23-084 Treasurer’s FY23 2nd Quarter Report as Required by IC 50-208 (ACTION ITEM)

GENERAL PUBLIC COMMENT

HOW TO SUBMIT GENERAL COMMENTS

On the City’s website at <https://www.mccall.id.us/packets> you may leave a public comment or signup to make a comment live online or to call-in prior to 3:00 pm the day of the meeting. Once we receive your request to make public comment online, a link will be sent to you with instructions. The public are welcome to attend the meeting in person. All comments are limited to 3 minutes.

BUSINESS AGENDA

AB 23-090 Wildlife Public Engagement and Education Plan and Direction to Staff (ACTION ITEM)

AB 23-088 Captain Ryan Garber, McCall Fire and EMS, will give an update to Council regarding the Fire Inspection Process for Short-Term Rentals and ask for Direction from Council re Sleeping Areas (ACTION ITEM)

AB 23-089 4th of July Fireworks Update and Direction to Staff (ACTION ITEM)

AB 23-092 Request for consideration of a Code Amendment to McCall City Code 8.14.8(B) – Alcohol in City Parks (ACTION ITEM)

AB 23-091 Request for Construction Contract Award: Davis Beach Intake Station Reconstruction Project (ACTION ITEM)

AB 23-085 Request to Reject Bid for the McCall Golf Course Clubhouse Access Improvements– Phase 2 (ACTION ITEM)

AB 23-086 Request to Appoint Dave Petty to the McCall Area Planning & Zoning Commission (ACTION ITEM)

AB 23-087 Request for Daily Vendor Fee Evaluation and Direction to staff (ACTION ITEM)

AB 23-080 Acknowledgement of an Open Meeting Law Violation and Cure (ACTION ITEM)

Upcoming Meeting Schedule Discussion and Direction (ACTION ITEM)

EXECUTIVE SESSION (ACTION ITEM) – ADDED 4/25/23

- Personnel - 74-206 (1)(b) To consider the evaluation, dismissal or disciplining of, or to hear complaints or charges brought against, a public officer, employee, staff member or individual agent, or public-school student
- Records - Pursuant to Idaho Code §74-206 (1) (d) To consider records that are exempt from disclosure as provided in chapter 1, title 74, Idaho Code

RETURN TO OPEN SESSION

ADJOURN

MINUTES

**McCall City Council
Regular Meeting
McCall City Hall -- Legion Hall
VIA TEAMS Virtual
March 30, 2023**

Call to Order and Roll Call
Pledge of Allegiance
Approve the Agenda
Consent Agenda
Public Comment
Public Hearing
Business Agenda
Adjournment

CALL TO ORDER AND ROLL CALL

Mayor Giles called the regular meeting of the McCall City Council to order at 5:30 p.m. Mayor Giles, Council Member Maciaszek, Council Member Nelson, Council Member Nielsen, and Council Member Throver all answered roll call.

City staff members present were Anette Spickard, City Manager; Bill Nichols, City Attorney; BessieJo Wagner, City Clerk; Sarah Porter, Deputy Clerk; Erin Greaves, Communications Manager; Linda Stokes, City Treasurer; Brian Parker, City Planner; Kurt Wolf, Parks and Recreation Director; Meg Lojek, Library Director; Chris Curtin, Information Systems Manager; Nathan Stewart, Public Works Director; Meredith Todd, Assistant City Planner; Seth Arrasmith, Police Lieutenant

Also, in attendance were

Mayor Giles led the audience in the Pledge of Allegiance.

APPROVE THE AGENDA

Council Member Maciaszek moved to approve the agenda as submitted. Council Member Nielsen seconded the motion. In a voice vote, all members voted aye, and the motion carried.

CONSENT AGENDA

Staff recommended approval of the following ACTION ITEMS. All matters which are listed within the consent section of the agenda have been distributed to each member of the McCall City

Council for reading and study. The items listed are considered routine by the Council and were enacted with one motion.

1. City Council Regular Minutes – January 26, 2023
2. City Council Special Minutes – January 27, 2023
3. City Council Regular Minutes – March 9, 2023
4. Payroll Report for the period ending March 3, 2023
5. Payroll Report for the period ending March 17, 2023
6. Warrant Register – GL
7. Warrant Register – Vendor
8. **AB 23-058 City Licenses Report to Council Per McCall City Code**

Per McCall City Code Title 4 Chapter 9, the City Council has determined the City Clerk shall be delegated the authority to process and grant or deny all alcoholic beverage license applications, other than certain circumstances involving catering permits, which the City Clerk shall review the application for catering permit for completeness and forward said application to the Police Chief. The Police Chief upon receipt of the application shall make a recommendation to the City Clerk to approve or deny the application. Whenever the City Clerk shall determine that an application for alcoholic beverage license transfer or renewal is complete, the City Clerk shall approve or deny such application. All decisions of the City Clerk shall be reported to the City Council at the next regularly scheduled City Council meeting after such a decision. The City Clerk is also responsible for all processing of business, taxi, snow removal, pawnbroker, child daycare licenses, vendor and short-term rental permits, and public event applications. *Action: review the license report.*

9. **AB 23-059 Treasurer’s Report as Required by IC 50-208**

Treasurer’s report of accounts and activity of office during the month of February 2023 regarding care, management, or disposition of sums of money, property, or business of the City. *Action: Review the report.*

10. **AB 23-063 Request to Proclaim April 2023 as Fair Housing Month**

The Idaho Department of Commerce asks each community in Idaho to publish a Fair Housing Proclamation each April to raise awareness of everyone's entitlement to Fair Housing. Title VIII of the Civil Rights Act of 1968 (Fair Housing Act), as amended, prohibits discrimination in the sale, rental, and financing of dwellings, and in other housing-related transactions, based on race, color, national origin, religion, sex, familial status (including children under the age of 18 living with parents or legal custodians, pregnant women, and people securing custody of children under the age of 18), and disability. *Action: Proclaim April 2023 as Fair Housing Month in the City of McCall and authorize the Mayor to sign the proclamation.*

11. **AB 23-064 Request to Proclaim April 16-22, 2023 As Volunteer Week in the City of McCall**

National Volunteer Week began in 1974 as a way to recognize and celebrate the efforts of volunteers. Since then, the original emphasis on celebration has widened; the week has become a nationwide effort to urge people to get out and volunteer in their communities. Every April, charities and communities reinforce the week’s official theme (“United We Serve”) by recognizing volunteers and fostering a culture of service. President Richard Nixon established National Volunteer Week with an executive order in 1974. Every sitting U.S. president since Nixon has issued a proclamation during National Volunteer Week, as have many U.S. mayors and governors, urging Americans to give their time to community outreach organizations. The City of McCall would like to recognize its many volunteers that serve on the City’s

Committees, Commissions, and Boards. These volunteers are a representative group of stakeholders from a particular segment of the community appointed to provide comments and advice on city projects or issues. The City of McCall has standing 2 Boards, 3 Commissions, and 8 Advisory Committees which have a total of 72 volunteers who serve our community. The City is having a Volunteer Appreciation event on April 12th to honor all the city's many volunteers. *Action: Proclaim April 16-22, 2023 As Volunteer Week in the City of McCall and authorize the Mayor to sign the proclamation.*

12. AB 23-067 Request to approve Agreement for Idaho Department of Environmental Quality Source Water Protection Grant

The Idaho Department of Environmental Quality has awarded the City of McCall Public Works Department a Source Water Protection Grant in the amount of \$19,629 to purchase a hydrocarbon sensor and security cameras to be installed at the water intake station in Legacy Park. In the event of marine spillage, the hydrocarbon sensor will detect the presence of gasoline in the water before the water enters the water treatment system. The video cameras will help deter and document the water intake facility from human interference. No local cash match is required for the grant. *Action: Approve the Idaho Department of Environmental Quality Source Water Protection Grant Agreement and authorize the Mayor to sign all necessary documents.*

Council Member Nelson moved to approve the Consent Agenda as submitted. Council Member Maciaszek seconded the motion. In a roll call vote, Council Member Nelson, Council Member Maciaszek, Mayor Giles, Council Member Nelson, and Council Member Thrower all voted aye, and the motion carried.

PUBLIC COMMENT

Mayor Giles called for public comment at 5:33 p.m.

One (1) written comment was received and is included as Attachment 1.

Hearing no comments, Mayor Giles closed the comment period at 5:33 p.m.

PUBLIC HEARING

AB 23-065 Request to Adopt an Ordinance Approving CA-22-03: Amendments to Title III of McCall City Code related to Service Stations within the Scenic Route Overlay Zone

Council Member Nielsen moved to open the public hearing for CA-22-03: Amendments to Title III of McCall City Code related to Service Stations within the Scenic Route Overlay Zone. Council Member Nelson seconded the motion. In a roll call vote, Council Member Nielsen, Council Member Nelson, Mayor Giles, Council Member Maciaszek, and Council Member Thrower all voted aye, and the motion carried.

City Planner Brian Parker presented to Council. At the November 17, 2020 meeting, City Council conducted a public hearing for CA-20-03 for various zoning code amendments including,

“3.7.033: PROHIBITED USES: The following use is prohibited in the Scenic Route Zone: Service station.” The hearing was continued to the January 14, 2021 meeting at which time the City Council decided to approve all the code amendments in CA-20-03 without the proposed addition of Section 3.7.033, which would have prohibited service stations along scenic routes. The City Council asked that Section 3.7.033 be remanded back to the McCall Area Planning and Zoning Commission for further study on the issue. The McCall Area Planning & Zoning Commission conducted a work session on the subject code amendment on December 6, 2022. Based on feedback from the work session meeting, staff developed the proposed code language. The proposed code amendment was presented to the McCall Area Planning & Zoning Commission during their regularly scheduled February 7, 2023 meeting, and the code amendment was unanimously recommended for approval to the McCall City Council.

Council Member Thrower asked Planner Parker for clarification on the definition of a service station. There is confusion as to what a service station is vs. what a service station is not. Planner Parker noted Chevron is a good example of a business that meets all the various criteria listed in the proposed code. If a business meets any of the criteria in the proposed code, then that business should be considered a service station. Mayor Giles additionally expressed the same confusion as to what is considered a service station under the proposed code and noted public comments claimed the same confusion as well. The council expressed the need for more clarification on the definition of a service station.

Public Comments

5 written comments were received and are included as Attachment 2.

Lynn Lewinski, 713 Broken Rein

Ms. Lewinski noted attending the Planning and Zoning meetings that addressed the code updates for service stations. Additionally, Ms. Lewinski noted the future of transportation may be different with electric battery charging stations instead of gas fueling stations.

Lisa Beck, 303 Colorado St

Ms. Beck commented on the possible loopholes the code update for service stations presents and submitted written comments before the meeting.

Wayne Ruummele, 1008 Bitterroot Dr

Mr. Ruummele submitted written comments before the meeting and additionally noted support for the code change and further clarification on the definition of a service station.

Mayor Giles noted continued uncertainty with the definition of a service station, but the intent is clear. Attorney Nichols asked Planner Parker if a business came into the city to establish a business like a Shell station on the scenic route, how would that use be considered per code? Planner Parker noted that before a business could be characterized as a service station, staff would have questions to determine what specific items would be sold in the convenience store portion of the business. The business would fall under a service station if auto repair items were sold within the store portion, or it would be a convenience store which has a separate definition in MCC 3.2.02. Attorney Nichols noted there is no convenience store listed in the permitted uses table for a commercial zone. Planner Parker clarified that all uses that do not fall into a listed category in the code or are not listed in the use chart in the code for the zone default to a requirement of a Conditional Use Permit. Additional discussion between Planner Parker and Attorney Nichols

concluded that a convenience store in the commercial zone would require a conditional use permit (CUP) and in the CUP application, the convenience store could propose fuel islands so there is not an outright prohibition on fuel islands with the current proposed definition of a service station.

Mayor Giles asked what would be needed if the Council wanted a prohibition on service stations within the scenic route. Council Member Maciaszek noted service stations with gasoline or diesel fuel islands are prohibited within the scenic route with the proposed code language but there is no prohibition against convenience stores with gasoline fuel islands. The Council discussed the need for clarification on the definition of a service station and if a use is being denied the definition needs to be clear for staff, council, and future applicants.

Council Member Nielsen expressed concern over the fuel islands being labeled for gasoline and diesel only since the future is directed at electric vehicles. The concern is a company coming in with a large number of electric charging stations and no convenience store or service station would be required. Council Member Maciaszek noted the conversation of prohibiting electric charging stations under fuel island brings into question how to regulate hotels and other businesses that offer electric charging stations in their parking lots. The Council discussed electric vehicle charging station scenarios at length.

Attorney Nichols addressed the Council and noted the decision in front of the Council is whether to adopt Ordinance 1015 or not. If large changes are made to the draft ordinance, it would require the Ordinance to be remanded back to the Planning and Zoning Commission. An alternative option is to adopt Ordinance 1015 and have staff bring back additional solutions to address the concerns raised by the Council. Council Member Maciaszek asked for clarification if the ordinance as drafted would prohibit a parcel in the middle of town on the scenic route from being developed with a gas station convenience store. Attorney Nichols noted it would give staff something to use now and further issues and broader concerns can be addressed with an additional code amendment in the future.

Council Member Nielsen noted concern for development being pushed into the less regulated County areas around the City. Council Member Maciaszek noted the community has voiced a preference for large service stations outside of the city and development outside of the City jurisdiction is not up to Council. Council Member Nelson agreed with Council Member Nielsen and suggested clarifying the service station definition with the suggestions from public comment. The Council discussed the impact of where gas station development may occur if a prohibition is put in place within City Limits on the scenic route.

Council Member Thrower moved to close the public hearing for CA-22-03: Amendments to Title III of McCall City Code related to Service Stations within the Scenic Route Overlay Zone. Council Member Nelson seconded the motion. In a roll call vote, Council Member Thrower, Council Member Nelson, Mayor Giles, Council Member Maciaszek, and Council Member Nielsen all voted aye, and the motion carried.

Council Member Thrower noted being in support of adopting the ordinance with a revision to come back to the Council in order to clarify the service station definition. Council Member Nelson noted being in support of adopting the ordinance with the clarification from public comments,

specifically Lisa Beck’s comment. Attorney Nichols explained what a “trailer” ordinance is and that the Council can adopt the ordinance as written and have staff bring a follow-up ordinance to Council to add clarification. Council Member Maciaszek supports adopting the current ordinance as written with staff bringing back an additional ordinance for clarification. Council Member Nielsen noted concern that it is still a possibility for someone to apply to open a service station but agrees with adopting the ordinance now with a clarification ordinance later. Mayor Giles agreed with the rest of the Council.

Council Member Maciaszek moved to Suspend the rules and read by title only one time only Ordinance 1015. Council Member Thrower seconded the motion. In a roll call vote, Council Member Maciaszek, Council Member Thrower, Mayor Giles, Council Member Nelson, and Council Member Nielsen all voted aye, and the motion carried.

City Clerk BessieJo Wagner read Ordinance 1015 by title only, one time only:

AN ORDINANCE OF THE CITY OF MCCALL, VALLEY COUNTY, IDAHO, AMENDING TITLE III CHAPTER 2 DEFINITIONS, TO PROVIDE DEFINITIONS FOR AMENDED AND NEW TERMS; AMENDING TITLE III CHAPTER 3 RESIDENTIAL ZONES AND STANDARDS, MODIFYING PERMITTED, ADMINISTRATIVELY APPROVABLE, CONDITIONAL, AND PROHIBITED USES IN RESIDENTIAL ZONES; AMENDING TITLE III CHAPTER 4 COMMERCIAL ZONES AND STANDARDS, MODIFYING PERMITTED, ADMINISTRATIVELY APPROVABLE, CONDITIONAL, AND PROHIBITED USES IN COMMERCIAL ZONES; AMENDING TITLE III CHAPTER 5 INDUSTRIAL AND BUSINESS PARK ZONES AND STANDARDS, MODIFYING PERMITTED, ADMINISTRATIVELY APPROVABLE, CONDITIONAL, AND PROHIBITED USES IN INDUSTRIAL AND BUSINESS PARK ZONES; AMENDING TITLE III CHAPTER 6 CIVIC, AIRPORT AND AGRICULTURAL/FOREST ZONES, MODIFYING PERMITTED, ADMINISTRATIVELY APPROVABLE, CONDITIONAL, AND PROHIBITED USES IN CIVIC, AIRPORT, AND AGRICULTURAL/FOREST ZONES; AMENDING TITLE III CHAPTER 7 SPECIAL DISTRICTS, ADDING A NEW CHAPTER OF PROBITED USES WITHIN SCENIC ROUTE OVERLAY ZONES.

Council Member Maciaszek moved to Adopt Ordinance No.1015 code amendment, CA-22-03, to amend Title III, approve the Summary for publication, and authorize the Mayor to sign all necessary documents. Council Member Nielsen seconded the motion. In a roll call vote, Council Member Maciaszek, Council Member Nielsen, Mayor Giles, Council Member Nelson, and Council Member Thrower all voted aye, and the motion carried.

AB 23-066 Request to Approve Conditional Use Permit CUP-21-03 at 111 North Samson Trail for the McCall Donnelly School District

Council Member Nelson moved to open the public hearing for Conditional Use Permit CUP-21-03 at 111 North Samson Trail for the McCall Donnelly School District. Council Member Maciaszek seconded the motion. In a voice vote, all voted aye, and the motion carried.

City Planner Brian Parker presented to Council. An application for a Conditional Use Permit and Design Review was submitted to expand the existing use by constructing an addition of approximately 12,000 sq. feet of classroom space on the Payette Lakes Middle School, level out

the school campus playing field, and update the traffic circulation between the Middle School and Barbara Morgan Elementary School. During their regularly scheduled February 7, 2023 meeting, the McCall Area Planning and Zoning Commission held a properly noticed public hearing and unanimously recommended approval of the subject application to the McCall City Council without a second public hearing. Public Works Director Nathan Stewart gave a history of the extension of Deinhard Lane. Aron Baker, Horrocks Engineers, explained the traffic study done in the southeast section of town that includes the school. Mayor Giles summarized what has been presented to the Council so far.

Conditions of Approval:

1. Prior to the issuance of a building permit, the applicant shall receive final engineering approval.
2. Prior to the issuance of a certificate of occupancy, the applicant shall record a 70-foot-wide easement along the entirety of the southern property boundary. The easement shall be dedicated to the public for the construction of a future public roadway, pedestrian pathways and associated snow storage and drainage.
3. Prior to the issuance of a building permit, the applicant shall provide a revised bicycle and pedestrian plan showing all bicycle and pedestrian pathways located on-site to be a minimum of ten-feet (10') in width and constructed to the standards identified in the McCall Area Pathways Master Plan, unless the pathways shown are within the 70-foot wide easement required in Condition of Approval #2. The existing substandard pathways may remain until they are required to be reconstructed.
4. Prior to the issuance of a building permit, the applicant shall provide a revised site plan identifying a minimum of forty-two (42) long-term and four (4) short-term bicycle parking spaces. The required bicycle parking shall be in conformance with McCall City Code Section 3.8.063(A)-(F) and the Association of Pedestrian and Bicycle Professionals' *Essentials of Bike Parking*.
5. Prior to the issuance of a building permit, the applicant shall provide a revised landscape plan utilizing plants from the Native and Suitable Plants List.
6. Prior to the issuance of a building permit, the applicant shall provide a revised landscape plan showing at least 10% of the parking lot area replaced with landscaping, or a minimum of 48 native trees (minimum 24 evergreen) and 144 native shrubs to be planted along the western and southern edges of the parking lot to provide screening from Samson Trail.
7. The applicant shall construct all necessary internal improvements and implement the modifications to internal circulation proposed within the 2019 traffic impact study, unless the need for specific improvements is negated by the construction of a roadway along the southern property boundary. The initial phase of modifications shall commence prior to the issuance of a certificate of occupancy for the expansion of the Payette Lakes Middle School. Completion of improvements shall be completed in the timeframe proposed within the 2019 traffic impact study.
8. Prior to the issuance of a certificate of occupancy, the applicant shall reseed all disturbed areas with native grasses or wildflowers. Sod may be utilized for play areas.
9. Pursuant to McCall City Code Section 3.13.034(B), conditional use permit approval shall lapse and become void whenever the applicant has not applied for a building permit within one year from the date of initial approval.

10. Pursuant to McCall City Code Section 3.16.08, design review approval shall lapse and become void whenever the applicant has not applied for a building permit within one year from the date of initial approval.
11. An expansion of an equivalent square footage to what is shown on the site plan associated with this application may be approved through a design review application and an additional conditional use permit shall not be required. Additional transportation or other improvements may be conditioned within future applications.

Bill Hamlin Design West Architects addressed the Council on behalf of the MDSO. Mr. Hamlin reviewed how the expansion project will help the community and the concerns with some of the conditions of approval that MDSO has. Joe Barton with Paragon Consulting reviewed an additional traffic study conducted in direct relation to the school expansion as well as the capacity of the current school.

MDSO objects to the following Conditions:

2. Prior to the issuance of a certificate of occupancy, the applicant shall record a 70-foot-wide easement along the entirety of the southern property boundary. The easement shall be dedicated to the public for the construction of a future public roadway, pedestrian pathways and associated snow storage and drainage.

MDSO strongly objects to the 70ft wide easement noting it will not be beneficial for access to the school.

3. Prior to the issuance of a building permit, the applicant shall provide a revised bicycle and pedestrian plan showing all bicycle and pedestrian pathways located on-site to be a minimum of ten feet (10') in width and constructed to the standards identified in the McCall Area Pathways Master Plan, unless the pathways shown are within the 70-foot wide easement required in Condition of Approval #2. The existing substandard pathways may remain until they are required to be reconstructed.

MDSO asks that the 10ft width requirement be reduced to 8ft noting that the pathway would be an internal access pathway and not a public trail system pathway.

4. Prior to the issuance of a building permit, the applicant shall be provided with a revised site plan identifying a minimum of forty-two (42) long-term and four (4) short-term bicycle parking spaces. The required bicycle parking shall be in conformance with McCall City Code Section 3.8.063(A)-(F) and the Association of Pedestrian and Bicycle Professionals' Essentials of Bike Parking.

MDSO expressed issues with the covered bike parking and recommendation based on the table in McCall City Code. The main concern is over the weather and ridership numbers citing disparities between the numbers being required and the historical ridership at the school. MDSO suggests a change to the condition to a quarter of what is required in the condition.

6. Prior to the issuance of a building permit, the applicant shall provide a revised landscape plan showing at least 10% of the parking lot area replaced with landscaping, or a minimum of 48 native trees (minimum 24 evergreens) and 144 native shrubs to be planted along the western and southern edges of the parking lot to provide screening from Samson Trail.

MDSO expressed concern regarding the parking lot visual impact mitigation citing a lack of snow storage with the addition of landscaping to provide screening from Samson Trail.

7. The applicant shall construct all necessary internal improvements and implement the modifications to internal circulation proposed within the 2019 traffic impact study unless the need for specific improvements is negated by the construction of a roadway along the southern property boundary. The initial phase of modifications shall commence before issuing a certificate of occupancy for the expansion of the Payette Lakes Middle School. Completion of improvements shall be completed in the timeframe proposed within the 2019 traffic impact study.

MDSO noted that if the traffic study in condition seven (7) is intended to be the 2021 traffic study MDSO has no objection but does object if the traffic study is intended to be the 2019 study. Additionally, if condition two (2) is kept, condition seven (7) makes no sense for MDSO because the requirements would be destroyed with the easement.

9. Pursuant to McCall City Code Section 3.13.034(B), conditional use permit approval shall lapse and become void whenever the applicant has not applied for a building permit within one year from the date of initial approval.

MDSO noted that time is an issue with the addition of a future roadway that may or may not happen because of the impact on the design of the project.

Council Member Maciaszek asked if all of the information being presented to the Council was presented to the Planning and Zoning Commission. Mayor Giles expressed concern over the objections not being expressed in the meeting packet leading to a major disconnect. Mr. Hamlin noted that the Planning and Zoning Commission did hear the objections. Mayor Giles expressed disappointment with the lack of communication and objections ahead of time. Mr. Hamlin noted the Planning and Zoning Commission has made the recommendation to the Council in opposition to the MDSO objections.

Attorney Nichols, Mr. Barton, and Mr. Hamlin discussed the capacity of the school with a consensus that the school is not at capacity currently. Council Member Nielsen asked if there is a plan to address the huge number of parents picking up and dropping off vs. using the bus and hiring more bus drivers. More buses and bus drivers are cheaper than doing the sitework and construction on the school grounds. The Council had an additional discussion on the pickup and drop-off congestion issues.

Mayor Giles asked for process clarification regarding the objections MDSO has expressed. Attorney Nichols noted the Council gets to weigh if the objections are acceptable or not since the Planning and Zoning Commission approval is just a recommendation. Additionally, Attorney Nichols noted the Council must create findings of facts and conclusions of law and decide if there

is enough information for the Council to make a decision. Council Member Nelson asked Attorney Nichols about the original decision for the Fox Ridge development to not devote a 35ft right-of-way easement when the development was built but now MDSD is required to fulfill the easement. Attorney Nichols noted the issue is in proportionality and whether the MDSD application will require additional right of way because of the new development and growth of the school. The proposal is not that MDSD builds the extension of Deinhard Rd, it is a requirement to provide the easement for a future right of way. The Council, Attorney Nichols, and MDSD as well as City Staff had an additional discussion on the condition requiring the right of way easement. Director Stewart provided a history of the right-of-way easement requirement noting that the current easement from the original MDSD Conditional Use Permit approved in 1994, the existing 35ft easement is strictly for utilities and not a right-of-way.

Mayor Giles asked for staff to respond to the objections of MDSD. Director Stewart noted any alternative to MDSD providing an easement has not been researched and would require additional engineering approval. Director Stewart also clarified condition seven (7), noting that the intent of the condition is not to require improvements where the 35ft easement will be located. The proposed pathway system would be a public access pathway and 8ft is not reasonable for a public pathway which is why 10ft is required for the pathway. Planner Parker noted condition nine (9) is in reference to the deadline to apply for a building permit. One (1) year is achievable, but Council can authorize a longer time limit on that condition. Planner Parker also further clarified condition seven (7), noting that the 2019 traffic flow analysis was referred to in condition seven (7). Planner Parker reviewed condition six (6) requirements and authority for landscaping to screen the parking lot from Samson Trail. In the review of conditions three (3) and four (4), Planner Parker noted justification for the bike storage and 10 ft pathway requirement since the site is where most users do not have a driver's license and users should be encouraged to ride bikes to limit the known traffic and queuing problems.

Mayor Giles opened Public Comment at 7:55 p.m.

Four (4) written comments received before the meeting are included as Attachment 3.

Craig Groves, 154 Shadows Trail Donnelly ID

Mr. Groves expressed that City staff and PZ Commission have done an excellent job vetting the application and Mr. Groves is in favor of the recommendation to the Council. Mr. Groves is a property owner to the southeast of the school and noted having tried since July of 2020 to have a meaningful conversation with MDSD but there has not been adequate communication. Additionally, the extension of Deinhard in the future is the right public policy decision based on community growth.

Attorney Nichols suggested a break to give the applicant time to read the written comments provided by the public.

The Council took a break at 8:00 p.m. and returned at 8:14 p.m.

Mayor Giles noted that the written public comments for the hearing have been presented to the applicant and representatives. Mayor Giles opened the floor to the applicant and representatives to comment in rebuttal of any public comments received. Mr. Barton noted that the comments

received verify that the information was adequately presented to the Planning and Zoning Commission.

Council Member Nelson asked City Staff about the easement language comparing the previous CUP and the new application. Planner Parker explained the language used to provide clarification. The council further discussed the easement condition and applicant objection vs. staff and the Planning and Zoning Commission recommendation.

Council Member Nelson moved to close the public hearing for Conditional Use Permit CUP-21-03 at 111 North Samson Trail for the McCall Donnelly School District. Council Member Maciaszek seconded the motion. In a roll call vote, Council Member Nelson, Council Member Maciaszek, Mayor Giles, Council Member Nielsen, and Council Member Thrower all voted aye, and the motion carried.

The Council discussed the evidence of the hearing. The Council consensus was an understanding that the community is in favor of the recommendations from the Planning and Zoning Commission.

Council Member Thrower described the application as being difficult. Public comments note the need for an additional right-of-way because of possible future development behind the school but future development should not influence the application currently in front of the Council.

Mayor Giles asked Attorney Nichols for the legality of all the conditions in the application. Attorney Nichols response was that once the Council decided on the conditions of approval then the Findings of Facts and Conclusions of Law document will be prepared for approval at a future meeting. Mayor Giles complimented the staff and expressed wanting to move forward with the conditions set forth in the recommendation from the Planning and Zoning Commission. Council Member Nelson expressed willingness to bend to the objections of the MDSD on conditions 3, 4, and 6. Council Member Nielsen noted the landscaping and bike parking could have some leeway in the conditions if it makes the easement more agreeable for MDSD but does not want to see any bending on the right-of-way easement. Council Member Thrower noted concerns over the 35ft easement and the proportionality of the easement to the project. The Council discussed the history of the right-of-way easement, the landscaping requirements of the application, and traffic concerns. Council Member Nelson expressed concern over the ability of MDSD and any future developments around the school to work together. Attorney Nichols and Mayor Giles noted the City does not have any impact on the relationship between MDSD and future developers.

Council Member Nielsen moved to approve conditional use permit application CUP-21-03 for the McCall Donnelly School District as recommended by the McCall Area Planning and Zoning Commission and authorize the Mayor to sign all necessary documents. Council Member Maciaszek seconded the motion. In a roll call vote, Council Member Nielsen, Council Member Maciaszek, Mayor Giles, and Council Member Nelson all voted aye, Council Member Thrower voted no, and the motion carried.

BUSINESS AGENDA

AB 23-068 Request to Accept the FY22 Audit Report presented by Josh Tyree, Harris CPA's
City Treasurer Linda Stokes introduced Josh Tyree with Harris CPA to present the annual report for the fiscal year ending September 30, 2022, to Council. Mr. Tyree gave an overview of the fiscal year 2022 audit process and results. Not a forensic audit for fraud but no indication of any fraud, review of revenues and expenditures, capital, or policies.

Mayor Giles expressed compliments to Harris CPAs and Mr. Tyree expressed appreciation for City staff.

Council Member Maciaszek moved to accept the FY22 Audit Report and direct the Treasurer to file the audit with the Legislative Services Office. Council Member Nielsen seconded the motion. In a roll call vote, Council Member Maciaszek, Council Member Nielsen, Mayor Giles, Council Member Nelson, and Council Member Thrower all voted aye, and the motion carried.

AB 23-061 Request Approval of a Construction Contract with Brok Goul Construction for Public Boat Ramp Dock Expansion Project

Parks and Recreations Director Kurt Wolf presented to the Council. The Public Boat Ramp Dock Expansion Project is designed to increase public short-term boat moorage at the public boat ramp to mitigate congestion for launch traffic. This project will give boaters the flexibility to moor their boat while they retrieve boat trailers that often need to be parked and or stored off-site or on private property due to limited boat trailer parking in the immediate vicinity. The dock expansion project will more than double the available space for boat moorage at the ramp and will provide better ADA accessibility while improving safety and the overall boater experience. This project is tied to an ongoing CIP project within the parks department budget. The department has carried \$50,000 in our capital line item to use as a match with grant opportunities. This year the City was awarded \$173,705 from the States Waterways Improvement Fund Grant and \$30,000 as a match contribution from the Valley County Waterways Commission giving the City a total project budget amount of \$253,705. The remaining project fund balance will be used to construct a new pier system adjacent to the volleyball court retaining wall and make grading repairs to sub-surface ramp infrastructure in the fall of 2023 once the lake level drops. Both the dock expansion project and the pier construction project went through a formal bidding process. The City received only one responsive bidder for both projects. The proposed contractor has documented and proven work on Payette Lake and adequate recourses to complete the projects in the allotted time frame.

The Council had no questions regarding the public boat ramp construction contract.

Council Member Thrower moved to award a Construction Contract to Brok Goul Construction for the Public Boat Ramp Dock Expansion Project in the amount of \$168,666 pending issuance of applicable 404 Joint Application for Encroachment permits, approve staff to manage change order amounts up to 10% of the contract amount, and authorize the mayor to sign all necessary documents. Council Member Maciaszek seconded the motion. In a roll call vote, Council Member Thrower, Council Member Maciaszek, Mayor Giles, Council Member Nelson and Council Member Nielsen all voted aye, and the motion carried.

AB 23-062 Request Approval of a New Pier Construction Contract with Brok Goul Construction at the Public Boat Ramp

Parks and Recreation Director Kurt Wolf presented to the Council. A new pier was designed to support an additional dock system tied to the public dock expansion project. The new pier will improve ADA accessibility to the ramp docks and increase available space for pedestrian traffic at the ramp. The combined projects will more than double the available space for boat moorage at the ramp and will provide better ADA accessibility while improving safety and the overall boater experience. This project is tied to an ongoing CIP project within the parks department budget. The department has carried \$50,000 in our capital line item to use as a match with grant opportunities. This year the City was awarded \$173,705 from the States Waterways Improvement Fund Grant and \$30,000 as a match contribution from the Valley County Waterways Commission giving the City a total project budget amount of \$253,705. The remaining project fund balance will be used to construct a new pier system adjacent to the volleyball court retaining wall and make grading repairs to sub-surface ramp infrastructure in the fall of 2023 once the lake level drops. Both the dock expansion project and the pier construction project went through a formal bidding process. The City received only one responsive bidder for both projects. The proposed contractor has documented and proven work on Payette Lake and adequate resources to complete the projects in the allotted time frame.

The Council had no questions regarding the new pier construction contract.

Council Member Thrower moved to award a Construction Contract to Brok Goul Construction for the New Pier Construction Project in the amount of \$76,947 pending issuance of applicable 404 Joint Application for Encroachment permits, approve staff to manage change order amounts up to 10% of the contract amount, and authorize the mayor to sign all necessary documents. Council Member Maciaszek seconded the motion. In a roll call vote, Council Member Thrower, Council Member Maciaszek, Mayor Giles, Council Member Nelson, and Council Member Nielsen all voted aye, and the motion carried.

AB 23-060 Request to appoint Kelly Hill to the Local Option Tax Commission

City Clerk BessieJo Wagner presented to the Council. The Local Option Tax (LOT) Commission is comprised of two (2) members of different City advisory committees, one senior citizen representative, two (2) representatives from businesses in McCall, and two (2) at large residents of the city. Commission appointments are made for four (4) years from the date of appointment, and until their successors are appointed. The members of the LOT Commission have the responsibility to make specific recommendations for the funding of written requests for the use of the local option non-property tax revenues derived from the lodging taxes. There is currently one (1) vacancy on the LOT Commission for a citizen at large member. A notice ran for four weeks in the Star-News and staff received one letter of interest from Kelly Hill. This appointment will fill the vacancy left by Teresa Grace and will expire in February 2026.

Council Member Nelson asked if Ms. Hill was an advocate for local option tax. Clerk Wagner noted Ms. Hill works for DoneRight Management and brings a different perspective to the process. Ms. Hill is also excited to learn more about the process and to be able to share the knowledge with those affected by the lodging tax.

Council Member Maciaszek moved to Appoint Kelly Hill as the citizen at large representative to the Local Option Tax Commission for a term to expire in February 2026. Council Member Nielsen seconded the motion. In a roll call vote, Council Member Maciaszek, Council Member Nielsen, Mayor Giles, Council Member Nelson, and Council Member Throver all voted aye, and the motion carried.

Upcoming Meetings Schedule Discussion

The Council discussed upcoming meetings.

ADJOURNMENT

Without further business, Mayor Giles adjourned the meeting at 9:16 p.m.

ATTEST:

Robert S. Giles, Mayor

BessieJo Wagner, City Clerk

McCall City Council

Making choices for our future

“McCall will be a diverse, small town united to maintain a safe, clean, healthy, and attractive environment. It will be a friendly, progressive community that is affordable and sustainable.”

Thank you for your service to our community. We like your motto and your vision.

Our concerns for “all of our future” are the following:

1. Sick diseased deer habituating a life of non-movement, starved to climb snowbanks to eat trees in our yards is a problem vs. deer natural foraging and self-relocation; 258 deer live in McCall. What is going on right now with any deer wandering our properties is not “safe”, “clean” or “healthy” for us and our families. These are your words of vision for our community.
2. These diseased deer carry lice, deer tick virus & Sars-COV-2. See ncbi.nlm.nih.gov “Sars-CoV-2 Emerging in white-tailed deer...
In other words, it is not known yet of deer to human transmission. But our family must clean up the deer droppings which could be contaminated with disease.
3. What’s been allowed to exist is now a feeding ground for mountain lion.
4. We are being warned as city dwellers to not let our dogs outside at dusk or dark without our watchful eyes guarding them.
5. We are being told to only go on walks with a buddy for fear of becoming prey to mountain lion.
6. We ask each of you, what is Fish & Game’s role in your vision of “Safe”, “Clean” and “Healthy” City of McCall?

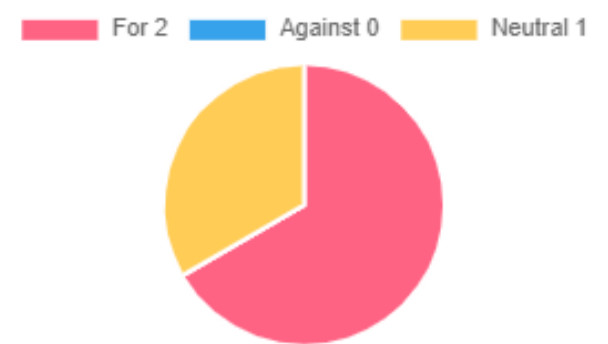
Finally, we ask each of you Mayor, and City Council members, are you following your own vision? We look forward to hearing from each of you.

Sincerely,

Parker & Gretchen Massman Family

March 30, 2023 Public Hearing - CA-22-03

Scenic Route Service Stations



Name	Address	Email	Opinion	Content
Lisa Beck	303 Colorado Street McCall idaho 83638	lbeck@epikosdesign.com	Neutral	Currently, the SERVICE STATION definition describes a maintenance facility similar to Bruneel. Our concern is that linking the prohibited use in the Scenic Route to only Service Stations, it can leave a loophole for other business types to add fuel islands within the Scenic Route. For instance, a Convenience Store would not be prohibited from selling fuel within the Scenic Route; a Grocery Store would not be prohibited from selling fuel within the Scenic Route. (Or a restaurant, or an architecture firm). We propose to: 1. Add language to (broadly) prohibit Gasoline, Diesel, or Vehicle Fuel Islands within the Scenic Route. [3.7.033 PROHIBITED USES: B. Gasoline, Diesel, or Vehicle Fuel Sales] 2. Add CONVENIENCE STORE to the List of Commercial Uses by Zone. 3. Add VEHICLE FUEL SALES to the List of Uses by Zone (Residential, Commercial, Public, Business Park, Industrial). By accomplishing the above, you can separate the restrictions so that a business can expand the convenience store, but limit the fuel sales. This would fit with the formula business language too. Thanks for taking my comment.
Wayne Ruemmele	1008 Bitterroot Drive Mccall Idaho 83638	wruemmele@hotmail.com	For	Please accept this comment in support of the proposed amendment regarding Service Stations. During the opposition to the new Maverik we discovered and presented a vast list of negative impacts from gas stations on residents' health, neighborhood safety, property values, city infrastructure, and the environment. New gas stations, or fuel retailers, are not built like the old mom-n-pop stores- especially the ones which intentionally cater to large RVs and trailers. Our small lakefront, live-work-play, town center is not appropriate for this type of business and the associated traffic, noise, pollution, and impacts. Moving heavy truck-traffic, large RVs, and the existing gas stations out of downtown has been brought up consistently during my 25 years of attending the public-input sessions for the City's comprehensive plans. Unfortunately that language has been diluted during the writing of the plans to use words like 'should be encouraged to relocate' instead of 'new gas stations are prohibited.' This code amendment goes a long way toward incorporating public input and addressing this long-ignored issue. While I think the language could be strengthened, I support this step. I'm not opposed to gas-stations per se, however these large-scale, formulaic businesses need larger properties with better vehicular access and belong on the proposed Hwy 55 corridor where RVs will be travelling in the future. I'm signed up to speak, but have had difficulties with my connection at previous meetings and am sending this just in case. Thank you, Wayne

Name	Address	Email	Opinion	Content
Lisa Beck	303 Colorado Street McCall ID 83638	lbeck@epikosdesign.com	For	<p>Please pass code language restricting gas stations in the Scenic Route. The proposed language, however, should be refined to close potential loopholes. Currently, the SERVICE STATION definition describes a maintenance facility similar to Bruneel. My concern is that linking the prohibited use in the Scenic Route to only Service Stations, it can leave a loophole for other business types to add fuel islands within the Scenic Route. For instance, a Convenience Store would not be prohibited from selling fuel within the Scenic Route; a Grocery Store would not be prohibited from selling fuel within the Scenic Route. (Or a restaurant, or an architecture firm). I propose to: 1. Add language to (broadly) prohibit Gasoline, Diesel, or Vehicle Fuel Islands within the Scenic Route. [3.7.033 PROHIBITED USES: B. Gasoline, Diesel, or Vehicle Fuel Sales] 2. Add CONVENIENCE STORE to the List of Commercial Uses by Zone. 3. Add VEHICLE FUEL SALES to the List of Uses by Zone (Residential, Commercial, Public, Business Park, Industrial). By accomplishing the above, you can separate the restrictions so that a business can expand the convenience store, but limit the fuel sales. This would fit with the formula business language too. Thanks for considering to modify the language.</p>

From: [Jennifer Hurlbutt](#)
To: [BessieJo Wagner](#); [Brian Parker](#); [Meredith Todd](#)
Cc: [Matt Hurlbutt](#)
Subject: Ban Gas Stations on Scenic Route
Date: Thursday, March 30, 2023 2:09:34 AM

CAUTION: This email originated from outside of the organization. Do not click links or open attachments unless you recognize the sender and know the content is safe.

Hello!

We just wanted to write a letter of support for banning new gas stations on the scenic route through our beautiful town.

Thank you for voting tonight to ban new gas stations from being developed on the scenic route.

Matt and Jennifer Hurlbutt
300 Colorado Street
McCall, ID 83638
[\(208\)315-0689](tel:(208)315-0689)

From: lbeck@epikosdesign.com <lbeck@epikosdesign.com>
Sent: Thursday, March 30, 2023 12:36 PM
To: Brian Parker <bparker@mccall.id.us>
Cc: wruemmele@epikosdesign.com; dpeugh@epikosdesign.com
Subject: Fuel Language

CAUTION: This email originated from outside of the organization. Do not click links or open attachments unless you recognize the sender and know the content is safe.

Hi Brian,

Currently, the SERVICE STATION definition describes a maintenance facility similar to Bruneel. Our concern is that linking the prohibited use in the Scenic Route to only Service Stations, it can leave a loophole for other business types to add fuel islands within the Scenic Route. For instance, a Convenience Store would not be prohibited from selling fuel within the Scenic Route; a Grocery Store would not be prohibited from selling fuel within the Scenic Route. (Or a restaurant, or an architecture firm).

We propose to:

1. Add language to (broadly) prohibit Gasoline, Diesel, or Vehicle Fuel Islands within the Scenic Route. [3.7.033 PROHIBITED USES: B. Gasoline, Diesel, or Vehicle Fuel Sales]
2. Add CONVENIENCE STORE to the List of Commercial Uses by Zone.
3. Add VEHICLE FUEL SALES to the List of Uses by Zone (Residential, Commercial, Public, Business Park, Industrial).

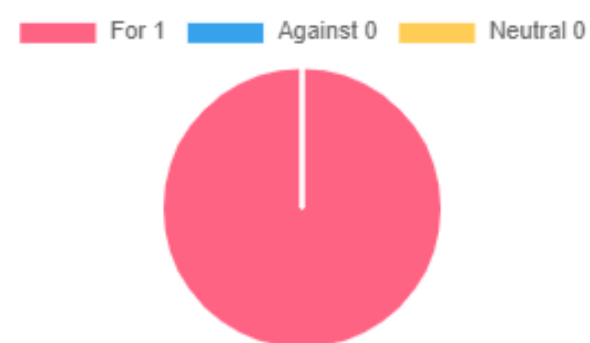
By accomplishing the above, you can separate the restrictions so that a business can expand the convenience store, but limit the fuel sales. This would fit with the formula business language too. Thanks for taking our call this morning.

Best regards,
Lisa (and Wayne and Dave)

Ms. Lisa Beck
Partner, LEED AP BD+C

EPIKOS LAND PLANNING + ARCHITECTURE
303 Colorado Street, PO Box 2490
McCall, Idaho 83638
p 208.634.4540 ext. 702
www.epikosdesign.com

March 30, 2023 Public Hearing - CUP-21-03 - Middle School Expansion



Name	Address	Email	Opinion	Content
Sheree Sonfield	664 Woodlands Drive McCall ID 83638	ssonfield@gmail.com	For	<p>I support the CUP 21-03 as presented for the Feb 7, 2023 P&Z meeting WITH all staff conditions of approval, particularly including the extension of Deinhard lane. Below are some of my personal observations, if you have any doubt this is the right direction for the long term. I respectfully ask the City Council to support all of the Planning Staff Conditions of Approval. Many thanks to each of you for your service to our community. MY OBSERVATIONS: The current traffic circulation situation at the Elementary and Middle School is inexcusable and poses unnecessary safety issues if there were to be an emergency at any of the events or at peak times. To avoid some of this, I and other neighbors have personally witnessed parents routinely using Woodlands Drive as access to an unofficial student drop-off/pickup point in The Woodlands, through our Community Area on the NE side of MDSD property. It's common on any school day to see a line of traffic backing up on Deinhard nearly to Hwy 55 (my image from Fall, 2022, below), and special events are even worse, with cars lined up on both sides of all area roads: (IMAGE COULD NOT BE SUBMITTED) The extension of Deinhard Lane was envisioned as far back as 1973 when there was an easement on the property for this. MDSD must have known about this when they purchased the property in 1978. Past CUP Conditions of Approval required MDSD to grant an easement for the extension of Deinhard but MDSD has not done so. I've personally read many of these historical documents, reports, minutes, etc, that are recalled in greater detail in the Staff Report, and it's clear to me that over the years MDSD actively avoided ever having a public roadway or easement on the southern part of their property, even though it was clearly required and agreed to by MDSD. At this point in time, it's imperative that this roadway extension opportunity be preserved. Without this extension, and in the event of (likely) development to the East, local residential roads in the area such as Woodlands Drive would not safely carry the resulting dramatic increase in traffic during and post construction. Woodlands Drive is barely a 2-lane road these days. Just this week, Tuesday, a large pickup truck hauling a work trailer in the oncoming lane forced me into a neighbor's driveway and nearly into a snowbank as it drove too fast and West on Woodlands Drive (no image of this). The road always becomes much narrower in winter and sight lines to exit driveways are seriously obscured by the height of snow (my images, March, 2023): (2 IMAGES COULD NOT BE SUBMITTED) There have been total road blockages on Woodlands Drive, the only entry/exit for about 118 homeowners: a fallen tree totally blocked the road (not sure the year) and last fall, 2022, a large delivery truck totally blocked Woodlands Drive (my image below): (IMAGE COULD NOT BE SUBMITTED) At the Feb 7, 2023, P&Z meeting, City Public Works Director Nathan Stewart did an excellent job to explain and answer many questions about how the extension of Deinhard project would proceed going forward after an easement has been granted: he explained generally the financial gains for MDSD due to the City's involvement in the improvements, he gave examples how the design would be in accordance with current safety and design standards and place great emphasis on the safety of students and others, and much more. An extension of Deinhard and traffic circulation improvements can be implemented that will</p>

Name	Address	Email	Opinion	Content
				address student safety. Education and student safety is important to all of us, not just MDSD, and many students live in The Woodlands. Safety on our Woodlands roadways is safety for students. Students and others of all ages walk, cycle, drive and spend time on our roadways in The Woodlands.

TO: McCall City Council c/o Brian Parker, City Planning Director

FROM: Sheree Sonfield, 664 Woodlands Drive, McCall, (for the past 20 years)

DATE: March 22, 2023

RE: Public Comment at the Hearing for CUP 21-03 on March 30, 2023

SUMMARY:

I fully and strongly support the McCall Planning Staff Conditions of Approval RE CUP 21-03, as presented for the Feb 7, 2023 P&Z meeting. Below are some of my personal observations, if you have any doubt this is the right direction for the long term.

I respectfully ask the City Council to support all of the Planning Staff Conditions of Approval.

Many thanks to each of you for your service to our community.

MY OBSERVATIONS:

The **current traffic circulation situation** at the Elementary and Middle School is inexcusable and poses unnecessary safety issues if there were to be an emergency at any of the events or at peak times. To avoid some of this, I and other neighbors have personally witnessed parents routinely using Woodlands Drive as access to an unofficial student drop-off/pickup point in The Woodlands, through our Community Area on the NE side of MDSO property.

It's common on any school day to see a line of traffic backing up on Deinhard nearly to Hwy 55 (my image from Fall, 2022, below), and special events are even worse, with cars lined up on both sides of all area roads:



The **extension of Deinhard Lane was envisioned as far back as 1973** when there was an easement on the property for this. MDSO must have known about this when they purchased the property in 1978. Past CUP Conditions of Approval required MDSO to grant an easement for the extension of Deinhard but MDSO has not done so. I've personally read many of these historical documents, reports, minutes, etc, that are recalled in greater detail in the Staff Report, and it's clear to me that over the years MDSO actively avoided ever having a public roadway or easement on the southern part of their property, even though it was clearly required and agreed to by MDSO.

At this point in time, it's imperative that this roadway extension opportunity be preserved. Without this extension, and in the event of (likely) development to the East, local residential roads in the area such as Woodlands Drive would not safely carry the resulting dramatic increase in traffic during and post construction.

Woodlands Drive is barely a 2-lane road these days. Just this week, Tuesday, a large pickup truck hauling a work trailer in the oncoming lane forced me into a neighbor's driveway and nearly into a snowbank as it drove too fast and West on Woodlands Drive (no image of this). The road always becomes much narrower in winter and sight lines to exit driveways are seriously obscured by the height of snow (my images, March, 2023):



There have been **total road blockages on Woodlands Drive**, the only entry/exit for about 118 homeowners: a fallen tree totally blocked the road (not sure the year) and last fall, 2022, a large delivery truck totally blocked Woodlands Drive (my image below):



At the Feb 7, 2023, P&Z meeting, **City Public Works Director Nathan Stewart did an excellent job to explain** and answer many questions about how the extension of Deinhard project would proceed going forward after an easement has been granted: he explained generally the financial gains for MDSD due to the City's involvement in the improvements, he gave examples how the design would be in accordance with current safety and design standards and place great emphasis on the safety of students and others, and much more. An extension of Deinhard and traffic circulation improvements can be implemented that will address student safety.

Education and student safety is important to all of us, not just MDSD, and many students live in The Woodlands. Safety on our Woodlands roadways is safety for students. Students and others of all ages walk, cycle, drive and spend time on our roadways in The Woodlands.

From: DEBRA SCHWARK <wdschwark@comcast.net>
Sent: Saturday, March 25, 2023 6:21 AM
To: Brian Parker <bparker@mccall.id.us>
Subject: MDSD expansion CUP

CAUTION: This email originated from outside of the organization. Do not click links or open attachments unless you recognize the sender and know the content is safe.

As residents of the Woodlands subdivision, we support the MDSD expansion and CUP **on the condition** as was approved by the McCall P&Z Commission **allowing for the Dienhard extension easement**...we are very much concerned about increased traffic, pedestrian & bicyclist safety, wildfire evacuation, and additional accompanying safety & congestion issues related to future development in the area east of The Woodlands subdivision(the proposed 558 home Pine Creek Ranch subdivision)...we urge the council to approve the CUP with this condition as it stands.

Thanks

Wade & Debra Schwark
600 Woodlands Dr
McCall

From: T Hoff <thoff45@gmail.com>
Sent: Tuesday, March 28, 2023 1:46 PM
To: Brian Parker <bparker@mccall.id.us>
Subject: CUP-21-03 March 30 City Council Public Meeting

CAUTION: This email originated from outside of the organization. Do not click links or open attachments unless you recognize the sender and know the content is safe.

Mr. Parker. We would like to express our support for Council approval of CUP-21-03 with all the City department conditions. This includes the granting of an easement along the southern School District property line to be used for possible extension of Dienhard Lane to the East. This provides our community with the option to safely and efficiently deal with increased traffic coming from the future development in south eastern McCall.

Thank-you.

--

Thaddeus & Theresa Hoffman
602 Woodlands Drive
McCall, ID 83638

MINUTES

**McCall City Council
Regular Meeting
McCall City Hall -- Legion Hall
VIA TEAMS Virtual
April 13, 2023**

Call to Order and Roll Call
Pledge of Allegiance
Approve the Agenda
Consent Agenda
Reports
Business Agenda
Adjournment

CALL TO ORDER AND ROLL CALL

Council President Nielsen called the regular meeting of the McCall City Council to order at 5:30 p.m. Council Member Maciaszek, Council Member Nelson, Council Member Nielsen, and Council Member Thrower all answered roll call. Mayor Giles was absent.

City staff members present were Bill Nichols, City Attorney; BessieJo Wagner, City Clerk; Sarah Porter, Deputy Clerk; Erin Greaves, Communications Manager; Linda Stokes, City Treasurer; Michelle Groenevelt, Community Development Director; Delta James, Economic Development Planner; Brian Parker, City Planner; Kurt Wolf, Parks and Recreation Director; Eric McCormick, Golf Course Superintendent; Meg Lojek, Library Director; Chris Curtin, Information Systems Manager; Traci Malvich, Human Resources Manager; Dallas Palmer, Police Chief; Nathan Stewart, Public Works Director; Meredith Todd, Assistant City Planner; Emily Hart, Airport Manager; Rachel Santiago- Govier, Permit Technician.

Also, in attendance were Regan Berkley, Wildlife Manager Idaho Fish and Game; Julie Whitescarver, Chamber of Commerce Director.

Council President Neilson led the audience in the Pledge of Allegiance.

APPROVE THE AGENDA

Council Member Maciaszek moved to approve the agenda as submitted. Council Member Nelson seconded the motion. In a voice vote all members voted aye, and the motion carried.

CONSENT AGENDA

Staff recommended approval of the following ACTION ITEMS. All matters which are listed within the consent section of the agenda have been distributed to each member of the McCall City

Council for reading and study. The items listed are considered routine by the Council and were enacted with one motion.

1. City Council Special Minutes March 31, 2023
2. Payroll Report for the period ending March 31, 2023
3. Warrant Register – GL (ACTION ITEM)
4. Warrant Register – Vendor (ACTION ITEM)
5. Accept the Minutes of the following Committees
 - a. McCall Area Youth Advisory Council– October 24, 2022
 - b. McCall Area Youth Advisory Council – November 7, 2022
 - c. McCall Area Youth Advisory Council – November 21, 2022
 - d. McCall Area Youth Advisory Council – December 5, 2022
 - e. McCall Area Youth Advisory Council – January 9, 2023
 - f. McCall Historic Preservation Commission – January 9, 2023
 - g. McCall Redevelopment Agency – January 17, 2023
 - h. Airport Advisory Committee – January 5, 2023
 - i. Golf Course Advisory Committee – February 8, 2023
 - j. Parks and Recreation Advisory Committee – February 15, 2023
 - k. Public Art Advisory Committee – February 27, 2023

6. **AB 23-070 City Licenses Report to Council Per McCall City Code**

Per McCall City Code Title 4 Chapter 9, the City Council has determined the City Clerk shall be delegated the authority to process and grant or deny all alcoholic beverage license applications, other than certain circumstances involving catering permits, which the City Clerk shall review the application for catering permit for completeness and forward said application to the Police Chief. The Police Chief upon receipt of the application shall make a recommendation to the City Clerk to approve or deny the application. Whenever the City Clerk shall determine that an application for alcoholic beverage license transfer or renewal is complete, the City Clerk shall approve or deny such application. All decisions of the City Clerk shall be reported to the City Council at the next regularly scheduled City Council meeting after such a decision. The City Clerk is also responsible for all processing of business, taxi, snow removal, pawnbroker, child daycare licenses, vendor and short-term rental permits, and public event applications. *Action: Review the license report.*

7. **AB 23-071 Request Approval of a Lease Agreement for Commercial Airport Tenant - Gem Air**

Gem Air is a commercial air taxi service that has requested to operate from McCall. They have operated out of McCall Airport for the last five summers. Terms of the lease provide for approximately 1,000 sq. ft. of space in hangar 101 for the period May 15, 2023, through September 30, 2023, leased at \$1,100.00 per month. Gem Air will be responsible for providing additional documentation of vehicle parking spaces subleased from McCall Aviation. They are also seeking to lease a tie-down space for the same period for which they will be charged \$225.00. The lease has been reviewed by legal counsel and meets the airport's minimum standards. Additionally, this lease demonstrates compliance with FAA Grant Assurances for competition and aeronautical use of Hangar 101. *Action: Approve the Lease Agreement for Gem Air and authorize the Mayor to sign all necessary documents.*

8. **AB 23-072 Request to Terminate assumed lease from 2010 and Approve new lease on Hangar 707 for the Sherman Group, LLC**

The Sherman Group, LLC, Miller Family Holdings, LLC, assumed a lease on Hangar 707 on Dec. 15, 2010. The original lease was issued to Kris E. Cox on May 1, 2002. The Sherman Group, LLC. was recently made aware that they are in the second year of the first five-year

extension of their assumed lease. Instead of continuing with extensions to the original lease from 2002, the Airport Manager encouraged the lessee to start a new lease with current and approved language. The 2020 Airport Rates and Charges Resolution sets the lease rate at \$.3127 per square foot per annum. The hangar and bare ground total 15,000 square feet. A CPI adjustment will occur retroactively for October 1, 2023, and will be invoiced at the newly calculated rate when annual hangar invoices are issued in November. Representatives of the Sherman Group, LLC have been provided with a copy of the current lease, current Airport Rules and Regulations, and Airport Minimum Standards. The City Clerk will record the document and keep a copy of the City's records. The lessee will pay a \$50 lease termination fee and a \$300 new lease fee per the City's approved fee schedule. The City Attorney has reviewed the new lease. The Airport Advisory Committee has reviewed the request and recommends that the City Council approve The Sherman Group, LLC's lease termination and approve The Sherman Group, LLC's new lease on Hangar 707. *Action: Approve The Sherman Group, LLC's lease termination on Hangar 707, approve The Sherman Group's new lease on Hangar 707 and authorize the Mayor to sign all related documents.*

9. AB 23-076 Request Approval of the 2023 Arbor Day Proclamation

Arbor Day is celebrated nationally on the last Friday of April. In the past years, the Parks & Recreation Department has partnered with Franz Witte Nursery to hold the official Arbor Day Celebration on the last Saturday in April. The Parks and Recreation Department plans to recognize Arbor Day Saturday, April 29th with Franz Witte Nursery with the Celebration of Trees Event, a community event. Activities will include educational booths/activities, material covering tree care, planting and selection, and a free handout of tree seedlings. *Action: Proclaim April 29, 2023, as Arbor Day, approve submission of the 2023 Arbor Day Proclamation and authorize the Mayor to sign all necessary documents.*

Council Member Maciaszek moved to approve the Consent Agenda as submitted. Council Member Thrower seconded the motion. In a roll call vote, Council Member Maciaszek, Council Member Thrower, Council President Nielsen, and Council Member Nelson all voted aye, and the motion carried.

PUBLIC COMMENT

Council President Nielsen called for public comment at 5:31 p.m.

16 Written Comments were received and are included as Attachment 1.

David Gallipoli, 200 Scott St

Mr. Gallipoli addressed the Council with concerns regarding the decisions of the Valley County Commissioners on an application for storage units in the impact area on Elo Rd.

Larry Shake, 1612 S Samson Trail

Mr. Shake addressed the Council with the same concern as Mr. Gallipoli regarding the application for storage units in the impact area that is currently zoned as rural residential.

Scott Harris, 86 Ilka Ln

Dr. Harris echoed the concerns of previous public comments concerning Valley County Commissioners' preliminary approval of a conditional use permit for storage units.

Joey Petri, 225 Valley Springs Rd

Mr. Petri expressed support for previous public comments regarding the conditional use permit for a storage unit expansion in the impact area.

Hearing no further comments, Council President Nielsen closed the comment period at 5:48 p.m.

REPORTS

Chamber Report

Chamber of Commerce Director Julie Whitescarver addressed the Council with a review of Chamber business including the upcoming business after-hours, planning the spring membership celebration, and starting the planning process for the 2024 winter carnival as well as the fall festival coming in September 2023.

Council Member Nelson noted the reference of a grant committee in the Chamber of Commerce report. Director Whitescarver gave a review of the Chamber grant committee noting a regional partnership to fund tourism and events in the area. Council Member Nelson noted eligible projects other than community events such as pathways and recreation. Additionally, Council Member Nelson asked if the Chamber has a way of addressing the workforce shortage in the community. Director Whitescarver noted the previous Chamber initiatives for the local workforce and explained how the West Central Mountains Economic Council (WCMEC) has taken on more of the workforce community issues while the Chamber focuses on tourism.

Monthly Department Reports

The Council had no questions for department heads regarding the department reports.

Council Report

The Council had nothing to report.

AB 23-073 Library Board Annual Report to Council

Library Director Meg Lojek introduced Jacki Rubin, Library Board of Trustees Chair, to present the McCall Public Library Board of Trustees annual report to the Council. The Library Board of Trustees advocates for the library and literacy; hires and evaluate the Library Director; monitor the overall effectiveness of the library as a social institution; set library policies and plan strategic goals to better serve the community. Idaho law states the Library Board is made up of five (5) volunteers who are legally responsible for overseeing the operation of the library. Individual members have no legal authority on their own—the board only has authority when it makes a group decision in a meeting that meets the requirements of the Idaho Open Meeting Law. Meetings are held on the 2nd Monday of the month at 10 AM in Legion Hall and on Microsoft Teams as needed. Members are selected by the Library Board and confirmed by the City Council. The mission of the McCall Public Library states: “The McCall Public Library is the anchor for the heart, mind, and spirit of our community. Our mission is to provide boundless opportunities to educate, inspire, and connect patrons of all ages, backgrounds, and views.” The highlights of the report included the elimination of late fees, building expansion updates, a review of public art

projects involving the library, and acknowledgments to those helping with the library expansion project.

Council Member Nelson expressed excitement for the community with the programs that the new building will allow the library to offer.

BUSINESS AGENDA

AB 23-077 Idaho Fish and Game (IDFG) Report on McCall Town Deer Issues and the Related Mountain Lion Concerns – Direction to Staff

Police Chief Dallas Palmer, Idaho Fish and Game (IDFG) Regional Wildlife Manager Regan Berkley, and Idaho Fish and Game Regional Conservation Officer Josh Royce presented a report on the “McCall Town Deer” population. Within the report, Manager Berkley provided fact-based data related to the town deer, including population numbers and injury reports. Manager Berkley also addressed current issues related to the town deer population, and current actions being taken by IDFG in response to the town deer issues and associated concerns.

Background:

May of 2021 – The Council directed staff to continue with the preparation of a proposed ordinance that would prohibit the feeding of wildlife.

June 2021 – The Council reviewed and discussed the proposed ordinance. The Council directed staff to bring forward a finalized ordinance for adoption.

July 2021 – The Council adopted the ordinance with a procedural error. The Council addressed procedural error and the ordinance failed to pass upon a follow-up vote. The Council requested staff educate the public on wildlife feeding concerns.

2021, 2022 & 2023 – Keep Us Wild Campaign – Wildlife feeding education to the public through the City website, City social media accounts, Star News, radio ads, Chamber of Commerce magazines, posters, and vacation rental companies.

2023 – Reports of injured deer, malnourished deer, increased deer populations, and mountain lion activities.

Council Member Thrower asked if there is any assessment of what other communities have done and the effectiveness of those programs. Ms. Berkley gave an overview of other communities including the Wood River Valley area. Council Member Thrower asked how the City of Cascade’s feeding Ordinance has done. Ms. Berkley noted enforcement in Cascade has been spotty and feeding is still ongoing. Chief Palmer explained how Cascade passed the feeding ordinance and how the enforcement works. Additionally, Chief Palmer suggests a multiple-tier fine and violation schedule if the Council decides to pass a no-feeding ordinance.

Josh Rosye Regional Idaho Fish and Game Supervisor addressed Council to clarify the answer to some public comments received noting that IDFG receives zero tax money for funding and is funded by hunters and fishers. Additionally, Mr. Rosye noted that there is no overnight fix to the issue and shared some education on the mountain lions in town.

Council Member Nielsen asked what the status was in the Wood River Valley currently. Mr. Rosye gave an update on the Wood River Valley's actions and inactions including the euthanasia of three (3) mountain lions in the area because of abnormal behavior. The results of the feeding ordinance being passed have not played out in the area at this time. Council Member Nielsen asked what other communities have had success with feeding ordinances or other measures. Ms. Berkley noted the City of Pocatello is currently manageable. Additionally, the City of Dalton Gardens hired a contractor to lethally remove deer. Council Member Thrower asked what can be expected of the mountain lion behavior as summer approaches. Ms. Berkley reviewed the history of mountain lions in the area, noting that there are usually not many mountain lion calls to IDFG in the summer. Council Member Nielsen allowed a question from the audience.

Rick Mooney commented on the fact that the deer are not feeding on their natural diet in town. David Gallipoli noted the wildlife feeding policy in Yellowstone National Park has worked for decades. Mr. Royse agreed with Mr. Mooney that the deer are not getting the nutritional value needed from the landscaping the deer are eating.

Communications Manager Erin Greaves addressed the Council to review the City's educational efforts after Chief Palmer reviewed past efforts by the City. Council Member Nielsen thanked staff and IDFG for the collaborative effort on education and keeping the education so visible it is hard to miss. Attorney Nichols asked if the known feeders were apparent in the community. Chief Palmer noted that the town feeders are known and additionally noted some feeders have responded to the education but there are still feeders that are not responsive, and people are feeding out of their vehicles.

Council Member Thrower noted that the steps to move forward start with research before spending money on one solution. Council Member Nielsen noted the ordinance proposed previously was in good shape and passing the ordinance is not the issue, it's the emotion tied to actions after an ordinance is passed that is the issue. Council Member Nelson expressed being in favor of spending some City money to do research to provide the Council with recommendations. The study should address human safety, economic impacts, and the health of wildlife. Council consensus included a need for community involvement in the process, the ability to take meaningful action before winter, and continued education.

Council direction to staff included putting together a Town Hall meeting for the public to not only submit a public comment but interact with the Council and staff and to bring back the no-feeding ordinance for review.

AB 23-079 Consideration of a donated structure for Local Housing – Direction to Staff

Community and Economic Development Director Michelle Groenevelt presented to the Council. The City has been contacted about accepting a donation for a single-family A-frame home located at 503 Cross Street for local housing. The Building Official inspected the house to determine the condition of the structure. The building is in good condition and the staff is collaborating with the contractor to better understand the feasibility and cost to relocate the structure. Before spending a lot of time and resources exploring this opportunity, staff wanted to check with the City Council to understand if the Council is interested in staff exploring this donation for a local housing unit.

The preliminary cost of moving and setting up the structure is between \$235,000 and \$275,000. The structure does not require extensive remodeling, but the move is expensive because of the height of the structure.

Council Member Nelson expressed excitement about the donation. Director Groenevelt noted the City is being offered the structure but there are other entities interested in the donation. Council Member Maciaszek noted being an advocate for workforce housing but expressed some concern over some of the costs and the layout of the house. Director Groenevelt noted that staff had the same initial reaction, but the decision is the Council's to make. Council Member Thrower asked for a timeline to get back to the owner with a decision. Director Groenevelt noted that no other projects are slated to occur at the location, but the contractor has been directed to find a home for the structure. Council Member Nelson brought up who the housing would be for and noted other entities that could benefit from workforce housing. Council Member Thrower expressed that using City property for a private entity does not seem right. Director Groenevelt clarified that if the structure goes on City property it will be a City asset, but it could be donated to another entity.

The Council directed staff to pass on the donation, stating that the cost is too high for such an old structure.

AB 23-075 Request Payment Approval from the Local Housing Incentive Program for the Deed Restriction of Lot B6, Running Horse Subdivision

City Planner Brian Parker presented to the Council. The developer of Running Horse Subdivision has deed-restricted Lot B6 through the City of McCall's Local Housing Incentive Program. The deed restriction was approved to be signed by the Mayor on October 6, 2022 (Agenda Bill 22-260). Under the Local Housing Incentive Program established by Resolution 19-02, the grantor of the deed restriction is eligible to receive the \$10,000 incentive for placing the deed restriction on the property.

The Council had no questions or comments regarding the deed restriction payment for the Running Horse subdivision.

Council Member Maciaszek moved to approve payment of \$10,000 per Resolution 19-02 for Lot B6, Running Horse Subdivision, and authorize the Mayor to sign all necessary documents. Council Member Thrower seconded the motion. In a roll call vote Council Member Maciaszek, Council Member Thrower, Council Member Nielsen, and Council Member Nelson all voted aye, and the motion carried.

AB 23-078 Request to Set the FY24 Budget Public Hearing Date and Location

City Treasurer Linda Stokes presented to the Council. Each year, per Idaho Code §63-802A, no later than April 30, the City of McCall must set and notify the County Clerk of the date and location of the budget public hearing. Staff recommends the Council set the FY24 Budget Public Hearing for August 24, 2023, at 5:30 PM in the Legion Hall which is the Council's regularly scheduled meeting location.

The Council had no questions regarding setting the FY24 Budget Public Hearing date and location.

Council Member Nelson moved to set the FY24 Budget Public Hearing on August 24, 2023, at 5:30 PM in the Legion Hall and direct the Treasurer to notify the County Clerk of the

date and location of the FY24 Budget Public Hearing. Council Member Thrower seconded the motion. In a voice vote, all voted aye, and the motion carried.

AB 23-074 Request Appointments to the Airport Advisory Committee (AAC)

Airport Manager Emily Hart presented to the Council. The Airport Advisory Committee is established under Idaho Code Section 50-210, to advise and make recommendations to the McCall City Council on matters about the safety, operation, and maintenance of the McCall Municipal Airport. Mike Weiss' and Rick Fereday's AAC terms have expired. The positions were advertised in the Star-News for two weeks as required by the City Code. Three letters of interest were received: Mr. Weiss' request for reappointment, Mr. Fereday's request for reappointment, and a letter from Andrea Eldridge. The AAC met on Wednesday, April 5, 2023, and makes a unanimous recommendation of re-appointments for Mr. Weiss and Mr. Fereday. Additionally, the AAC appreciated the interest of additional parties joining the AAC and moved to consider amending the AAC Charter to include up to seven members. The AAC will soon submit a Resolution recommending the Council amend the AAC Charter.

Council Member Thrower moved to appoint Mike Weiss and Rick Fereday to the Airport Advisory Committee for three-year terms and authorize the Mayor to sign appropriate documents. Council Member Nelson seconded the motion. In a voice vote, all voted aye, and the motion carried.

Upcoming Meetings Schedule Discussion

The Council discussed upcoming meetings.

Council Member Nielsen commented to Attorney Nichols about the county decisions in the impact area and asked if the City had any options to address the public comments heard regarding community concern over the decisions being made. Attorney Nichols noted the City has no jurisdiction in the Impact Area.

ADJOURNMENT

Without further business, Council President Nielsen adjourned the meeting at 8:15 p.m.

ATTEST:

Robert S. Giles, Mayor

BessieJo Wagner, City Clerk

April 13, 2023 Regular Meeting - General Comment

Name	Address	Email	Content
Patty Hickman	1603 Davis Ave McCall ID 83638	hickmanpatty35@gmail.com	I would like to ask the City Council members to not make any decisions about the town deer until the public can be apart of the process. There are many residents that want to explore all options in order to educate the public about not feeding the deer. I feel that we can come to a positive solution that will save the deer and keep them healthy and thriving. Thank you in advance Patty Hickman
Debra Staup	1624 Davis Ave. McCall ID 83638	ikaria@mac.com	I am unable to attend tonight's meeting to listen to the wildlife presentation. My interest in this issue is strong just like it was two years ago. Back then I offered to help and that offer still stands. I, along with other people I know, want to be a part of the solution. Many of us have ideas, thoughts, information, experience, etc., we feel would be quite useful. One suggestion to consider is forming a committee of concerned citizens, council members, officials from F&G, police. etc. The purpose of the committee would be to work together to come up with a viable action/educational plan regarding our wildlife. It is important we collectively and respectfully share ideas, information, research, and perspectives to reach a solution that is a win for our wildlife and people. Thank you for your time.
Michael Dixon	811 Reedy Lane McCall ID 83638	mdixon4321@yahoo.com	The city needs a policy for removing dead animals from city property, mainly deer. There are two dead deer on the shoulder of the road on Reedy Lane within the city's rights of way. I asked Fish and Game and they said they do not remove dead deer from McCall city streets. They are asking the citizens to take care of it. McCall police said the city doesn't have a policy for removal of dead animals from city property. They are becoming a health hazard, attracting scavengers, and neighborhood dogs, and are beginning to smell. Again the dead deer are on city property and the city needs to take care of the problem.
Debbie Lambert	13077 Crane Shore Way Donnelly ID 83615	Dlambert3698@gmail.com	Would be nice for Valley County home and land owners to have input to wildlife management in our local communities of McCall, Donnelly and Cascade, etc. Request any decisions be put to vote by the public. Not simply made by the council. Have owned property here since the 1960's and deer and fox and other animals (even bear) have always been a tourist attraction, found a way to co-habitated with locals. Let's use funding to educate not eliminate! Thanks Debbie Heist Lambert Dlambert3698@gmail.com 208-870-0843

ATTACHMENT 1

Name	Address	Email	Content
Daniel Largent	1085 Chip Shot Drive McCall ID 83638	largentdan@msn.com	To: McCall City Council April 13, 2023 From: Dan Largent 1085 Chip Shot Drive McCall, ID 83638 Regarding: Deer in City Limits About 3 weeks ago I discovered a partially consumed deer in my yard. It had obviously been preyed upon. I called Idaho Fish and Game and was told they do not help dispose of deer carcasses and it would be my responsibility to deal with it. I was also told they would not even come out to investigate. I insisted they investigate the kill and someone finally came out later that day but not until I had disposed of the carcass (I did not want it to attract more predators). Their investigation was inconclusive since there were so many deer tracks in the snow. It seems odd to me that Idaho Fish and Game will not deal with game kills within city limits, I would think our taxes pay for such a service. We have lived in McCall for almost 26 years and here are some of my observations. 1. We have always had deer in town but not in the numbers we now have. I used to see 2-5 deer at a time but now I sometimes see up to 16-17 deer in the street by my house. 2. The deer are being fed by some neighbors in the area and even a local brewery puts their spent grain out in a barrel for the deer to eat. Feeding deer should be made illegal in town with a fine imposed if people continue to feed them. 3. Deer populations are so high they are exhibiting different behavior. Populations are so dense that deer began feeding on fir and pine needles in our yard the winter before last. We had to cut down two trees we had been nurturing for years because deer ate so many of the needles. 4. Even though some people are feeding them, many of the young deer cannot compete for food and so become weak and sickly. They either die or are easy prey for predators. Once again, Idaho Fish and Game will not help with removal of the dead deer. 5. The sheer number of deer in town are attracting more predators which may in turn endanger people and pets. 6. I would urge the City of McCall and Idaho Fish and Game to take steps to reduce the deer population within McCall city limits. Regards, Dan Largent
Thelma Stein	13950 Rustic Rd McCall ID 83638	thelmasue@citlink.net	I am unable to attend tonight's meeting in regards to the wildlife presentation. I and other people I know want to be part of the solution. Many of us have imput that we feel would be useful. Such as forming a committee of citizens, council members, F&G officials, police, etc. to work together to come up with a viable action/educational plan regarding our wildlife. We all need to reach a solution for our wildlife and people. Thank You for your time.

ATTACHMENT 1

Name	Address	Email	Content
Julie Conrad	1423 Eagle Drive McCall ID 83638	julieconrad11@yahoo.com	<p>Regarding the "Town Deer": My family owned two year-round cabins here in McCall since the mid 1960's. The first in Wagon Wheel Bay on the West side of the lake for nearly 30 years, and the second in Pilgrim's Cove on the East side of the lake for over 20 years. Deer were always present at the cabins and in and around town all four seasons. It was a big part of what made "getting away from the city to the mountains" so special all those years. The deer have adapted to our mild winters, and stay for the constant food sources in the late fall-into-winter from apple trees around town, lush green lawns, non-native landscaping and trees, beautiful flower and vegetable gardens, ornamental pumpkins and squash on nearly every doorstep, bird and squirrel feeders, etc. A large majority survive just fine even without the residents who choose to feed them. Natural attrition rates claim a percentage every year, as do auto collisions and off leash dogs. During the winter months, the beautifully plowed cart paths on the golf course create a safe 27-hole habitrail system for the deer to easily move around and forage. I witness them nearly daily (for the 12 years I have lived here full time now) from my living room window which is magical to me. The "golf course deer" were here when I moved in. There are generations of mamas that have their fawns in the empty lots next to me and around my subdivision year after year. It is a privilege to witness. As early as 15 to 30 years ago, subdivisions such as Spring Mountain Ranch, Aspen Ridge, The Woodlands, River Ranch, Blackhawk On The River, River's Crossing, Rio Vista, Lick Creek Meadows, etc. didn't exist. The majority of those locations were considered on the outskirts of town, and were heavily forested. The deer had great habitats/homes in those forested acres and were not as readily seen as they are today. With the loss of their natural homes and habitat, they continue to roam those same areas that are now subdivisions, and are considered "town deer". They don't and haven't "migrated" for decades or more. Are there "more" deer than in the past? Maybe. Maybe not. I would love to see data from F & G as well as the forest service from the past 70 years. We have encroached upon their habitat as well as their predator's habitat which brings them closer than ever to town. It is any wonder we have sightings of mountain lions and wolves in the Spring? We have had for as long as I have been recreating and living here....I recall sightings every year of wolves and cougars in and around town even when I was a child. If the deer "understood" boundaries, I suppose all of them would live in Ponderosa State Park and never leave. But with over 600,000 visitors annually, I would imagine it no longer feels like a safe refuge. Learning to live with the deer as well as other wildlife comes with the territory. Do we really expect there to be NO DEER when we choose to live in the mountains of Idaho? How many is "too many"? Do we eradicate them all because we now want our "mountain life" to be like "city life"? I cannot imagine a McCall devoid of deer because some consider them a "nuisance". There is not a day that goes by that I do not see/hear visitors/tourists exclaim with delight each time they see a deer passing by, particularly on the McCall Golf Course. There are hundreds of articles and blogs written about McCall annually with the mention of how magical it is to see the deer in our town. I read just another today. With an intelligent and concerted effort at an educational campaign for locals and visitors/tourists alike (from our City officials/leaders), I believe we can all learn to LIVE with the deer and seasonal mountain lions, NOT eradicate them. Julie Conrad Full-time McCall Resident for 12 Years, and 2nd Homeowner/Resident for 55 Years</p>

ATTACHMENT 1

Name	Address	Email	Content
Angela Staup	1624 Davis Ave McCall ID 83638	astaup@gmail.com	Due to a conflict with work I am unable to attend tonight's meeting and listen to the presentation on our wildlife. As most of you are aware, this is an issue I am very passionate about. My family, myself, and others have expressed interest and have reached out over the past two years to offer our help where we can; whether it be education, a committee, or just outreach. There are many of us in the community who have ideas and truly want to help. I believe a committee of concerned citizens, council members, officials from F&G, police, and the like, would be a really effective way to come up with solutions and would encourage community accountability and community ownership. This is still a small community and it is paramount that we respectfully work together toward a productive outcome: Thank you all for your time.
John and Jenny Fawcett	1340 Ridgeway Lane McCall ID 83638	john.fawcett@sbcglobal.net	It is time that the City of McCall starts paying attention to the hard working private enterprise taxpayers. Why waste everyone's time by using fear tactics about animals that have been in our city before there was a city? Some of the important issues that need addressing immediately: 1. Infrastructure: water lines, sewer lines, sidewalks. Most important, addressing our pothole pitted roads. 2. You, City council, need to be the taxpayers' advocate by being conservative fiduciaries of our hard earned money that we pay in taxes. 3. We have a library that now has cost overruns that are over and above what the taxpayers voted for or expected. 4. A hospital that is way over the budget and still demanding money from the taxpayers. 5. Government building houses for government employees (teachers). Who is next that wants subsidized housing? Did any citizens of our city or county have any vote on how our tax dollars are used? Quit wasting time on deer and other wildlife that live with us. It is time for you, City Council, to get down to the real hard issues that we face as a community.
Pamela Willett	7350 Gary Lane Boise ID 83714	WillettPamela55@gmail.com	I have been a resident of Idaho all of my life. The deer make McCall the magical resort town it is! I hike and ride horses in the back country frequently! Nature is part of this beautiful habitat! Never has there been an issue with wildlife until we had an influx of people moving here!! Cougars are solitary animals, with ONE encompassing 50 to 100 square miles of territory! Cats defend that territory against other cats, so to say people are seeing multiple cats in the same area, is not correct! Please do the research before panicking, that McCall has a cougar problem! Thank you
Danielle Gray	705 Reedy lane McCall ID 83638	graydr1964@gmail.com	I am writing in hopes that there won't be any rash decisions made in regards to our deer. I have lived in McCall for 45 years my husband has lived here for all of his 60 years. There has always been deer in town. We do believe that because of the wolves and the mountain lions the deer have decided to stay in town more than past years but also the use of ring cameras has really brought it to the attention, when we've always had mountain lions in town. We are not unique to this situation it happens all over the United States and a lot of different states have different ways of dealing with the issue without moving or euthanizing the deer. We live in a mountain town we have wild animals all around us. I'm just hoping that maybe signage in town that saying not to feed the deer, would be more helpful for the people that don't read social media or don't read the paper. Please let us find a way to coexist with our wildlife, it's a wonderful part of our town. Thank you, Danielle Gray

ATTACHMENT 1

Name	Address	Email	Content
Patty Hickman	1603 Davis Ave Mccall ID 83638	hickmanpatty35@gmail.com	<p>I am wanting to add a few things to my previous letter sent to you regarding the Town Deer issue being discussed tonight. I reread Regan's comments and her study points. Firstly the reason we started having deer stay all year round and not migrate was not because people started feeding them, it started when our town grew and built in the deer habitat and planted yummy ornamental shrubbery and trees and flowers. Why would they trek out of this Garden if Eden when all of this was here and available? Then it snowed and they were stuck, fast forward to today same issues only lots and lots more vegetation on lots more homes. It is my belief being a full time resident of Mccall for 47 years that we do need to address visitors and locals feeding the deer. I think a warning first then a fine if it continues to be an issue. I see people everyday at My Father's Place and Old Town Market feeding deer, don't we have a Code enforcement officer that could give out these warnings? Next I would like to address the mountain lion in town, again from an old timer here I know for a fact that they are always here off and on. Are you getting alerted to this because there are really more or because everyone now has Ring cameras on their homes, or trail cameras or cameras downtown. We have bears in town, we have foxes in town we have raccoons in town because we live in the mountains. I have had foxes and raccoons kill my chickens, I didn't ask for all of them to be eradicated, I quit getting chickens. I would like to see a group of citizens work with the Police department and Fish and Game to educate the public, try to find solutions as other areas have done without killing the deer. We have other issues within our community that are a much bigger issue than pesky deer. Mountain lions are being seen all over the US not just here, Eastern Idaho is dealing with the same thing as we speak. They are finding ways for everyone to live together through education not eradication, we should be able to do the same.</p> <p>Patty Hickman</p>

ATTACHMENT 1

Name	Address	Email	Content
JULIE CONRAD	1423 EAGLE DRIVE MCCALL ID 83638	julieconrad11@yahoo.com	<p>LOCAL NEWS: "FISH AND GAME'S REGAN BERKLEY USING SCARE TACTICS BY REFERENCING DEER LICE AND MOUNTAIN LION SIGHTINGS":</p> <p>***REGARDING DEER LICE: Multiple studies show that lice in deer are not uncommon. These same studies also show that the lice are NOT harmful to humans nor domestic pets, and that the lice rarely kill the deer themselves. During my extensive research in 2021 to present, I personally spoke to multiple wildlife biologists and fish and game experts in Idaho, Colorado, Utah, Wyoming, Montana, Washington and Oregon about the "lice" issue. They all said the same thing...."Lice in deer is akin to fleas on a dog". They do not harm the deer, except in very extreme conditions; nearly all self-eradicate the lice and are entirely unharmed; the meat is still fully consumable if a deer has lice present; and the lice are not transferable to and do not harm humans nor domestic pets or livestock. " The research is very easy to find. Why isn't Regan Berkley doing her research? Why the Scare Tactics? Frankly, it's embarrassing. A cursory search of documentation from Wildlife Biologists and Fish and Game Experts in surrounding Western States and beyond: "The exotic lice species described above does not affect humans or domestic animals. Deer in captive settings have been successfully cleared of lice infestations with the use of medication.....Medications exist to treat most conditions causing hair loss in deer... Many cases resolve on their own when the deer are in better condition in spring/summer due to increased food resources or with seasonal environmental changes." --Washington Department of Fish and Game-- "Lice from affected deer are not of concern for human health. Meat from animals infested with lice is suitable for human consumption." "Mange does not cause a herd health issue and is not a concern for humans. Mange infections are limited to the skin, therefore the meat of an infected deer is safe for human consumption." (extension.missouri.edu/publications/g9489). "Many affected animals will resolve their lice infestation and the hair will grow back without intervention when their immune systems function normally¹. Management is not only impractical but likely unnecessary since lice affect individual animals and have not been documented to have a significant impact on wild deer populations³. Discouraging supplemental feeding may help reduce opportunities for direct transmission of lice from one affected individual to another. Because they are host specific, there are no known health risks to humans, predators, or scavengers, or from eating meat from a deer infected with lice." REGARDING MOUNTAIN LION SIGHTINGS: Here is but ONE excellent, recent Common Sense Article On Living With Mountain Lions From Our Neighboring State of Colorado: {https://www.westword.com/news/colorado-mountain-lion-wildlife-sightings-increasing-16309421} "Colorado Mountain Lion Sightings Increasing, but Are There Really More Big Cats Around? Westword" AHHHH.....COMMON SENSE. HOW REFRESHING. WHY IS REGAN BERKLEY SO INTENT ON "SCARE TACTICS" AND "REINVENTING THE WHEEL" WHEN IT COMES TO LIVING WITH AND AMONG WILDLIFE? HAS SHE NOT CONDUCTED ANY RESEARCH OR TALKED TO NEIGHBORING STATES' FISH AND GAME DEPARTMENTS, WILDLIFE BIOLOGISTS AND ACTUAL EXPERTS WITH REAL LIFE EXPERIENCE ON WHAT MCCALL IS CURRENTLY UNDERGOING? THE RESEARCH IS READILY AVAILABLE. OTHER FISH AND GAME DIRECTORS, MANAGERS AND WILDLIFE SPECIALISTS ARE MORE THAN WILLING TO SPEAK WITH HER. I SPENT THE BETTER PART OF SIX MONTHS OF MY TIME IN 2021 AND RECENTLY SPEAKING WITH THESE EXPERTS AND SPECIALISTS FROM IDAHO, COLORADO, UTAH, WYOMING, MONTANA, WASHINGTON AND OREGON. IT REALLY SHOULDN'T BE SO DIFFICULT FOR REGAN BERKLEY TO DO SO. Excerpts From Above Referenced Article on Mountain Lions and Sightings: "Video doorbells and security cameras also contribute to the increasing attention being given to</p>

Name	Address	Email	Content
			<p>the mountain lions that have quietly been here all along. Van Hoose explains that cougars are usually active from dusk until dawn, so motion-activated cameras have created a growing body of evidence of their activity in urban areas." "There seems to be a perception of increased mountain lion sightings and reports, according to wildlife officials; however, they say they have not found any significant increases in the state's mountain lion population, and they have not noticed any increases in abnormal mountain lion behavior." "What officials have noticed is a rising human population — and even changes in human behavior." "We haven't seen a huge spike in the mountain lion population recently," says Van Hoose. "I would think it's more due to people moving into the area like we've seen over the past ten years in Colorado, and also moving farther into the mountains [and] into more isolated areas." "Grand County has seen an increase in people living in homes that traditionally [have] been utilized more in the summer. Increased sightings are likely because more people are looking for evidence of a mountain lion being in the area, increased human activity in areas historically quiet, and [because] an abundance of cameras that capture the mountain lion activity likely leads to more awareness of mountain lion activity." "Gonzales says the mountain lion population and density in the area is "estimated to be similar" to what it was last year. She stresses that what's changed is the human awareness of mountain lions, not mountain lion behavior." In Englewood, as well as the state as a whole, not only has the human population increased, Lewis notes, but many of the people moving here come from areas with a much lower wildlife presence, which may also contribute to the increased media attention and excitement that urban wildlife sightings have received." "Just because development has encroached on wildlife habitat does not mean the wildlife has gone away, he adds. "It's only natural for these animals...to adapt to their ever-changing surroundings." "Englewood and other counties and municipalities have worked to spread information about wildlife, how to be prepared for wildlife, and what to do if you encounter wildlife. "We remind our foothills visitors that they are entering 'lion country' at our trailheads," says Boulder County's Hoerath." "According to Lewis, wildlife encounters are a reality but not necessarily a threat: "It's just one of those things that you need to be prepared for, but not scared of." Mountain Lions have been in McCall for decades. They come through every year....No matter WHAT the deer population is. Talk to and learn from the old timers Please. Game/ring cameras are WHY there have been an "increase in sightings". Not because there are more lions or more deer.</p> <p>COMMON SENSE please! REGARDING THE CITY OF MCCALL'S ""EDUCATIONAL CAMPAIGN"": My business is Social Media for a wide array of local McCall businesses. I am connected to social media nearly 24/7. I have seen VERY LITTLE in the way of true education for the public on HOW TO LIVE WITH WILDLIFE as well as DISCOURAGING THE FEEDING OF WILDLIFE. I read the Star News weekly. I listen to the local radio stations daily. I read the McCall Chamber magazines twice annually as they are published, I am on Facebook 12 hours per day managing client pages and for personal use. I have seen a spattering of "ads". No pamphlets, No signage, No Letters, No local HOA info, no info in local businesses, restaurants, hotels. If I have seen very little in the way of a serious, intelligent Educational Campaign, then what percentage of people do you really think you reached with your basic efforts? A spattering of posts on Facebook and a few Star News "ads" is not enough. A fraction of residents, tourists, 2nd homeowners and vacationers will even see these basic attempts at "education". Very few locals and visitors/2nd homeowners read the Star News, or listen to the local radio stations, or spend time on Facebook to see the few mentions here and there, or read Fish and Game sites. MUCH more is needed. I as well as several others asked to help back in July 2021. We asked to be part of a committee. We offered to help. We</p>

ATTACHMENT 1

Name	Address	Email	Content
			<p>offered to design signage and pamphlets, to distribute and post them, but were not once asked to be a part of the solution. Now, there is another "perceived" problem by fish and game and the city. It's time to take a smart, educated approach. Not a "hey we tried with a few ads, etc. and it didn't work" Utilize the wealth of knowledge and education from locals who have lived here in McCall since the 50's and 60's. As citizens, homeowners, taxpayers, residents, we are here to help EDUCATE, NOT ERADICATE what make McCall so special. Our wildlife. ****Finally, I believe that the City has much bigger fish to fry right now: 1. Housing 2. Infrastructure 3. Safe biking paths and sidewalks 4. Making roadways safer 5. Speeding locals and Tourists and Distracted Drivers 6. The huge illegal drug problem Within Our City. Signed, Julie Conrad, 12 Year Full-Time Resident, and 55 Year 2nd Homeowner/Resident</p>
Phil Custer	691 N. Samson Trail McCall ID 83638	pacuster@instrumentti.com	<p>Dear Staff Members, The statements made in the "IDFG Report report on McCall town deer and the mountain lion concerns" are misleading and an obvious attempt to push a particular agenda by not stating ALL OF THE FACTS. Here are some examples: "Deer are spending winter in McCall because of a long history of winter feeding." There are many reasons deer spend their winter in McCall - take for example the ease at which deer can move around McCall due to the plowing of roads and driveways giving deer access to edible plants all winter. "The mountain lions are spending winter here because of the ample prey base provided by town deer." Again, there are many reasons the mountain lions spend the winter in McCall. In fact, there are too many reasons to list here - but I will just say that mountain lions roamed my neighborhood in Garden City, and it wasn't because of too many deer. "10 years ago mountain lion reports were infrequent." Of course there are more sightings now, 10 years ago the majority of people didn't have motion detected cameras to capture nocturnal animals. It seems there is a minority of people who are obsessed with wildlife encroaching on their property and causing problems, and their solution is harass IDFG and the local police until something is done. This minority must have so much power that they are able cause IDFG management to cherry pick the facts to in order to achieve their agenda. Please, we do not want another Cascade fiasco! I believe the majority of locals have embraced the "do not feed wildlife" philosophy, but somehow the campaign has not reached the visitors. Whatever it takes to educate the visitors, is a much better solution than the mass destruction of our wildlife. And the irony is that the wildlife will just backfill the city again later. No city council decision or votes should be made without the inclusion of ALL city residents. We can't let a very small minority of complainers dictate the future of our city wildlife, not to mention the waste of IDFG money that should be going to programs that actually protect and manage the state's wildlife. Thank you for your consideration. Phil Custer Full-time resident of McCall, Idaho</p>
Sherri Harkin	1155 Sand Wedge Crt McCall ID 83638	sharkinphoto@gmail.com	<p>Hello , this comment is regarding the over population of nonmigratory deer in McCall. We moved back to McCall two years ago after being away for 16 years. We were shocked and saddened by the large number of year round deer in area. When we lived here previously, the deer migrated just like the elk. I feel a committee of citizens, council members, and Fish & Game should be appointed to work on a solution regarding the problems with deer and other wildlife that are realizing they can easily capture their prey in town. This committee would work together to come up with a viable action that includes educational materials and signage about the wildlife in our backyards (and front yards). Thank you.</p>

ATTACHMENT 1

Name	Address	Email	Content
Kayla Riggs	13951 highway 55 Mccall Idaho 83638	kicken_2@hotmail.com	Can we please implement ordinance and fines for people caught feeding and/or petting the town deer. It's not enough that some of us concerned locals are trying to intervene when we see it. We need more. We need help from the city to stop what's happening. Please can we come up with some way to save the deer from irresponsible tourist and locals

Report Criteria:

Selected pay codes: 9-02 (Comp Time Available)

Title	Hours Beg Bal	Hours Accrued	Hours Used	Hours Remain
9-02				
Total Airport:	42.36	9.00	.00	51.36
Total City Clerk:	5.46	2.25	.00	7.71
Total City Manager:	4.95	.00	.00	4.95
Total Community Development:	40.02	33.75	.00	73.77
Total Finance:	24.78	21.38	.00	46.16
Total Golf Course Maint:	73.73	5.25	.00	78.98
Total Info systems:	.00	.00	.00	.00
Total Library:	.00	.00	.00	.00
Total Local Option Tax:	.00	.00	.00	.00
Total Parks:	71.53	12.00	.00	83.53
Total Police:	245.29	.00	5.50	239.79
Total PW/Streets:	306.58	21.75	58.00	270.33
Total Recreation Programs:	75.51	4.50	.00	80.01
Total Water Distribution:	197.09	15.75	9.00	203.84

Emp No	Name	Total Gross Amount	2-00 Overtime Emp Amt	10-00 Overtime-G Emp Amt	
	Total Airport:				
		3	5,132.20	.00	.00
	Total City Clerk:				
		3	7,094.85	57.92	.00
	Total City Manager:				
		5	15,389.74	.00	.00
	Total Community Development:				
		6	16,186.56	.00	.00
	Total Council:				
		5	4,200.00	.00	.00
	Total Finance:				
		3	8,282.04	.00	.00
	Total Golf Course Maint:				
		6	9,087.51	.00	.00
	Total Golf Professional:				
		7	5,285.14	.00	.00
	Total Info systems:				
		1	3,534.20	.00	.00
	Total Library:				
		9	10,247.14	.00	.00
	Total Local Option Tax:				
		1	2,345.19	541.20	.00
	Total Parks:				
		8	12,992.51	.00	.00
	Total Police:				
		14	37,388.77	723.08	.00
	Total PW/Streets:				
		14	33,867.47	656.95	.00
	Total Recreation Programs:				
		3	8,208.88	.00	.00
	Total Water Distribution:				
		7	15,333.72	69.75	.00
	Total Water Treatment:				
		1	3,078.29	.00	.00
	Grand Totals:				
		96	197,654.21	2,048.90	.00



Vendor Name	Invoice Number	Description	Invoice Date	Net Invoice Amount	Amount Paid	Date Paid
01-11750 UTILITY CASH CLEARING						
JOVANOV, KELLI & VLATKO	174003	DBL PAYMENT FOR WATER - FEB	04/14/23	63.52	.00	
HUBER, HEATHER	165756	DBL PAYMENT FOR WATER - FEB	04/14/23	57.79	.00	
Total 01-11750 UTILITY CASH CLEARING:				121.31	.00	
Total :				121.31	.00	
Total :				121.31	.00	
PAYROLL PAYABLES CLEARING						
03-22375 CHILD SUPPORT						
IDAHO CHILD SUPPORT RECEIPTING	20230407-6	CASE# - 395109	04/07/23	106.62	106.62	04/07/2023
IDAHO CHILD SUPPORT RECEIPTING	20230421 - 6	CASE# - 395109	04/21/23	106.62	106.62	04/21/2023
Total 03-22375 CHILD SUPPORT:				213.24	213.24	
Total :				213.24	213.24	
Total PAYROLL PAYABLES CLEARING:				213.24	213.24	
GENERAL FUND						
10-14250 PREPAID WORKERS COMP. INS.						
STATE INSURANCE FUND	27357409	AUDIT ADJUSTMENT	04/12/23	12,282.00	.00	
Total 10-14250 PREPAID WORKERS COMP. INS.:				12,282.00	.00	
Total :				12,282.00	.00	
MAYOR & COUNCIL						
10-41-150-275.0 PUBLIC RELATIONS						
STAR NEWS, THE	884110	CITY OF MCCALL UPCOMING COUNCIL	03/02/23	252.00	.00	
STAR NEWS, THE	910730	COUNCIL REFLECTIONS	03/16/23	180.00	.00	
STAR NEWS, THE	911150	MCCALL COUNCIL MARCH 9	03/09/23	384.00	.00	
STAR NEWS, THE	926900	UPCOMING MCCALL COUNCIL	03/16/23	252.00	.00	
STAR NEWS, THE	976170	MCCALL COUNCIL UPDATE	03/30/23	384.00	.00	
Total 10-41-150-275.0 PUBLIC RELATIONS:				1,452.00	.00	
10-41-150-562.0 COMMITTEE RECOGNITION & AWARDS						
BANYANS ON THE GREEN	20230412	VOLUNTEER EVENT	04/12/23	590.25	.00	
Total 10-41-150-562.0 COMMITTEE RECOGNITION & AWARDS:				590.25	.00	
Total MAYOR & COUNCIL:				2,042.25	.00	
INFORMATION SYSTEMS						
10-42-150-250.0 MOTOR FUELS AND LUBRICANTS						
CHEVRON TEXACO	88398083-IT	FUEL	04/06/23	48.59	.00	
Total 10-42-150-250.0 MOTOR FUELS AND LUBRICANTS:				48.59	.00	
10-42-150-300.0 PROFESSIONAL SERVICES						
XERILLION CORPORATION	70580	Blanket PO to cover monthly charges for r	03/23/23	2,000.00	.00	

Vendor Name	Invoice Number	Description	Invoice Date	Net Invoice Amount	Amount Paid	Date Paid
Total 10-42-150-300.0 PROFESSIONAL SERVICES:				2,000.00	.00	
10-42-150-465.0 COMMUNICATIONS - ETHERNET						
SPARKLIGHT	20230408	INTERNET - ACCT # 112663760 APRIL	04/08/23	120.72	.00	
Total 10-42-150-465.0 COMMUNICATIONS - ETHERNET:				120.72	.00	
Total INFORMATION SYSTEMS:				2,169.31	.00	
CITY MANAGER						
10-43-150-430.0 DUES AND SUBSCRIPTIONS						
McCALL ROTARY INT'L CLUB	20230101	ROTARY QUARTERLY DUES Q1 & Q2	01/01/23	610.00	.00	
Total 10-43-150-430.0 DUES AND SUBSCRIPTIONS:				610.00	.00	
Total CITY MANAGER:				610.00	.00	
ADMINISTRATIVE COSTS						
10-44-150-200.0 OFFICE SUPPLIES						
DELUXE CORPORATION	9000049204	DEPOSIT KIT	02/16/23	210.23	.00	
Total 10-44-150-200.0 OFFICE SUPPLIES:				210.23	.00	
10-44-150-310.0 ATTORNEY - CIVIL NON-REIMB						
WHITE PETERSON P.A.	156354	GENERAL CITY ADMIN	03/31/23	13,900.80	.00	
Total 10-44-150-310.0 ATTORNEY - CIVIL NON-REIMB:				13,900.80	.00	
10-44-150-420.0 TRAVEL AND MEETINGS						
TREASURE VALLEY COFFEE INC.	2160:09087373	COFFEE, TEA, CRM, SUGAR	04/17/23	206.63	.00	
Total 10-44-150-420.0 TRAVEL AND MEETINGS:				206.63	.00	
10-44-150-450.0 CLEANING AND CUSTODIAL						
ALSCO	LBOI2066284	10 MATS	03/14/23	93.10	.00	
ALSCO	LBOI2068062	10 MATS	03/21/23	93.10	.00	
ALSCO	LBOI2071606	10 MATS	04/04/23	93.10	.00	
ALSCO	LBOI2073469	10 MATS	04/11/23	93.10	.00	
Total 10-44-150-450.0 CLEANING AND CUSTODIAL:				372.40	.00	
10-44-150-490.0 HEAT, LIGHTS, AND UTILITIES						
MCCALL, CITY OF	0423-182601	WATER	04/12/23	211.01	.00	
Total 10-44-150-490.0 HEAT, LIGHTS, AND UTILITIES:				211.01	.00	
10-44-150-490.2 WF HOUSING - TOASTER HOUSE						
MCCALL, CITY OF	0423-166031	WATER	04/12/23	51.59	.00	
IDAHO POWER	0423-2208167235	ENERGY CHARGE PER KWH	04/14/23	79.36	.00	
Total 10-44-150-490.2 WF HOUSING - TOASTER HOUSE:				130.95	.00	
10-44-150-500.0 RENTAL - OFFICE EQUIPMENT						
U.S. BANK EQUIPMENT FINANCE	499309532	CITY HALL XEROX COPIER - SN 6TB45	04/16/23	247.39	.00	
Total 10-44-150-500.0 RENTAL - OFFICE EQUIPMENT:				247.39	.00	

Vendor Name	Invoice Number	Description	Invoice Date	Net Invoice Amount	Amount Paid	Date Paid
10-44-150-500.1 RENTAL - EQUIPMENT MAINTENANCE						
BOISE OFFICE EQUIPMENT	IN3397672	XEROX XPHASER3330 OVERAGE CHA	04/17/23	20.18	.00	
Total 10-44-150-500.1 RENTAL - EQUIPMENT MAINTENANCE:				20.18	.00	
10-44-150-570.0 REPAIRS - BUILDING AND GROUNDS						
A-1 HEATING & AIR	538192	SERVICE CALL - THERMOSTATES	04/06/23	109.00	.00	
Total 10-44-150-570.0 REPAIRS - BUILDING AND GROUNDS:				109.00	.00	
Total ADMINISTRATIVE COSTS:				15,408.59	.00	
FINANCE						
10-45-150-440.0 PROFESSIONAL DEVELOPMENT						
HAGEN, JODIE	20230406	LASERFICHE CONFERENCE	04/06/23	126.42	.00	
Total 10-45-150-440.0 PROFESSIONAL DEVELOPMENT:				126.42	.00	
Total FINANCE:				126.42	.00	
CITY CLERK						
10-46-150-210.0 DEPARTMENT SUPPLIES						
OFFICE SAVERS ONLINE	20230413	DRY ERASE MARKERS, LABELS	04/13/23	32.43	.00	
Total 10-46-150-210.0 DEPARTMENT SUPPLIES:				32.43	.00	
10-46-150-400.0 ADVERTISING/LEGAL PUBLICATIONS						
COLUMN SOFTWARE PBC	7882DEC2-0012	McCall SUMMARY ORD 1015	04/04/23	73.57	.00	
STAR NEWS, THE	951900	CITY OF MCCALL AUCTION	03/23/23	96.00	.00	
STAR NEWS, THE	951900	CITY OF MCCALL AUCTION	03/23/23	96.00	.00	
Total 10-46-150-400.0 ADVERTISING/LEGAL PUBLICATIONS:				265.57	.00	
Total CITY CLERK:				298.00	.00	
LOCAL OPTION TAX DEPARTMENT						
10-47-150-640.0 DIRECT COSTS						
STAR NEWS, THE	952050	MCCALL LOT	03/23/23	108.00	.00	
STAR NEWS, THE	952050	MCCALL LOT	03/23/23	108.00	.00	
Total 10-47-150-640.0 DIRECT COSTS:				216.00	.00	
10-47-150-642.0 PRIOR YEAR LOT - CF						
NET PROPHET LLC	456518	DEED RESTRICTION COVENANT - RUN	04/19/23	10,000.00	.00	
Total 10-47-150-642.0 PRIOR YEAR LOT - CF:				10,000.00	.00	
Total LOCAL OPTION TAX DEPARTMENT:				10,216.00	.00	
COMMUNITY DEVELOPMENT						
10-48-150-250.0 MOTOR FUELS AND LUBRICANTS						
CHEVRON TEXACO	88400243-CD	FUEL	04/06/23	84.45	.00	
Total 10-48-150-250.0 MOTOR FUELS AND LUBRICANTS:				84.45	.00	
10-48-150-370.0 PLAN CHECK SERVICES						
NORTHWEST CODE PROFESSIONALS	4503	Plan Review Services for 529 Lenora St	04/05/23	2,452.56	.00	

Vendor Name	Invoice Number	Description	Invoice Date	Net Invoice Amount	Amount Paid	Date Paid
Total 10-48-150-370.0 PLAN CHECK SERVICES:				2,452.56	.00	
10-48-150-400.0 ADVERTISING/LEGAL PUBLICATIONS						
COLUMN SOFTWARE PBC	7882DEC2-0008	VALLEY BOCC	03/14/23	42.64	.00	
COLUMN SOFTWARE PBC	7882DEC2-0014	McCall P&Z April 11 - 1015970	04/11/23	178.90	.00	
COLUMN SOFTWARE PBC	7882DEC2-0015	McCall COUNCILHEARING MAY 11	04/18/23	47.65	.00	
Total 10-48-150-400.0 ADVERTISING/LEGAL PUBLICATIONS:				269.19	.00	
10-48-150-440.0 PROFESSIONAL DEVELOPMENT						
IDAHO ASSOC OF BLDG OFFICIALS	00673	IDABO BLDG PROF EDU INST - POWEL	01/17/23	225.00	.00	
Total 10-48-150-440.0 PROFESSIONAL DEVELOPMENT:				225.00	.00	
Total COMMUNITY DEVELOPMENT:				3,031.20	.00	
POLICE DEPARTMENT						
10-50-100-156.0 CLOTHING/UNIFORMS						
SUN BADGE COMPANY	412638	Badges for Class A uniform hats.	03/31/23	1,197.19	.00	
UNIFORMS2GEAR INC.	INV/2023/04/0168	CLASS A COAT - WANN	04/05/23	207.35	.00	
Total 10-50-100-156.0 CLOTHING/UNIFORMS:				1,404.54	.00	
10-50-150-250.0 MOTOR FUELS AND LUBRICANTS						
CHEVRON TEXACO	88399207-PD	FUEL	04/06/23	3,289.44	.00	
Total 10-50-150-250.0 MOTOR FUELS AND LUBRICANTS:				3,289.44	.00	
10-50-150-260.0 POSTAGE						
UNITED PARCEL SERVICE	8459E3143	SHIPPING	04/08/23	16.56	.00	
Total 10-50-150-260.0 POSTAGE:				16.56	.00	
10-50-150-300.0 PROFESSIONAL SERVICES						
IDAHO STATE POLICE	20230327	MORRIS TAXI LICENSE	03/27/23	33.25	.00	
Total 10-50-150-300.0 PROFESSIONAL SERVICES:				33.25	.00	
10-50-150-440.0 PROFESSIONAL DEVELOPMENT						
MOHR, MEGAN	20230406	LASERFICHE CONFERENCE - MEGAN	04/06/23	149.34	.00	
Total 10-50-150-440.0 PROFESSIONAL DEVELOPMENT:				149.34	.00	
10-50-150-450.0 CLEANING AND CUSTODIAL						
BLUE RIBBON LINEN SUPPLY INC.	445429	3 MATS, 3 FLOOR CARE	03/31/23	25.00	.00	
Total 10-50-150-450.0 CLEANING AND CUSTODIAL:				25.00	.00	
10-50-150-570.0 REPAIRS - BUILDING AND GROUNDS						
BUILDERS FIRSTSOURCE INC.	64698621	OSB & SCREWS FOR EVIDENCE ROOM	04/06/23	27.17	.00	
Total 10-50-150-570.0 REPAIRS - BUILDING AND GROUNDS:				27.17	.00	
Total POLICE DEPARTMENT:				4,945.30	.00	

GRANT EXPENSES

Vendor Name	Invoice Number	Description	Invoice Date	Net Invoice Amount	Amount Paid	Date Paid
10-60-250-725.0 SLFRF - Federal						
CRESTLINE ENGINEERS INC.	3652	This is for PO 7761 to reflect the remainin	04/05/23	1,407.50	.00	
Total 10-60-250-725.0 SLFRF - Federal:				1,407.50	.00	
Total GRANT EXPENSES:				1,407.50	.00	
CAPITAL IMPROVEMENT PLAN						
10-70-600-710.0 GENERAL FUND CIP						
ERS EMERGENCY RESPONDER SER	23-071 ID	Installation and enforcement equipment fo	03/29/23	26,000.00-	26,000.00-	04/13/2023
ERS EMERGENCY RESPONDER SER	23-071 ID	Installation and enforcement equipment fo	03/29/23	12,063.26	12,063.26	04/13/2023
Total 10-70-600-710.0 GENERAL FUND CIP:				13,936.74-	13,936.74-	
10-70-750-997.0 FRANCHISE FEES - CONTINGENCY						
CRESTLINE ENGINEERS INC.	3665	This REQ. is to increase the budget of PO	04/05/23	55.00	.00	
Total 10-70-750-997.0 FRANCHISE FEES - CONTINGENCY:				55.00	.00	
Total CAPITAL IMPROVEMENT PLAN:				13,881.74-	13,936.74-	
Total GENERAL FUND:				38,654.83	13,936.74-	
PUBLIC WORKS & STREETS FUND						
PUBLIC WORKS & STREETS						
24-55-100-153.0 PHYSICAL EXAMS						
WIENHOFF DRUG TESTING	112886	PRE-EMPLOYMENT	04/05/23	100.00	.00	
Total 24-55-100-153.0 PHYSICAL EXAMS:				100.00	.00	
24-55-100-156.0 CLOTHING/UNIFORMS						
BROWN, JOHNNY	20230415	WORK BOOTS - BROWN	04/15/23	243.79	.00	
Total 24-55-100-156.0 CLOTHING/UNIFORMS:				243.79	.00	
24-55-150-210.0 DEPARTMENT SUPPLIES						
GEM STATE PAPER & SUPPLY	3072568	TOWEL, PAPER PLATES, ROLL TOWEL	04/13/23	196.45	.00	
Total 24-55-150-210.0 DEPARTMENT SUPPLIES:				196.45	.00	
24-55-150-211.0 MECHANIC SHOP SUPPLIES						
ALSCO	LBOI2073460	SHOP TOWELS, COVERALLS	04/11/23	79.42	.00	
JERRY'S AUTO PARTS	330175	AIR FILTER	04/07/23	16.00	.00	
JERRY'S AUTO PARTS	330689	WASHER NOZZLE	04/11/23	14.33	.00	
JERRY'S AUTO PARTS	330704	WASHER NOZZLE	04/11/23	13.67	.00	
LAWSON PRODUCTS INC.	9310495890	AIR COUPLER	04/05/23	181.02	.00	
LAWSON PRODUCTS INC.	9310511318	DUST CAP, SOCKET, PLUG	04/11/23	195.00	.00	
LAWSON PRODUCTS INC.	9310511319	PANEL LOCKWASHER, PANEL NUT, DU	04/11/23	216.68	.00	
STERLING BATTERY CO.	G78515	A65AA, EN92	04/10/23	156.47	.00	
GRAINGER	813274479	SERRATED JAW INSERT SET	04/06/23	86.41	.00	
Total 24-55-150-211.0 MECHANIC SHOP SUPPLIES:				959.00	.00	
24-55-150-250.0 MOTOR FUELS AND LUBRICANTS						
A & I DISTRIBUTORS	3916521	55GAL DEFF	03/31/23	232.31	.00	
CHEVRON TEXACO	88398077-PW	FUEL	04/06/23	15,910.22	.00	
TATES RENTS INC	1708639-7	LP GAS	04/03/23	47.08	.00	
TATES RENTS INC	1709415-7	LP GAS	04/05/23	46.28	.00	

Vendor Name	Invoice Number	Description	Invoice Date	Net Invoice Amount	Amount Paid	Date Paid
TATES RENTS INC	1712333-7	LP GAS	04/12/23	32.32	.00	
Total 24-55-150-250.0 MOTOR FUELS AND LUBRICANTS:				16,268.21	.00	
24-55-150-420.0 TRAVEL AND MEETINGS						
WEAVER, JODI	20230413	PW DEPARTMENT TOUR	04/13/23	34.62	.00	
Total 24-55-150-420.0 TRAVEL AND MEETINGS:				34.62	.00	
24-55-150-440.0 PROFESSIONAL DEVELOPMENT						
LHTAC	T203212023BM	LHTAC road scholar & road master classe	03/23/23	140.00	.00	
Total 24-55-150-440.0 PROFESSIONAL DEVELOPMENT:				140.00	.00	
24-55-150-450.0 CLEANING AND CUSTODIAL						
ALSCO	LBOI2073460	4 MATS	04/11/23	27.29	.00	
Total 24-55-150-450.0 CLEANING AND CUSTODIAL:				27.29	.00	
24-55-150-490.0 HEAT, LIGHTS, AND UTILITIES						
MCCALL, CITY OF	0423-183351	WATER	04/12/23	53.14	.00	
Total 24-55-150-490.0 HEAT, LIGHTS, AND UTILITIES:				53.14	.00	
24-55-150-500.0 RENTAL - OFFICE EQUIPMENT						
U.S. BANK EQUIPMENT FINANCE	499309532	PUBLIC WORKS XEROX COPIER - SN 8	04/16/23	163.69	.00	
Total 24-55-150-500.0 RENTAL - OFFICE EQUIPMENT:				163.69	.00	
24-55-150-547.0 SIGNS & POSTS						
FRANKLIN BUILDING SUPPLY	8139615	TREATED FIR	04/17/23	123.22	.00	
Total 24-55-150-547.0 SIGNS & POSTS:				123.22	.00	
24-55-150-580.0 REPAIRS - AUTOMOTIVE EQUIPMENT						
JERRY'S AUTO PARTS	331113	TRAILER CABLE	04/14/23	42.12	.00	
JERRY'S AUTO PARTS	331688	WIPER BLADE	04/18/23	6.93	.00	
WESTERN STATES EQUIPMENT CO.	IN002094254	Snow gate repair; billing discrepancy since	07/18/22	4,537.13	.00	
Total 24-55-150-580.0 REPAIRS - AUTOMOTIVE EQUIPMENT:				4,586.18	.00	
Total PUBLIC WORKS & STREETS:				22,895.59	.00	
Total PUBLIC WORKS & STREETS FUND:				22,895.59	.00	
LIBRARY FUND						
LIBRARY DEPARTMENT						
25-57-100-156.0 CLOTHING/UNIFORMS						
RUSTIC ROAD SHIRT SHOP	2023-0413	SHIRT	04/13/23	12.50	.00	
Total 25-57-100-156.0 CLOTHING/UNIFORMS:				12.50	.00	
25-57-150-210.0 DEPARTMENT SUPPLIES						
AMAZON CAPITAL SERVICES INC	1FQK-W6QP-3M9M	DEPT SUPPLIES	04/18/23	27.92	.00	
Total 25-57-150-210.0 DEPARTMENT SUPPLIES:				27.92	.00	

Vendor Name	Invoice Number	Description	Invoice Date	Net Invoice Amount	Amount Paid	Date Paid
25-57-150-430.0 DUES AND SUBSCRIPTIONS						
OVERDRIVE INC.	H-0094241	IDAHO DIGITAL CONSORTIUM MAINT. F	04/01/23	600.00	.00	
OVERDRIVE INC.	H-0094241	PARTICIPATION MAINTENANCE FEE	04/01/23	300.00	.00	
Total 25-57-150-430.0 DUES AND SUBSCRIPTIONS:				900.00	.00	
25-57-150-435.0 BOOKS/PUBLICATIONS/SUBSCRIPTS						
AMAZON.COM	0096542	BOOK CREDIT	01/16/23	41.93-	.00	
AMAZON.COM	ZBBI MY	BOOK	12/04/22	47.70	.00	
AMAZON CAPITAL SERVICES INC	11GM-X4CC-3NTN	BOOKS	04/18/23	138.57	.00	
BAKER & TAYLOR BOOKS	2037431381	BOOKS	04/04/23	197.39	.00	
GALE/CENGAGE LEARNING INC	80938514	BOOKS	03/23/23	50.03	.00	
GALE/CENGAGE LEARNING INC	80938579	BOOK	03/23/23	22.09	.00	
Total 25-57-150-435.0 BOOKS/PUBLICATIONS/SUBSCRIPTS:				413.85	.00	
25-57-150-461.0 CABLEONE INTERNET SERVICES						
SPARKLIGHT	20230408	INTERNET - ACCT # 112663760 APRIL	04/08/23	120.71	.00	
Total 25-57-150-461.0 CABLEONE INTERNET SERVICES:				120.71	.00	
25-57-150-462.0 AUDIO VISUAL MATERIALS						
AMAZON CAPITAL SERVICES INC	1G7T-PJWM-3YRQ	AUDIO VISUAL MATERIALS	04/04/23	205.41	.00	
AMAZON CAPITAL SERVICES INC	1K9H-1WKP-3R61	AUDIO VISUAL MATERIALS	04/04/23	41.90	.00	
Total 25-57-150-462.0 AUDIO VISUAL MATERIALS:				247.31	.00	
25-57-150-462.1 VIDEO CIRCUIT LIBRARY						
AMAZON CAPITAL SERVICES INC	1N3W-6Q9C-3MY7	VIDEO CIRCUIT LIBRARY	04/18/23	4.91-	.00	
Total 25-57-150-462.1 VIDEO CIRCUIT LIBRARY:				4.91-	.00	
25-57-150-463.0 FILM SOCIETY PROGRAM						
STAR NEWS, THE	952020	MCCALL FILM SOCIETY	03/23/23	108.00	.00	
Total 25-57-150-463.0 FILM SOCIETY PROGRAM:				108.00	.00	
25-57-150-465.0 CHILDREN'S BOOKS						
BAKER & TAYLOR BOOKS	2037447372	CHILDREN'S BOOKS	04/10/23	70.83	.00	
Total 25-57-150-465.0 CHILDREN'S BOOKS:				70.83	.00	
25-57-150-469.0 PROGRAMMING SUPPLIES						
RIDLEY'S FAMILY MARKETS	00404881427-463	POETRY WALK	04/04/23	6.36	.00	
Total 25-57-150-469.0 PROGRAMMING SUPPLIES:				6.36	.00	
25-57-150-490.0 HEAT, LIGHTS, AND UTILITIES						
ED STAUB & SONS PETROLEUM INC	9026385	PROPANE	04/04/23	339.05	.00	
MCCALL, CITY OF	0423-182652	WATER	04/12/23	104.62	.00	
Total 25-57-150-490.0 HEAT, LIGHTS, AND UTILITIES:				443.67	.00	
25-57-150-500.0 RENTAL - OFFICE EQUIPMENT						
U.S. BANK EQUIPMENT FINANCE	499309532	LIBRARY XEROX COPIER - SN 8TB6545	04/16/23	170.41	.00	
Total 25-57-150-500.0 RENTAL - OFFICE EQUIPMENT:				170.41	.00	

Vendor Name	Invoice Number	Description	Invoice Date	Net Invoice Amount	Amount Paid	Date Paid
Total LIBRARY DEPARTMENT:				2,516.65	.00	
Total LIBRARY FUND:				2,516.65	.00	
RECREATION FUND						
RECREATION - PROGRAMS						
28-58-150-210.0 DEPARTMENT SUPPLIES						
RIDLEY'S FAMILY MARKETS	00203881025-463	NO SCHOOL FUN DAYS	03/30/23	37.60	.00	
Total 28-58-150-210.0 DEPARTMENT SUPPLIES:				37.60	.00	
28-58-150-250.0 MOTOR FUELS AND LUBRICANTS						
CHEVRON TEXACO	883999959-PR	FUEL	04/06/23	145.06	.00	
Total 28-58-150-250.0 MOTOR FUELS AND LUBRICANTS:				145.06	.00	
28-58-150-400.0 ADVERTISING/LEGAL PUBLICATIONS						
STAR NEWS, THE	905140	MCCALL REC TIKI TORCH	02/02/23	144.00	.00	
Total 28-58-150-400.0 ADVERTISING/LEGAL PUBLICATIONS:				144.00	.00	
28-58-150-580.0 REPAIRS - AUTOMOTIVE EQUIPMENT						
PRECISION DETAIL INC.	13708	CLEANING AND PREP FOR WRAP REM	04/14/23	290.00	.00	
Total 28-58-150-580.0 REPAIRS - AUTOMOTIVE EQUIPMENT:				290.00	.00	
Total RECREATION - PROGRAMS:				616.66	.00	
RECREATION - PARKS						
28-59-150-210.0 DEPARTMENT SUPPLIES						
BUILDERS FIRSTSOURCE INC.	87091059	UTILITY KNIFE	04/10/23	12.99	.00	
LAWSON PRODUCTS INC.	9310503638	WASHERS	04/07/23	32.22	.00	
MAY HARDWARE INC.	65009	HITCHPIN, FERRULES/STOPS	02/24/23	11.32	.00	
MAY HARDWARE INC.	67726	HOLE DOZER, ARBOR	04/10/23	47.67	.00	
MAY HARDWARE INC.	67895	DRYWALL SQUARE	04/12/23	17.99	.00	
MAY HARDWARE INC.	68228	LEAF BLOWER	04/17/23	154.00	.00	
MAY HARDWARE INC.	68256	DRIVER BIT	04/17/23	6.29	.00	
MAY HARDWARE INC.	68317	HOLE DOZER, COUPLING, CHANNELL	04/18/23	131.88	.00	
TATES RENTS INC	1710439-7	LP GAS	04/07/23	32.32	.00	
Total 28-59-150-210.0 DEPARTMENT SUPPLIES:				446.68	.00	
28-59-150-211.0 BATHROOM SUPPLIES						
ALSCO	LBOI2064459	6 MATS	03/07/23	39.69	.00	
ALSCO	LBOI2068059	6 MATS	03/21/23	39.69	.00	
ALSCO	LBOI2069810	6 MATS	03/28/23	39.69	.00	
GEM STATE PAPER & SUPPLY	3072349	2 WIPER ROLL	04/13/23	87.15	.00	
Total 28-59-150-211.0 BATHROOM SUPPLIES:				206.22	.00	
28-59-150-222.1 NOXIOUS WEED PROGRAM						
LAWSON PRODUCTS INC.	9310491946	20 GAL POLY DRUMS	04/04/23	92.60	.00	
LAWSON PRODUCTS INC.	9310503637	REFILL KIT HAZMAT	04/07/23	122.73	.00	
LAWSON PRODUCTS INC.	9310503638	GLOVES	04/07/23	168.96	.00	
Total 28-59-150-222.1 NOXIOUS WEED PROGRAM:				384.29	.00	

Vendor Name	Invoice Number	Description	Invoice Date	Net Invoice Amount	Amount Paid	Date Paid
28-59-150-226.0 IRRIGATION-CTRL ID HIST MUSEUM						
MCCALL, CITY OF	0423-152751	WATER	04/12/23	25.80	.00	
MCCALL, CITY OF	0423-152931	WATER	04/12/23	103.18	.00	
Total 28-59-150-226.0 IRRIGATION-CTRL ID HIST MUSEUM:				128.98	.00	
28-59-150-240.0 MINOR EQUIPMENT						
BUILDERS FIRSTSOURCE INC.	87061291	2 GAL ELEC AIR COMPRESSOR	04/03/23	278.99	.00	
SILVER CREEK SUPPLY LLC	9680128-001	1" hose reel mounted on trailer. This will b	04/11/23	1,830.00	.00	
Total 28-59-150-240.0 MINOR EQUIPMENT:				2,108.99	.00	
28-59-150-250.0 MOTOR FUELS AND LUBRICANTS						
CHEVRON TEXACO	883999959-PR	FUEL	04/06/23	2,573.39	.00	
Total 28-59-150-250.0 MOTOR FUELS AND LUBRICANTS:				2,573.39	.00	
28-59-150-400.0 ADVERTISING/LEGAL PUBLICATIONS						
STAR NEWS, THE	910730	BOAT RAMP PARKS AD	03/16/23	180.00	.00	
Total 28-59-150-400.0 ADVERTISING/LEGAL PUBLICATIONS:				180.00	.00	
28-59-150-440.0 PROFESSIONAL DEVELOPMENT						
TURF EQUIPMENT & IRRIGATION	764093-00	VENTRAC SCHOOL - SCOTT	04/10/23	50.00	.00	
Total 28-59-150-440.0 PROFESSIONAL DEVELOPMENT:				50.00	.00	
28-59-150-490.0 HEAT, LIGHTS, AND UTILITIES						
MCCALL, CITY OF	0423-100461	WATER	04/12/23	103.18	.00	
MCCALL, CITY OF	0423-156201	WATER	04/12/23	675.32	.00	
MCCALL, CITY OF	0423-218691	WATER	04/12/23	3,096.95	.00	
Total 28-59-150-490.0 HEAT, LIGHTS, AND UTILITIES:				3,875.45	.00	
28-59-150-570.0 REPAIRS - BUILDING AND GROUNDS						
BUILDERS FIRSTSOURCE INC.	87090821	ROTARY TILE & GROUT	04/10/23	700.04	.00	
BUILDERS FIRSTSOURCE INC.	87101235	ROTARY TILE & GROUT	04/12/23	41.99	.00	
BUILDERS FIRSTSOURCE INC.	87108274	BUCKET, THINSET	04/13/23	41.67	.00	
BUILDERS FIRSTSOURCE INC.	87115919	JHARDIE HARDIEBKR	04/14/23	40.38	.00	
BUILDERS FIRSTSOURCE INC.	87115978	JHARDIE HARDIEBKR	04/14/23	20.19	.00	
BUILDERS FIRSTSOURCE INC.	90574576	ROTARY TILE & GROUT	04/12/23	59.49	.00	
FARWEST STEEL CORPORATION	1979799	cable fence posts for Brown Park, miscella	04/06/23	3,554.50	.00	
FRANKLIN BUILDING SUPPLY	1597998	building materials for rotary park restroom	03/07/23	260.96	.00	
FRANKLIN BUILDING SUPPLY	1612802	building materials for rotary park restroom	03/29/23	268.51	.00	
FRANKLIN BUILDING SUPPLY	1613827	building materials for rotary park restroom	03/30/23	1,460.46	.00	
MAY HARDWARE INC.	67404	FAUCET, KWIKSEAL, UNION	04/04/23	98.52	.00	
MAY HARDWARE INC.	67980	FASTENERS	04/13/23	89.99	.00	
FERGUSON ENTERPRISES #3007	1415388	LEGACY PARK RESTROOM	04/04/23	375.21	.00	
Total 28-59-150-570.0 REPAIRS - BUILDING AND GROUNDS:				6,892.93	.00	
28-59-150-580.0 REPAIRS - AUTOMOTIVE EQUIPMENT						
JERRY'S AUTO PARTS	329976	OIL FILTER	04/06/23	5.33	.00	
Total 28-59-150-580.0 REPAIRS - AUTOMOTIVE EQUIPMENT:				5.33	.00	
28-59-150-590.0 REPAIRS - OTHER EQUIPMENT						
HIGH DESERT BOBCAT dba	P06516	ORING, SEAL	04/04/23	191.18	.00	

Vendor Name	Invoice Number	Description	Invoice Date	Net Invoice Amount	Amount Paid	Date Paid
TURF EQUIPMENT & IRRIGATION	764048-01	Ventrac parts (cutting edges, shoes, cente	04/04/23	586.29	.00	
TURF EQUIPMENT & IRRIGATION	764048-02	Ventrac parts (cutting edges, shoes, cente	04/07/23	314.69	.00	
TURF EQUIPMENT & IRRIGATION	764074-00	HOSE HTR VENTRAC	04/07/23	166.65	.00	
Total 28-59-150-590.0 REPAIRS - OTHER EQUIPMENT:				1,258.81	.00	
Total RECREATION - PARKS:				18,111.07	.00	
GRANT EXPENSES						
28-60-250-674.0 IDPR GRANT MATCH						
FARWEST STEEL CORPORATION	1979799	Steel for hand rail at the boat ramp	04/06/23	2,250.64	.00	
FARWEST STEEL CORPORATION	1979801	Steel for hand rail at the boat ramp	04/06/23	341.67	.00	
Total 28-60-250-674.0 IDPR GRANT MATCH:				2,592.31	.00	
28-60-250-677.0 IDPR WATERWAYS IMPROVEMENT FUN						
BROK GOUL CONSTRUCTION	DOCK EXPANSION	Public Boat Ramp Dock Expansion Project	04/18/23	38,643.15	.00	
BROK GOUL CONSTRUCTION	PIER CONSTRUCTI	2023 Public Pier Construction Boat Ramp	04/18/23	60,749.65	.00	
Total 28-60-250-677.0 IDPR WATERWAYS IMPROVEMENT FUN:				99,392.80	.00	
Total GRANT EXPENSES:				101,985.11	.00	
Total RECREATION FUND:				120,712.84	.00	
AIRPORT FUND						
AIRPORT DEPARTMENT						
29-56-150-250.0 MOTOR FUELS AND LUBRICANTS						
CHEVRON TEXACO	88398034-A	FUEL	04/06/23	84.22	.00	
Total 29-56-150-250.0 MOTOR FUELS AND LUBRICANTS:				84.22	.00	
29-56-150-490.0 HEAT, LIGHTS, AND UTILITIES						
MCCALL, CITY OF	0423-125601	WATER	04/12/23	51.59	.00	
MCCALL, CITY OF	0423-125631	WATER	04/12/23	110.93	.00	
MCCALL, CITY OF	0423-131601	WATER	04/12/23	103.79	.00	
Total 29-56-150-490.0 HEAT, LIGHTS, AND UTILITIES:				266.31	.00	
29-56-150-590.0 REPAIRS - AIRPORT EQUIPMENT						
JERRY'S AUTO PARTS	329778	BRK FLUID, AAA BATTERY	04/04/23	29.01	.00	
Total 29-56-150-590.0 REPAIRS - AIRPORT EQUIPMENT:				29.01	.00	
Total AIRPORT DEPARTMENT:				379.54	.00	
Total AIRPORT FUND:				379.54	.00	
LOCAL OPTION TAX FUND						
LOCAL OPTION TAX DEPARTMENT						
31-49-200-998.0 RESERVED - FUTURE PROJECTS						
CRESTLINE ENGINEERS INC.	3665	This REQ. is to increase the budget of PO	04/05/23	110.00	.00	
Total 31-49-200-998.0 RESERVED - FUTURE PROJECTS:				110.00	.00	
Total LOCAL OPTION TAX DEPARTMENT:				110.00	.00	

Vendor Name	Invoice Number	Description	Invoice Date	Net Invoice Amount	Amount Paid	Date Paid
31-60-250-110.0 STP RURAL GRANT						
FORSGREN ASSOCIATES INC	223058	02-19-0176 MISSION ST, SOUTH CITY LI	02/25/23	726.90	.00	
Total 31-60-250-110.0 STP RURAL GRANT:				726.90	.00	
31-60-250-111.0 STP RURAL GRANT - CITY MATCH						
FORSGREN ASSOCIATES INC	223058	02-19-0176 MISSION ST, SOUTH CITY LI	02/25/23	57.58	.00	
Total 31-60-250-111.0 STP RURAL GRANT - CITY MATCH:				57.58	.00	
Total :				784.48	.00	
Total LOCAL OPTION TAX FUND:				894.48	.00	
LIBRARY CONSTRUCTION FUND						
LIBRARY CONSTR. FUND DEPART.						
32-40-200-701.0 LIBRARY CONSTRUCTION COSTS						
CM COMPANY INC	1915-00009	MCCALL PUBLIC LIBRARY	03/31/23	35,873.90	.00	
RATIO ARCHITECTS LLC	19704.000 - 33847	19704.000 - MCCALL LIBRARY	03/31/23	7,939.50	.00	
Total 32-40-200-701.0 LIBRARY CONSTRUCTION COSTS:				43,813.40	.00	
Total LIBRARY CONSTR. FUND DEPART.:				43,813.40	.00	
Total LIBRARY CONSTRUCTION FUND:				43,813.40	.00	
GOLF FUND						
GOLF PRO SHOP DEPARTMENT						
54-84-150-210.0 DEPARTMENT SUPPLIES						
CALLAWAY GOLF SALES CO	936257124	Range balls for 2023	04/03/23	12,750.00	.00	
Total 54-84-150-210.0 DEPARTMENT SUPPLIES:				12,750.00	.00	
54-84-150-211.0 PRO SHOP MERCHANDISE						
ACUSHNET COMPANY	915330598	3% DISCOUNT PAID BY 5/30/2023	03/31/23	63.11-	63.11-	04/13/2023
ACUSHNET COMPANY	915434321	Footjoy Socks order 3021589336	04/11/23	537.70	.00	
ACUSHNET COMPANY	915434428	4-15 Titleist Ball order	04/11/23	3,589.71	.00	
ACUSHNET COMPANY	915434429	4-15 Titleist Bag order 2% DISCOUNT	04/11/23	637.00	.00	
ACUSHNET COMPANY	915448494	4-15 Titleist Ball order	04/12/23	7,499.46	.00	
ACUSHNET COMPANY	915448495	4-15 Titleist Vokey Wedge order	04/12/23	3,150.00	.00	
ACUSHNET COMPANY	915448495	5-5 Titleist Scotty Cameron putter order	04/12/23	2,870.21	.00	
ACUSHNET COMPANY	915448496	4-15 Titleist Stock club order	04/12/23	153.06	.00	
ACUSHNET COMPANY	915462780	Footjoy spring shoes 3021589335	04/13/23	495.57	.00	
CRIQUET APPAREL INC	4686	Criquet Spring order 2023	04/11/23	2,587.41	.00	
CALLAWAY GOLF SALES CO	936257125	Callaway golf spring order	04/03/23	234.54	.00	
CALLAWAY GOLF SALES CO	936281088	Callaway golf spring order	04/05/23	205.50	.00	
CALLAWAY GOLF SALES CO	936320431	Callaway golf spring order	04/12/23	195.18	.00	
DUNNING HOLDINGS LLC	81067054	Dunning men's shorts	03/31/23	1,082.26	.00	
JC GOLF ACCESSORIES	SI-187226	Jc Golf Accessories spring order	04/10/23	1,205.09	.00	
LEVELWEAR INC	420060-S1	levelwear 2023 spring ladies layering piec	03/27/23	3,161.25	.00	
LEVELWEAR INC	423642-S1	Levelwear 2023 spring ladies casuals	04/11/23	905.49	.00	
LEVELWEAR INC	423643-S1	Levelwear 2023 Spring men's Casuals	04/11/23	1,225.95	.00	
LEVELWEAR INC	423644-S1	Levelwear 2023 Spring men's Casuals	04/11/23	1,184.79	.00	
STRAIGHT DOWN ENTERPRISES INC	INV0049149	MEN'S POLOS	04/14/23	259.75	.00	
SEAMUS GOLF INC	12423	HIP FLASK, ENGRAVING	04/12/23	178.42	.00	
VISTA OUTDOOR SALES LLC	855670	2023 Bushnell spring order	03/27/23	1,050.92	.00	

Vendor Name	Invoice Number	Description	Invoice Date	Net Invoice Amount	Amount Paid	Date Paid
Total 54-84-150-211.0 PRO SHOP MERCHANDISE:				32,346.15	63.11-	
54-84-150-490.0 HEAT, LIGHTS, AND UTILITIES						
MCCALL, CITY OF	0423-176501	WATER	04/12/23	326.59	.00	
IDAHO POWER	0423-2206866341	ENERGY CHARGE PER KWH	04/14/23	1,146.77	.00	
Total 54-84-150-490.0 HEAT, LIGHTS, AND UTILITIES:				1,473.36	.00	
Total GOLF PRO SHOP DEPARTMENT:				46,569.51	63.11-	
GOLF OPERATIONS DEPARTMENT						
54-85-150-210.0 DEPARTMENT SUPPLIES						
ALSCO	LBOI2073463	SHOP TOWELS, LAUNDRY BAG, COVE	04/11/23	54.19	.00	
MAY HARDWARE INC.	67824	SAW BLADE	04/11/23	35.09	.00	
NORCO INC.	37377612	CYLINDER RENTAL	03/31/23	26.35	.00	
NORCO INC.	37463093	CARBON DIOXIDE/ARGON	04/11/23	40.81	.00	
TURF EQUIPMENT & IRRIGATION	3011872-00	Standard/Par Aide early order for 2023 se	03/22/23	1,326.15	.00	
Total 54-85-150-210.0 DEPARTMENT SUPPLIES:				1,482.59	.00	
54-85-150-440.0 PROFESSIONAL DEVELOPMENT						
BEST WESTERN VISTA INN	423141	TORO SCHOOL - TED	03/26/23	109.99	.00	
BEST WESTERN VISTA INN	423142	TORO SCHOOL - TED	03/30/23	109.99	.00	
TURF EQUIPMENT & IRRIGATION	764089-00	VENTRAC SCHOOL - TED	04/07/23	50.00	.00	
Total 54-85-150-440.0 PROFESSIONAL DEVELOPMENT:				269.98	.00	
54-85-150-490.0 HEAT, LIGHTS, AND UTILITIES						
ED STAUB & SONS PETROLEUM INC	9026395	PROPANE	04/04/23	178.83	.00	
ED STAUB & SONS PETROLEUM INC	9079840	METAL SHED PROPANE	04/13/23	347.74	.00	
MCCALL, CITY OF	0423-176451	WATER	04/12/23	53.14	.00	
Total 54-85-150-490.0 HEAT, LIGHTS, AND UTILITIES:				579.71	.00	
54-85-150-500.0 RENTAL - OFFICE EQUIPMENT						
XEROX FINANCIAL SERVICES	3815419	C605 LEASE PAYMENT	02/11/23	131.94	.00	
Total 54-85-150-500.0 RENTAL - OFFICE EQUIPMENT:				131.94	.00	
54-85-150-570.0 REPAIRS - BUILDING AND GROUNDS						
A-1 HEATING & AIR	537954	SERVICE METAL SHED HEATER	04/03/23	253.00	.00	
MAY HARDWARE INC.	68236	URETHANE DRIVING RANGE DIVIDERS	04/17/23	62.99	.00	
TATES RENTS INC	1711833-7	FLOOR DISC MACHINE, BUFF	04/11/23	71.68	.00	
Total 54-85-150-570.0 REPAIRS - BUILDING AND GROUNDS:				387.67	.00	
54-85-150-575.0 REPAIRS - CLUBHOUSE						
ROGERS ELECTRIC INC	4984	PLUG AT CART BARN	04/13/23	228.15	.00	
Total 54-85-150-575.0 REPAIRS - CLUBHOUSE:				228.15	.00	
54-85-150-590.0 REPAIRS - OTHER EQUIPMENT						
JERRY'S AUTO PARTS	331480	V-BELT, SILICONE, OIL FILTER, LIP SEA	04/17/23	96.08	.00	
Total 54-85-150-590.0 REPAIRS - OTHER EQUIPMENT:				96.08	.00	

Vendor Name	Invoice Number	Description	Invoice Date	Net Invoice Amount	Amount Paid	Date Paid
54-85-200-704.0 CLUBHOUSE IMPROVEMENTS						
CRESTLINE ENGINEERS INC.	3685	Create bid documents plus handle the bid	04/10/23	2,761.25	.00	
Total 54-85-200-704.0 CLUBHOUSE IMPROVEMENTS:				2,761.25	.00	
Total GOLF OPERATIONS DEPARTMENT:				5,937.37	.00	
Total GOLF FUND:				52,506.88	63.11-	
WATER FUND						
WATER DISTRIBUTION						
60-64-150-200.0 OFFICE SUPPLIES						
ALSCO	LBOI2066278	SHOP TOWELS, DUST MOP, WET MOP,	03/14/23	67.91	.00	
Total 60-64-150-200.0 OFFICE SUPPLIES:				67.91	.00	
60-64-150-210.0 DEPARTMENT SUPPLIES						
GEM STATE PAPER & SUPPLY	3072568	ROLL TOWEL	04/13/23	82.13	.00	
MAY HARDWARE INC.	67972	LONG TAPE, CHLORTAB	04/13/23	39.58	.00	
MAY HARDWARE INC.	68074	BUNGEE CORD, SAFTEY HASP, SURFA	04/14/23	65.63	.00	
MAY HARDWARE INC.	68107	PIPE PEX, MINI LAMP	04/14/23	17.08	.00	
TATES RENTS INC	1708798-7	LP GAS	04/03/23	12.77	.00	
Total 60-64-150-210.0 DEPARTMENT SUPPLIES:				217.19	.00	
60-64-150-250.0 MOTOR FUELS AND LUBRICANTS						
CHEVRON TEXACO	88398114-WT	FUEL	04/06/23	1,605.05	.00	
Total 60-64-150-250.0 MOTOR FUELS AND LUBRICANTS:				1,605.05	.00	
60-64-150-302.0 LABORATORY TESTING						
ANALYTICAL LABORATORIES INC.	2302091	LABORATORY TESTING	03/31/23	826.42	.00	
USABLUEBOOK	312897	ALKALINITY CHEMKEY	03/28/23	107.61	.00	
Total 60-64-150-302.0 LABORATORY TESTING:				934.03	.00	
60-64-150-580.0 REPAIRS - AUTOMOTIVE EQUIPMENT						
LES SCHWAB TIRE CENTERS	12500387662	New tires for Truck #37	03/09/23	1,819.40	.00	
Total 60-64-150-580.0 REPAIRS - AUTOMOTIVE EQUIPMENT:				1,819.40	.00	
60-64-150-590.0 REPAIRS - OTHER EQUIPMENT						
MOUNTAINLAND SUPPLY	S105223557.003	Blanket PO for Distribution System Repair	03/07/23	398.80	.00	
MOUNTAINLAND SUPPLY	S105223557.007	REPAIR CLAMPS	03/08/23	186.60	.00	
FERGUSON ENTERPRISES #3007	1416582	GALV BUSH, 2 GAL 90 ELL	04/03/23	64.46	.00	
Total 60-64-150-590.0 REPAIRS - OTHER EQUIPMENT:				649.86	.00	
Total WATER DISTRIBUTION:				5,293.44	.00	
WATER TREATMENT						
60-65-150-200.0 OFFICE SUPPLIES						
ALSCO	LBOI2069806	SHOP TOWELS, DUST MOP, WET MOP,	03/28/23	67.91	.00	
MAY HARDWARE INC.	67600	COMMAND STRIPS, PICTURE HAND ST	04/07/23	26.23	.00	
RICOH AMERICAS CORP.	5067083055	RICOH MPC2004EX ADDITIONAL IMAG	04/01/23	23.30	.00	
Total 60-65-150-200.0 OFFICE SUPPLIES:				117.44	.00	

Vendor Name	Invoice Number	Description	Invoice Date	Net Invoice Amount	Amount Paid	Date Paid
60-65-150-210.0 DEPARTMENT SUPPLIES						
FRANKLIN BUILDING SUPPLY	1606397	PEGBOARD	03/20/23	37.69	.00	
MAY HARDWARE INC.	66470	INVOICE IS ACTUALLY \$7.18	03/20/23	.80-	.80-	04/13/2023
USABLUEBOOK	305507	LABORATORY LOG BOOKS, TREATMEN	03/21/23	132.34	.00	
USABLUEBOOK	307287	IRON CHEMKEY, HARDNESS CHEMKEY	03/22/23	178.39	.00	
Total 60-65-150-210.0 DEPARTMENT SUPPLIES:				347.62	.80-	
60-65-150-260.0 POSTAGE						
UNITED PARCEL SERVICE	8459E3143	SHIPPING	04/08/23	3.00	.00	
Total 60-65-150-260.0 POSTAGE:				3.00	.00	
60-65-150-302.0 LABORATORY TESTING						
USABLUEBOOK	310061	HARDNESS CHEMKEY, ALKALINITY CH	03/24/23	135.51	.00	
Total 60-65-150-302.0 LABORATORY TESTING:				135.51	.00	
60-65-150-350.0 ENGINEER SERVICES						
CLEAR SOLUTIONS ENGINEERING	248	ON CALL ENGINEERING SERVICES	04/01/23	552.50	.00	
Total 60-65-150-350.0 ENGINEER SERVICES:				552.50	.00	
60-65-150-440.0 PROFESSIONAL DEVELOPMENT						
IDAHO BUREAU OF OCCUPATIONAL	20230418	UPGRADE CLASS III - WATER TREATM	04/18/23	70.00	.00	
RIVERSIDE HOTEL, THE	25132	2023 IRWA SPRING CONFERENCE - ST	03/10/23	447.86-	.00	
Total 60-65-150-440.0 PROFESSIONAL DEVELOPMENT:				377.86-	.00	
60-65-150-570.0 REPAIRS - BUILDING AND GROUNDS						
BUILDERS FIRSTSOURCE INC.	87075513	8" CARTRIDGE FILTER	04/06/23	19.79	.00	
FRANKLIN BUILDING SUPPLY	1596993	BROWN L METAL	03/06/23	26.98	.00	
Total 60-65-150-570.0 REPAIRS - BUILDING AND GROUNDS:				46.77	.00	
60-65-200-706.0 INTAKE BLDG IMPROVEMENTS						
CLEAR SOLUTIONS ENGINEERING	247	Clear Solutions Davis Intake Station Desig	04/01/23	3,530.00	.00	
Total 60-65-200-706.0 INTAKE BLDG IMPROVEMENTS:				3,530.00	.00	
Total WATER TREATMENT:				4,354.98	.80-	
Total WATER FUND:				9,648.42	.80-	
DT W URBAN RENEWAL PRJ.						
DT W URBAN RENEWAL PRJ EXPNSES						
91-40-150-300.0 PROFESSIONAL SERVICES						
COLUMN SOFTWARE PBC	7882DEC2-0013	McCall REDEVELOPMENT AGENCY	04/04/23	17.56	.00	
Total 91-40-150-300.0 PROFESSIONAL SERVICES:				17.56	.00	
Total DT W URBAN RENEWAL PRJ EXPNSES:				17.56	.00	
Total DT W URBAN RENEWAL PRJ.:				17.56	.00	
Grand Totals:				292,374.74	13,787.41-	

Vendor	Vendor Name	Invoice Number	Description	Invoice Date	Net Invoice Amount
A & I DISTRIBUTORS					
1037	A & I DISTRIBUTORS	3916521	55GAL DEFF	03/31/23	232.31
Total A & I DISTRIBUTORS:					232.31
A-1 HEATING & AIR					
1145	A-1 HEATING & AIR	537954	SERVICE METAL SHED HEATER	04/03/23	253.00
1145	A-1 HEATING & AIR	538192	SERVICE CALL - THERMOSTATE	04/06/23	109.00
Total A-1 HEATING & AIR:					362.00
ACUSHNET COMPANY					
1654	ACUSHNET COMPANY	915330598	3% DISCOUNT PAID BY 5/30/2023	03/31/23	63.11-
1654	ACUSHNET COMPANY	915434321	Footjoy Socks order 3021589336	04/11/23	537.70
1654	ACUSHNET COMPANY	915434428	4-15 Titleist Ball order	04/11/23	3,589.71
1654	ACUSHNET COMPANY	915434429	4-15 Titleist Bag order 2% DISCOU	04/11/23	637.00
1654	ACUSHNET COMPANY	915448494	4-15 Titleist Ball order	04/12/23	7,499.46
1654	ACUSHNET COMPANY	915448495	4-15 Titleist Vokey Wedge order	04/12/23	3,150.00
1654	ACUSHNET COMPANY	915448495	5-5 Titleist Scotty Cameron putter o	04/12/23	2,870.21
1654	ACUSHNET COMPANY	915448496	4-15 Titleist Stock club order	04/12/23	153.06
1654	ACUSHNET COMPANY	915462780	Footjoy spring shoes 3021589335	04/13/23	495.57
Total ACUSHNET COMPANY:					18,869.60
ALSCO					
2300	ALSCO	LBOI2064459	6 MATS	03/07/23	39.69
2300	ALSCO	LBOI2066278	SHOP TOWELS, DUST MOP, WET	03/14/23	67.91
2300	ALSCO	LBOI2066284	10 MATS	03/14/23	93.10
2300	ALSCO	LBOI2068059	6 MATS	03/21/23	39.69
2300	ALSCO	LBOI2068062	10 MATS	03/21/23	93.10
2300	ALSCO	LBOI2069806	SHOP TOWELS, DUST MOP, WET	03/28/23	67.91
2300	ALSCO	LBOI2069810	6 MATS	03/28/23	39.69
2300	ALSCO	LBOI2071606	10 MATS	04/04/23	93.10
2300	ALSCO	LBOI2073460	4 MATS	04/11/23	27.29
2300	ALSCO	LBOI2073460	SHOP TOWELS, COVERALLS	04/11/23	79.42
2300	ALSCO	LBOI2073463	SHOP TOWELS, LAUNDRY BAG,	04/11/23	54.19
2300	ALSCO	LBOI2073469	10 MATS	04/11/23	93.10
Total ALSCO:					788.19
AMAZON CAPITAL SERVICES INC					
2321	AMAZON CAPITAL SERVICES IN	11GM-X4CC-3	BOOKS	04/18/23	138.57
2321	AMAZON CAPITAL SERVICES IN	1FQK-W6QP-3	DEPT SUPPLIES	04/18/23	27.92
2321	AMAZON CAPITAL SERVICES IN	1G7T-PJWM-3	AUDIO VISUAL MATERIALS	04/04/23	205.41
2321	AMAZON CAPITAL SERVICES IN	1K9H-1WKP-3	AUDIO VISUAL MATERIALS	04/04/23	41.90
2321	AMAZON CAPITAL SERVICES IN	1N3W-6Q9C-3	VIDEO CIRCUIT LIBRARY	04/18/23	4.91-
Total AMAZON CAPITAL SERVICES INC:					408.89
AMAZON.COM					
2320	AMAZON.COM	0096542	BOOK CREDIT	01/16/23	41.93-
2320	AMAZON.COM	ZBBI MY	BOOK	12/04/22	47.70

Vendor	Vendor Name	Invoice Number	Description	Invoice Date	Net Invoice Amount
Total AMAZON.COM:					5.77
ANALYTICAL LABORATORIES INC.					
2790	ANALYTICAL LABORATORIES IN	2302091	LABORATORY TESTING	03/31/23	826.42
Total ANALYTICAL LABORATORIES INC.:					826.42
BAKER & TAYLOR BOOKS					
3700	BAKER & TAYLOR BOOKS	2037431381	BOOKS	04/04/23	197.39
3700	BAKER & TAYLOR BOOKS	2037447372	CHILDREN'S BOOKS	04/10/23	70.83
Total BAKER & TAYLOR BOOKS:					268.22
BANYANS ON THE GREEN					
3750	BANYANS ON THE GREEN	20230412	VOLUNTEER EVENT	04/12/23	590.25
Total BANYANS ON THE GREEN:					590.25
BEST WESTERN VISTA INN					
4400	BEST WESTERN VISTA INN	423141	TORO SCHOOL - TED	03/26/23	109.99
4400	BEST WESTERN VISTA INN	423142	TORO SCHOOL - TED	03/30/23	109.99
Total BEST WESTERN VISTA INN:					219.98
BLUE RIBBON LINEN SUPPLY INC.					
4745	BLUE RIBBON LINEN SUPPLY I	445429	3 MATS, 3 FLOOR CARE	03/31/23	25.00
Total BLUE RIBBON LINEN SUPPLY INC.:					25.00
BOISE OFFICE EQUIPMENT					
4870	BOISE OFFICE EQUIPMENT	IN3397672	XEROX XPHASER3330 OVERAG	04/17/23	20.18
Total BOISE OFFICE EQUIPMENT:					20.18
BROK GOUL CONSTRUCTION					
3331	BROK GOUL CONSTRUCTION	DOCK EXPAN	Public Boat Ramp Dock Expansion	04/18/23	38,643.15
3331	BROK GOUL CONSTRUCTION	PIER CONSTR	2023 Public Pier Construction Boat	04/18/23	60,749.65
Total BROK GOUL CONSTRUCTION:					99,392.80
BROWN, JOHNNY					
2215	BROWN, JOHNNY	20230415	WORK BOOTS - BROWN	04/15/23	243.79
Total BROWN, JOHNNY:					243.79
BUILDERS FIRSTSOURCE INC.					
5763	BUILDERS FIRSTSOURCE INC.	64698621	OSB & SCREWS FOR EVIDENCE	04/06/23	27.17
5763	BUILDERS FIRSTSOURCE INC.	87061291	2 GAL ELEC AIR COMPRESSOR	04/03/23	278.99
5763	BUILDERS FIRSTSOURCE INC.	87075513	8" CARTRIDGE FILTER	04/06/23	19.79
5763	BUILDERS FIRSTSOURCE INC.	87090821	ROTARY TILE & GROUT	04/10/23	700.04
5763	BUILDERS FIRSTSOURCE INC.	87091059	UTILITY KNIFE	04/10/23	12.99
5763	BUILDERS FIRSTSOURCE INC.	87101235	ROTARY TILE & GROUT	04/12/23	41.99
5763	BUILDERS FIRSTSOURCE INC.	87108274	BUCKET, THINSET	04/13/23	41.67

Vendor	Vendor Name	Invoice Number	Description	Invoice Date	Net Invoice Amount
5763	BUILDERS FIRSTSOURCE INC.	87115919	JHARDIE HARDIEBKR	04/14/23	40.38
5763	BUILDERS FIRSTSOURCE INC.	87115978	JHARDIE HARDIEBKR	04/14/23	20.19
5763	BUILDERS FIRSTSOURCE INC.	90574576	ROTARY TILE & GROUT	04/12/23	59.49-
Total BUILDERS FIRSTSOURCE INC.:					1,123.72
CALLAWAY GOLF SALES CO					
2985	CALLAWAY GOLF SALES CO	936257124	Range balls for 2023	04/03/23	12,750.00
2985	CALLAWAY GOLF SALES CO	936257125	Callaway golf spring order	04/03/23	234.54
2985	CALLAWAY GOLF SALES CO	936281088	Callaway golf spring order	04/05/23	205.50
2985	CALLAWAY GOLF SALES CO	936320431	Callaway golf spring order	04/12/23	195.18
Total CALLAWAY GOLF SALES CO:					13,385.22
CHEVRON TEXACO					
6760	CHEVRON TEXACO	88398034-A	FUEL	04/06/23	84.22
6760	CHEVRON TEXACO	88398077-PW	FUEL	04/06/23	15,910.22
6760	CHEVRON TEXACO	88398083-IT	FUEL	04/06/23	48.59
6760	CHEVRON TEXACO	88398114-WT	FUEL	04/06/23	1,605.05
6760	CHEVRON TEXACO	88399207-PD	FUEL	04/06/23	3,289.44
6760	CHEVRON TEXACO	883999959-PR	FUEL	04/06/23	145.06
6760	CHEVRON TEXACO	883999959-PR	FUEL	04/06/23	2,573.39
6760	CHEVRON TEXACO	88400243-CD	FUEL	04/06/23	84.45
Total CHEVRON TEXACO:					23,740.42
CLEAR SOLUTIONS ENGINEERING					
7076	CLEAR SOLUTIONS ENGINEERI	247	Clear Solutions Davis Intake Statio	04/01/23	3,530.00
7076	CLEAR SOLUTIONS ENGINEERI	248	ON CALL ENGINEERING SERVIC	04/01/23	552.50
Total CLEAR SOLUTIONS ENGINEERING:					4,082.50
CM COMPANY INC					
5952	CM COMPANY INC	1915-00009	MCCALL PUBLIC LIBRARY	03/31/23	35,873.90
Total CM COMPANY INC:					35,873.90
COLUMN SOFTWARE PBC					
2652	COLUMN SOFTWARE PBC	7882DEC2-000	VALLEY BOCC	03/14/23	42.64
2652	COLUMN SOFTWARE PBC	7882DEC2-001	McCall SUMMARY ORD 1015	04/04/23	73.57
2652	COLUMN SOFTWARE PBC	7882DEC2-001	McCall REDEVELOPMENT AGEN	04/04/23	17.56
2652	COLUMN SOFTWARE PBC	7882DEC2-001	McCall P&Z April 11 - 1015970	04/11/23	178.90
2652	COLUMN SOFTWARE PBC	7882DEC2-001	McCall COUNCILHEARING MAY 1	04/18/23	47.65
Total COLUMN SOFTWARE PBC:					360.32
CRESTLINE ENGINEERS INC.					
8190	CRESTLINE ENGINEERS INC.	3652	This is for PO 7761 to reflect the re	04/05/23	1,407.50
8190	CRESTLINE ENGINEERS INC.	3665	This REQ. is to increase the budget	04/05/23	110.00
8190	CRESTLINE ENGINEERS INC.	3665	This REQ. is to increase the budget	04/05/23	55.00
8190	CRESTLINE ENGINEERS INC.	3685	Create bid documents plus handle t	04/10/23	2,761.25
Total CRESTLINE ENGINEERS INC.:					4,333.75

Vendor	Vendor Name	Invoice Number	Description	Invoice Date	Net Invoice Amount
CRIQUET APPAREL INC					
2682	CRIQUET APPAREL INC	4686	Criquet Spring order 2023	04/11/23	2,587.41
Total CRIQUET APPAREL INC:					2,587.41
DELUXE CORPORATION					
3265	DELUXE CORPORATION	9000049204	DEPOSIT KIT	02/16/23	210.23
Total DELUXE CORPORATION:					210.23
DUNNING HOLDINGS LLC					
3615	DUNNING HOLDINGS LLC	81067054	Dunning men's shorts	03/31/23	1,082.26
Total DUNNING HOLDINGS LLC:					1,082.26
ED STAUB & SONS PETROLEUM INC					
2879	ED STAUB & SONS PETROLEU	9026385	PROPANE	04/04/23	339.05
2879	ED STAUB & SONS PETROLEU	9026395	PROPANE	04/04/23	178.83
2879	ED STAUB & SONS PETROLEU	9079840	METAL SHED PROPANE	04/13/23	347.74
Total ED STAUB & SONS PETROLEUM INC:					865.62
ERS EMERGENCY RESPONDER SERVICES INC					
10000	ERS EMERGENCY RESPONDE	23-071 ID	Installation and enforcement equip	03/29/23	26,000.00-
10000	ERS EMERGENCY RESPONDE	23-071 ID	Installation and enforcement equip	03/29/23	12,063.26
Total ERS EMERGENCY RESPONDER SERVICES INC:					13,936.74-
FARWEST STEEL CORPORATION					
10600	FARWEST STEEL CORPORATIO	1979799	Steel for hand rail at the boat ramp	04/06/23	2,250.64
10600	FARWEST STEEL CORPORATIO	1979799	cable fence posts for Brown Park,	04/06/23	3,554.50
10600	FARWEST STEEL CORPORATIO	1979801	Steel for hand rail at the boat ramp	04/06/23	341.67
Total FARWEST STEEL CORPORATION:					6,146.81
FERGUSON ENTERPRISES #3007					
26140	FERGUSON ENTERPRISES #30	1415388	LEGACY PARK RESTROOM	04/04/23	375.21
26140	FERGUSON ENTERPRISES #30	1416582	GALV BUSH, 2 GAL 90 ELL	04/03/23	64.46
Total FERGUSON ENTERPRISES #3007:					439.67
FORSGREN ASSOCIATES INC					
11229	FORSGREN ASSOCIATES INC	223058	02-19-0176 MISSION ST, SOUTH	02/25/23	57.58
11229	FORSGREN ASSOCIATES INC	223058	02-19-0176 MISSION ST, SOUTH	02/25/23	726.90
Total FORSGREN ASSOCIATES INC:					784.48
FRANKLIN BUILDING SUPPLY					
11280	FRANKLIN BUILDING SUPPLY	1596993	BROWN L METAL	03/06/23	26.98
11280	FRANKLIN BUILDING SUPPLY	1597998	building materials for rotary park re	03/07/23	260.96
11280	FRANKLIN BUILDING SUPPLY	1606397	PEGBOARD	03/20/23	37.69
11280	FRANKLIN BUILDING SUPPLY	1612802	building materials for rotary park re	03/29/23	268.51
11280	FRANKLIN BUILDING SUPPLY	1613827	building materials for rotary park re	03/30/23	1,460.46
11280	FRANKLIN BUILDING SUPPLY	8139615	TREATED FIR	04/17/23	123.22

Vendor	Vendor Name	Invoice Number	Description	Invoice Date	Net Invoice Amount
Total FRANKLIN BUILDING SUPPLY:					2,177.82
GALE/CENGAGE LEARNING INC					
11625	GALE/CENGAGE LEARNING IN	80938514	BOOKS	03/23/23	50.03
11625	GALE/CENGAGE LEARNING IN	80938579	BOOK	03/23/23	22.09
Total GALE/CENGAGE LEARNING INC:					72.12
GEM STATE PAPER & SUPPLY					
11940	GEM STATE PAPER & SUPPLY	3072349	2 WIPER ROLL	04/13/23	87.15
11940	GEM STATE PAPER & SUPPLY	3072568	TOWEL, PAPER PLATES, ROLL T	04/13/23	196.45
11940	GEM STATE PAPER & SUPPLY	3072568	ROLL TOWEL	04/13/23	82.13
Total GEM STATE PAPER & SUPPLY:					365.73
GRAINGER					
32180	GRAINGER	813274479	SERRATED JAW INSERT SET	04/06/23	86.41
Total GRAINGER:					86.41
HAGEN, JODIE					
3256	HAGEN, JODIE	20230406	LASERFICHE CONFERENCE	04/06/23	126.42
Total HAGEN, JODIE:					126.42
HIGH DESERT BOBCAT dba					
8745	HIGH DESERT BOBCAT dba	P06516	ORING, SEAL	04/04/23	191.18
Total HIGH DESERT BOBCAT dba:					191.18
HUBER, HEATHER					
5447	HUBER, HEATHER	165756	DBL PAYMENT FOR WATER - FEB	04/14/23	57.79
Total HUBER, HEATHER:					57.79
IDAHO ASSOC OF BLDG OFFICIALS					
14740	IDAHO ASSOC OF BLDG OFFICI	00673	IDABO BLDG PROF EDU INST - P	01/17/23	225.00
Total IDAHO ASSOC OF BLDG OFFICIALS:					225.00
IDAHO BUREAU OF OCCUPATIONAL					
14830	IDAHO BUREAU OF OCCUPATI	20230418	UPGRADE CLASS III - WATER TR	04/18/23	70.00
Total IDAHO BUREAU OF OCCUPATIONAL:					70.00
IDAHO CHILD SUPPORT RECEIPTING					
14860	IDAHO CHILD SUPPORT RECEI	20230407-6	CASE# - 395109	04/07/23	106.62
14860	IDAHO CHILD SUPPORT RECEI	20230421 - 6	CASE# - 395109	04/21/23	106.62
Total IDAHO CHILD SUPPORT RECEIPTING:					213.24
IDAHO POWER					
15340	IDAHO POWER	0423-2206866	ENERGY CHARGE PER KWH	04/14/23	1,146.77

Vendor	Vendor Name	Invoice Number	Description	Invoice Date	Net Invoice Amount
15340	IDAHO POWER	0423-2208167	ENERGY CHARGE PER KWH	04/14/23	79.36
Total IDAHO POWER:					1,226.13
IDAHO STATE POLICE					
15530	IDAHO STATE POLICE	20230327	MORRIS TAXI LICENSE	03/27/23	33.25
Total IDAHO STATE POLICE:					33.25
JC GOLF ACCESSORIES					
4626	JC GOLF ACCESSORIES	SI-187226	Jc Golf Accessories spring order	04/10/23	1,205.09
Total JC GOLF ACCESSORIES:					1,205.09
JERRY'S AUTO PARTS					
16890	JERRY'S AUTO PARTS	329778	BRK FLUID, AAA BATTERY	04/04/23	29.01
16890	JERRY'S AUTO PARTS	329976	OIL FILTER	04/06/23	5.33
16890	JERRY'S AUTO PARTS	330175	AIR FILTER	04/07/23	16.00
16890	JERRY'S AUTO PARTS	330689	WASHER NOZZLE	04/11/23	14.33
16890	JERRY'S AUTO PARTS	330704	WASHER NOZZLE	04/11/23	13.67
16890	JERRY'S AUTO PARTS	331113	TRAILER CABLE	04/14/23	42.12
16890	JERRY'S AUTO PARTS	331480	V-BELT, SILICONE, OIL FILTER, LI	04/17/23	96.08
16890	JERRY'S AUTO PARTS	331688	WIPER BLADE	04/18/23	6.93
Total JERRY'S AUTO PARTS:					223.47
JOVANOV, KELLI & VLATKO					
4662	JOVANOV, KELLI & VLATKO	174003	DBL PAYMENT FOR WATER - FEB	04/14/23	63.52
Total JOVANOV, KELLI & VLATKO:					63.52
LAWSON PRODUCTS INC.					
18440	LAWSON PRODUCTS INC.	9310491946	20 GAL POLY DRUMS	04/04/23	92.60
18440	LAWSON PRODUCTS INC.	9310495890	AIR COUPLER	04/05/23	181.02
18440	LAWSON PRODUCTS INC.	9310503637	REFILL KIT HAZMAT	04/07/23	122.73
18440	LAWSON PRODUCTS INC.	9310503638	GLOVES	04/07/23	168.96
18440	LAWSON PRODUCTS INC.	9310503638	WASHERS	04/07/23	32.22
18440	LAWSON PRODUCTS INC.	9310511318	DUST CAP, SOCKET, PLUG	04/11/23	195.00
18440	LAWSON PRODUCTS INC.	9310511319	PANEL LOCKWASHER, PANEL N	04/11/23	216.68
Total LAWSON PRODUCTS INC.:					1,009.21
LES SCHWAB TIRE CENTERS					
18700	LES SCHWAB TIRE CENTERS	12500387662	New tires for Truck #37	03/09/23	1,819.40
Total LES SCHWAB TIRE CENTERS:					1,819.40
LEVELWEAR INC					
5118	LEVELWEAR INC	420060-S1	levelwear 2023 spring ladies layerin	03/27/23	3,161.25
5118	LEVELWEAR INC	423642-S1	Levelwear 2023 spring ladies casu	04/11/23	905.49
5118	LEVELWEAR INC	423643-S1	Levelwear 2023 Spring men's Casu	04/11/23	1,225.95
5118	LEVELWEAR INC	423644-S1	Levelwear 2023 Spring men's Casu	04/11/23	1,184.79

Vendor	Vendor Name	Invoice Number	Description	Invoice Date	Net Invoice Amount
Total LEVELWEAR INC:					6,477.48
LHTAC					
18860	LHTAC	T203212023B	LHTAC road scholar & road master	03/23/23	140.00
Total LHTAC:					140.00
MAY HARDWARE INC.					
20160	MAY HARDWARE INC.	65009	HITCHPIN, FERRULES/STOPS	02/24/23	11.32
20160	MAY HARDWARE INC.	66470	INVOICE IS ACTUALLY \$7.18	03/20/23	.80
20160	MAY HARDWARE INC.	67404	FAUCET, KWIKSEAL, UNION	04/04/23	98.52
20160	MAY HARDWARE INC.	67600	COMMAND STRIPS, PICTURE HA	04/07/23	26.23
20160	MAY HARDWARE INC.	67726	HOLE DOZER, ARBOR	04/10/23	47.67
20160	MAY HARDWARE INC.	67824	SAW BLADE	04/11/23	35.09
20160	MAY HARDWARE INC.	67895	DRYWALL SQUARE	04/12/23	17.99
20160	MAY HARDWARE INC.	67972	LONG TAPE, CHLORTAB	04/13/23	39.58
20160	MAY HARDWARE INC.	67980	FASTENERS	04/13/23	89.99
20160	MAY HARDWARE INC.	68074	BUNGEE CORD, SAFTEY HASP,	04/14/23	65.63
20160	MAY HARDWARE INC.	68107	PIPE PEX, MINI LAMP	04/14/23	17.08
20160	MAY HARDWARE INC.	68228	LEAF BLOWER	04/17/23	154.00
20160	MAY HARDWARE INC.	68236	URETHANE DRIVING RANGE DIV	04/17/23	62.99
20160	MAY HARDWARE INC.	68256	DRIVER BIT	04/17/23	6.29
20160	MAY HARDWARE INC.	68317	HOLE DOZER, COUPLING, CHAN	04/18/23	131.88
Total MAY HARDWARE INC.:					803.46
McCALL ROTARY INT'L CLUB					
20740	McCALL ROTARY INT'L CLUB	20230101	ROTARY QUARTERLY DUES Q1	01/01/23	610.00
Total McCALL ROTARY INT'L CLUB:					610.00
MCCALL, CITY OF					
6960	MCCALL, CITY OF	0423-100461	WATER	04/12/23	103.18
6960	MCCALL, CITY OF	0423-125601	WATER	04/12/23	51.59
6960	MCCALL, CITY OF	0423-125631	WATER	04/12/23	110.93
6960	MCCALL, CITY OF	0423-131601	WATER	04/12/23	103.79
6960	MCCALL, CITY OF	0423-152751	WATER	04/12/23	25.80
6960	MCCALL, CITY OF	0423-152931	WATER	04/12/23	103.18
6960	MCCALL, CITY OF	0423-156201	WATER	04/12/23	675.32
6960	MCCALL, CITY OF	0423-166031	WATER	04/12/23	51.59
6960	MCCALL, CITY OF	0423-176451	WATER	04/12/23	53.14
6960	MCCALL, CITY OF	0423-176501	WATER	04/12/23	326.59
6960	MCCALL, CITY OF	0423-182601	WATER	04/12/23	211.01
6960	MCCALL, CITY OF	0423-182652	WATER	04/12/23	104.62
6960	MCCALL, CITY OF	0423-183351	WATER	04/12/23	53.14
6960	MCCALL, CITY OF	0423-218691	WATER	04/12/23	3,096.95
Total MCCALL, CITY OF:					5,070.83
MOHR, MEGAN					
5913	MOHR, MEGAN	20230406	LASERFICHE CONFERENCE - M	04/06/23	149.34

Vendor	Vendor Name	Invoice Number	Description	Invoice Date	Net Invoice Amount
Total MOHR, MEGAN:					149.34
MOUNTAINLAND SUPPLY					
5926	MOUNTAINLAND SUPPLY	S105223557.0	Blanket PO for Distribution System	03/07/23	398.80
5926	MOUNTAINLAND SUPPLY	S105223557.0	REPAIR CLAMPS	03/08/23	186.60
Total MOUNTAINLAND SUPPLY:					585.40
NET PROPHET LLC					
99931	NET PROPHET LLC	456518	DEED RESTRICTION COVENANT	04/19/23	10,000.00
Total NET PROPHET LLC:					10,000.00
NORCO INC.					
22940	NORCO INC.	37377612	CYLINDER RENTAL	03/31/23	26.35
22940	NORCO INC.	37463093	CARBON DIOXIDE/ARGON	04/11/23	40.81
Total NORCO INC.:					67.16
NORTHWEST CODE PROFESSIONALS					
23095	NORTHWEST CODE PROFESSI	4503	Plan Review Services for 529 Leno	04/05/23	2,452.56
Total NORTHWEST CODE PROFESSIONALS:					2,452.56
OFFICE SAVERS ONLINE					
22363	OFFICE SAVERS ONLINE	20230413	DRY ERASE MARKERS, LABELS	04/13/23	32.43
Total OFFICE SAVERS ONLINE:					32.43
OVERDRIVE INC.					
23635	OVERDRIVE INC.	H-0094241	IDAHO DIGITAL CONSORTIUM M	04/01/23	600.00
23635	OVERDRIVE INC.	H-0094241	PARTICIPATION MAINTENANCE F	04/01/23	300.00
Total OVERDRIVE INC.:					900.00
PRECISION DETAIL INC.					
24807	PRECISION DETAIL INC.	13708	CLEANING AND PREP FOR WRA	04/14/23	290.00
Total PRECISION DETAIL INC.:					290.00
RATIO ARCHITECTS LLC					
14410	RATIO ARCHITECTS LLC	19704.000 - 33	19704.000 - MCCALL LIBRARY	03/31/23	7,939.50
Total RATIO ARCHITECTS LLC:					7,939.50
RICOH AMERICAS CORP.					
25770	RICOH AMERICAS CORP.	5067083055	RICOH MPC2004EX ADDITIONAL	04/01/23	23.30
Total RICOH AMERICAS CORP.:					23.30
RIDLEY'S FAMILY MARKETS					
25800	RIDLEY'S FAMILY MARKETS	00203881025-	NO SCHOOL FUN DAYS	03/30/23	37.60
25800	RIDLEY'S FAMILY MARKETS	00404881427-	POETRY WALK	04/04/23	6.36

Vendor	Vendor Name	Invoice Number	Description	Invoice Date	Net Invoice Amount
Total RIDLEY'S FAMILY MARKETS:					43.96
RIVERSIDE HOTEL, THE					
25985	RIVERSIDE HOTEL, THE	25132	2023 IRWA SPRING CONFERENC	03/10/23	447.86-
Total RIVERSIDE HOTEL, THE:					447.86-
ROGERS ELECTRIC INC					
26420	ROGERS ELECTRIC INC	4984	PLUG AT CART BARN	04/13/23	228.15
Total ROGERS ELECTRIC INC:					228.15
RUSTIC ROAD SHIRT SHOP					
4872	RUSTIC ROAD SHIRT SHOP	2023-0413	SHIRT	04/13/23	12.50
Total RUSTIC ROAD SHIRT SHOP:					12.50
SEAMUS GOLF INC					
7232	SEAMUS GOLF INC	12423	HIP FLASK, ENGRAVING	04/12/23	178.42
Total SEAMUS GOLF INC:					178.42
SILVER CREEK SUPPLY LLC					
27965	SILVER CREEK SUPPLY LLC	9680128-001	1" hose reel mounted on trailer. Thi	04/11/23	1,830.00
Total SILVER CREEK SUPPLY LLC:					1,830.00
SPARKLIGHT					
28656	SPARKLIGHT	20230408	INTERNET - ACCT # 112663760 A	04/08/23	120.71
28656	SPARKLIGHT	20230408	INTERNET - ACCT # 112663760 A	04/08/23	120.72
Total SPARKLIGHT:					241.43
STAR NEWS, THE					
28980	STAR NEWS, THE	884110	CITY OF MCCALL UPCOMING CO	03/02/23	252.00
28980	STAR NEWS, THE	905140	MCCALL REC TIKI TORCH	02/02/23	144.00
28980	STAR NEWS, THE	910730	BOAT RAMP PARKS AD	03/16/23	180.00
28980	STAR NEWS, THE	910730	COUNCIL REFLECTIONS	03/16/23	180.00
28980	STAR NEWS, THE	911150	MCCALL COUNCIL MARCH 9	03/09/23	384.00
28980	STAR NEWS, THE	926900	UPCOMING MCCALL COUNCIL	03/16/23	252.00
28980	STAR NEWS, THE	951900	CITY OF MCCALL AUCTION	03/23/23	96.00
28980	STAR NEWS, THE	951900	CITY OF MCCALL AUCTION	03/23/23	96.00
28980	STAR NEWS, THE	952020	MCCALL FILM SOCIETY	03/23/23	108.00
28980	STAR NEWS, THE	952050	MCCALL LOT	03/23/23	108.00
28980	STAR NEWS, THE	952050	MCCALL LOT	03/23/23	108.00
28980	STAR NEWS, THE	976170	MCCALL COUNCIL UPDATE	03/30/23	384.00
Total STAR NEWS, THE:					2,292.00
STATE INSURANCE FUND					
29020	STATE INSURANCE FUND	27357409	AUDIT ADJUSTMENT	04/12/23	12,282.00

Vendor	Vendor Name	Invoice Number	Description	Invoice Date	Net Invoice Amount
Total STATE INSURANCE FUND:					12,282.00
STERLING BATTERY CO.					
29120	STERLING BATTERY CO.	G78515	A65AA, EN92	04/10/23	156.47
Total STERLING BATTERY CO.:					156.47
STRAIGHT DOWN ENTERPRISES INC					
6416	STRAIGHT DOWN ENTERPRISE	INV0049149	MEN'S POLOS	04/14/23	259.75
Total STRAIGHT DOWN ENTERPRISES INC:					259.75
SUN BADGE COMPANY					
29460	SUN BADGE COMPANY	412638	Badges for Class A uniform hats.	03/31/23	1,197.19
Total SUN BADGE COMPANY:					1,197.19
TATES RENTS INC					
71114	TATES RENTS INC	1708639-7	LP GAS	04/03/23	47.08
71114	TATES RENTS INC	1708798-7	LP GAS	04/03/23	12.77
71114	TATES RENTS INC	1709415-7	LP GAS	04/05/23	46.28
71114	TATES RENTS INC	1710439-7	LP GAS	04/07/23	32.32
71114	TATES RENTS INC	1711833-7	FLOOR DISC MACHINE, BUFF	04/11/23	71.68
71114	TATES RENTS INC	1712333-7	LP GAS	04/12/23	32.32
Total TATES RENTS INC:					242.45
TREASURE VALLEY COFFEE INC.					
30580	TREASURE VALLEY COFFEE IN	2160:09087373	COFFEE, TEA, CRM, SUGAR	04/17/23	206.63
Total TREASURE VALLEY COFFEE INC.:					206.63
TURF EQUIPMENT & IRRIGATION					
30880	TURF EQUIPMENT & IRRIGATIO	3011872-00	Standard/Par Aide early order for 2	03/22/23	1,326.15
30880	TURF EQUIPMENT & IRRIGATIO	764048-01	Ventrac parts (cutting edges, shoes	04/04/23	586.29
30880	TURF EQUIPMENT & IRRIGATIO	764048-02	Ventrac parts (cutting edges, shoes	04/07/23	314.69
30880	TURF EQUIPMENT & IRRIGATIO	764074-00	HOSE HTR VENTRAC	04/07/23	166.65
30880	TURF EQUIPMENT & IRRIGATIO	764089-00	VENTRAC SCHOOL - TED	04/07/23	50.00
30880	TURF EQUIPMENT & IRRIGATIO	764093-00	VENTRAC SCHOOL - SCOTT	04/10/23	50.00
Total TURF EQUIPMENT & IRRIGATION:					2,493.78
U.S. BANK EQUIPMENT FINANCE					
31035	U.S. BANK EQUIPMENT FINANC	499309532	LIBRARY XEROX COPIER - SN 8T	04/16/23	170.41
31035	U.S. BANK EQUIPMENT FINANC	499309532	PUBLIC WORKS XEROX COPIER	04/16/23	163.69
31035	U.S. BANK EQUIPMENT FINANC	499309532	CITY HALL XEROX COPIER - SN	04/16/23	247.39
Total U.S. BANK EQUIPMENT FINANCE:					581.49
UNIFORMS2GEAR INC.					
31175	UNIFORMS2GEAR INC.	INV/2023/04/01	CLASS A COAT - WANN	04/05/23	207.35

Vendor	Vendor Name	Invoice Number	Description	Invoice Date	Net Invoice Amount
Total UNIFORMS2GEAR INC.:					207.35
UNITED PARCEL SERVICE					
31280	UNITED PARCEL SERVICE	8459E3143	SHIPPING	04/08/23	16.56
31280	UNITED PARCEL SERVICE	8459E3143	SHIPPING	04/08/23	3.00
Total UNITED PARCEL SERVICE:					19.56
USABLUEBOOK					
31550	USABLUEBOOK	305507	LABORATORY LOG BOOKS, TRE	03/21/23	132.34
31550	USABLUEBOOK	307287	IRON CHEMKEY, HARDNESS CH	03/22/23	178.39
31550	USABLUEBOOK	310061	HARDNESS CHEMKEY, ALKALINI	03/24/23	135.51
31550	USABLUEBOOK	312897	ALKALINITY CHEMKEY	03/28/23	107.61
Total USABLUEBOOK:					553.85
VISTA OUTDOOR SALES LLC					
8412	VISTA OUTDOOR SALES LLC	855670	2023 Bushnell spring order	03/27/23	1,050.92
Total VISTA OUTDOOR SALES LLC:					1,050.92
WEAVER, JODI					
9544	WEAVER, JODI	20230413	PW DEPARTMENT TOUR	04/13/23	34.62
Total WEAVER, JODI:					34.62
WESTERN STATES EQUIPMENT CO.					
32820	WESTERN STATES EQUIPMENT	IN002094254	Snow gate repair; billing discrepenc	07/18/22	4,537.13
Total WESTERN STATES EQUIPMENT CO.:					4,537.13
WHITE PETERSON P.A.					
32910	WHITE PETERSON P.A.	156354	GENERAL CITY ADMIN	03/31/23	13,900.80
Total WHITE PETERSON P.A.:					13,900.80
WIENHOFF DRUG TESTING					
33040	WIENHOFF DRUG TESTING	112886	PRE-EMPLOYMENT	04/05/23	100.00
Total WIENHOFF DRUG TESTING:					100.00
XERILLION CORPORATION					
33418	XERILLION CORPORATION	70580	Blanket PO to cover monthly charg	03/23/23	2,000.00
Total XERILLION CORPORATION:					2,000.00
XEROX FINANCIAL SERVICES					
2628	XEROX FINANCIAL SERVICES	3815419	C605 LEASE PAYMENT	02/11/23	131.94
Total XEROX FINANCIAL SERVICES:					131.94
Grand Totals:					292,374.74

Vendor	Vendor Name	Invoice Number	Description	Invoice Date	Net Invoice Amount
--------	-------------	----------------	-------------	--------------	--------------------

**MCCALL CITY COUNCIL
AGENDA BILL**

216 East Park Street
McCall, Idaho 83638

**Number AB 23-081
Meeting Date April 27, 2023**

AGENDA ITEM INFORMATION				
SUBJECT:		<i>Department Approvals</i>	<i>Initials</i>	<i>Originator or Supporter</i>
<i>City Licenses Report to Council Per McCall City Code</i>		Mayor / Council		
		City Manager	ABS	
		Clerk	J	Originator
		Treasurer		
		Community Development		
		Police Department		
		Public Works		
		Golf Course		
		COST IMPACT:	n/a	Parks and Recreation
FUNDING SOURCE:	n/a	Airport		
		Library		
TIMELINE:	n/a	Information Systems		
		Grant Coordinator		
SUMMARY STATEMENT:				
<p>Per McCall City Code Title 4 Chapter 9, the City Council has determined the City Clerk shall be delegated the authority to process and grant or deny all alcoholic beverage license applications, other than certain circumstances involving catering permits, which the City Clerk shall review the application for catering permit for completeness and forward said application to the Police Chief. The Police Chief upon receipt of the application shall make a recommendation to the City Clerk to approve or deny the application. Whenever the City Clerk shall determine that an application for alcoholic beverage license transfer or renewal is complete, the City Clerk shall approve or deny such application. All decisions of the City Clerk shall be reported to the City Council at the next regularly scheduled City Council meeting after such a decision. The City Clerk is also responsible for all processing of business, taxi, snow removal, pawnbroker, child daycare licenses, vendor and short-term rental permits, and public event applications.</p> <p>Please see the attached Clerk Report for the last three weeks. The report has been updated to reflect recent code updates to permits; including Short-Term Rental permits and Commercial Snow Removal permits.</p>				
RECOMMENDED ACTION:				
Council to review the License report.				
RECORD OF COUNCIL ACTION				
MEETING DATE	ACTION			

City Clerk's License Report

Council Meeting: April 27, 2023

Business License Activity

Business Name	Type of Business	Address	New	Close	BL#	Issued
Brok Goul Construction	Marine Contractor	18 Rogers Ln	X		3138	4/19/2023
Mountain Valley Medical Weight Loss	Health Care	207 N 3rd St Ste 1	X		3153	4/19/2023
Timber Trees	Tree Services	506 Wanda Ave	X		3154	4/19/2023

Short-Term Rental Permit Activity

Owner(s)	Rental Address	Local Contact	New	Renewal	Closed	# Bedrooms	Max Occupancy	Parking	Permit #	Issued
Tricia Calles	1607 Davis Ave W141	Doneright Management	x			6	2	2	2861	4/11/2023
Dan Dahl	486 W Timbercrest Loop	Dan Dahl		x		10	4	4	2357	4/11/2023
Michael Edwards	702 Saddlehorn Ln	Doneright Management	x			6	2	2	2859	4/11/2023
Tyler Assmus	1021 Potts Dr	Doneright Management	x			10	4	4	3074	4/11/2023
Donna Batt	701 N Samson	Susanne Klock	x			8	3	3	3080	4/11/2023

The Below STRs have closed

Da Tree Amigos	200 Colorado				x	5	16	5	1010
The Get Away Stay	905 Baycolt				x	3	12	3	1354
Jodee McDowell	604 Whipkey Ln				x	4	8	5	1393
Cabernet Cottage, LLC	208 Thula St				x	3	6	3	1419
MCG Buy	1108 Davis Ave				x	3	10	6	1476
Dalgleish Airbnb	309 Edgewater Circle				x	1	4	1	1495
Heritage House -	626 Syringa Ave				x	3	8	0	1530

City Clerk's License Report

Vacation Rental									
Saweton	701 Kasper St				x	1	2	4	1537
Little Stag Cabin	913 Hayes St				x	2	8	2	1638
Wakild Cabin	924 Strawberry Lane				x	3	12	5	1702
Jerome B. Iverson	239 Pinedale St				x	4	16	4	1770
Schoensee RV Airbnb	1969 Carico Road				x	1	6	2	1780
McCall Basecamp LLC	300 McBride Street				x	1	4	1	1844
404 McGinnis LLC	404 McGinnis St				x	3	6	3	1878
High Altitude Escape	1611 Wood Haven Lane				x	1	3	2	1936
Laura Bridgeman	1630 Davis Ave				x	3	11	3	1941
Moore Residential LLC	818 Reedy Ln				x	4	8	0	2018
Evan Lowe	1405 Divot Ln				x	3	8	3	2063
David Johnson STR	1665 Ginney Way				x	3	6	5	2200
Spring Mountain Cabin	1031 Bitterroot St				x	3	8	0	2218
Mile High Retreat LLC	711 Bridle Path Way				x	3	12	3	2225
Moser Homes LLC	900 Evergreen Dr				x	4	16	4	2229
Island Glow LLC	362 Rio Vista Blvd				x	4	16	4	2230
Angela Stewart	628 Ruby St				x	1	4	1	2231
Premium Rentals LLC	712 Broken Rein Rd				x	5	19	5	2315
Dunn Deal Properties	1630 N Davis Ave				x	2	8	2	2359
Oceania Properties LLC	330 Silverpine Drive				x	2	8	2	2402
Bellinger Real Estate Endeavors	300 McBride Street				x	2	7	2	2436

City Clerk's License Report

Mountain Paradise Condo LLC	304 McBride Street				x	2	5	2	2516
Hale Ku Pono LLC	906 Wildhorse Drive				x	3	12	2	2525
Johnson Vacation Rentals McCall LLC	1235 Bitterroot Drive				x	2	4	2	2580
T&L Homes	1025 Bitterroot Drive				x	4	8	4	2594
Alpine View LLC	616 N 3rd St				x	3	8	3	2622
Idaho Investment Associates	602 Syringa Drive, , McCall, ID, 83638, USA				x	2	4	2	2660
Nazerali Living Trust	300 McBride Street, #305, , McCall, ID, 83638, USA				x	2	8	24	2666
Blue Haze LLC	1108 blue haze way, , mccall, idaho, 83638, usa				x	3	12	3	2672
Alpine Village #205	616 N 3rd St, Unit #205, McCall, ID, 83616, USA				x	3	12	3	2691
Kiva Point, LLC	377 Whitetail Drive, , McCall, ID, 83638, United States				x	6	14	6	2697
Andrea Anderson Real Estate, LLC	1303 Jasper Drive, , McCall, ID, 83638,				x	4	16	4	2731
Schmoeger Rentals	506 2nd Street, , Mccall, Idaho, 83638, US				x	1	4	1	2744
Green Tree Asset Advisory	2008 University Ln				x	4	16	4	2816
K & L Crystal Beach, LLC					x				2872
Park Chalet	609 E. Park Street				x	3	8	3	2880
Scott Ingraham	1630 Davis Avenue 19				x	2	6	2	2935
Brent and Cindy Kowitz	1640 Davis Ave				x	2	6	1	2964
Wildflower	304 McBride St				x	2	6	2	2976

City Clerk's License Report

Mike and Jessica Webster	902 Buckboard Way				x	3	8	3	2995
David and Sheree Johnson	1665 Ginney Way				x	3	8	2	3038
Kristi Booth	1607 Davis Avenue Unit 72				x	2	6	2	3039
Ford Properties & Management, LLC	1513 Louisa Avenue				x	2	6	2	3053

Alcohol License Activity

Business Name	Physical Address	New	Renewal	Closed	BL#	Issued
Mountain Java	501 Pine St	X			2847A	4/14/2023

Catering Permit Activity

Name of Licensee	Event	Location of Event	Day & Date of Event	Time of Event	Revenue
Broken Horn Brewing	McCall Helicopter Tours	336 Deinhard Lane	April 23rd	1:00pm - 6:00pm	\$20

Outdoor Public Events/Vendor Permit Activity

Applicant	Event	Location of Event	Date(s) of Event	Time of Event	Road Closure
No Activity					

Snow Removal Operator Permit Activity

Business Name	Owner	Type of Snow Removal	BL#	Decal Permit Numbers Issued	Denied	Date
No Activity						

Peddler Permit Activity

Applicant	Company Represented	Product Sold	Date(s) Permitted	Permit #	Fees Collected
No Activity					

City Clerk's License Report

Taxi & Commercial Transportation Driver License Activity

Business Name	Driver Name	Address	BL#	City Taxi License #	Denied	Date Approved	License Expires
No Activity							

**McCALL CITY COUNCIL
AGENDA BILL**

216 East Park Street
McCall, Idaho 83638

**Number AB 23-082
Meeting Date April 27, 2023**

AGENDA ITEM INFORMATION				
SUBJECT: <i>Treasurer's Monthly Report as Required by IC 50-208</i>		<i>Department Approvals</i>	<i>Initials</i>	<i>Originator or Supporter</i>
		Mayor / Council		
		City Manager	ABS	
		Clerk		
		Treasurer	RS	Originator
		Community Development		
		Police Department		
		Public Works		
		Golf Course		
		Parks and Recreation		
COST IMPACT:	N/A	Airport		
FUNDING SOURCE:	N/A	Library		
TIMELINE:	Report Only	Information Systems		
		Grant Coordinator		
SUMMARY STATEMENT: Treasurer's report of accounts and activity of office during the month of March 2023 regarding care, management or disposition of moneys, property, or business of the City. Attached is the March 2023 Report				
RECOMMENDED ACTION: The Council shall examine the report and determine whether additional information from the Treasurer is required.				
RECORD OF COUNCIL ACTION				
MEETING DATE	ACTION			

City of McCall, Idaho
 Monthly Financial Dashboard
 Issued on April 14, 2023



Reporting Period: March 2023

Our Investments and Cash...

Balances as of March 2023

General Fund – Cash & Investments

March 2023	\$ 9,628,927
March 2022	\$ 9,338,936
Unavailable Cash Reserves	\$ 1,580,330
Restricted Cash - Franchise Fees	\$ 1,536,505
Available Cash	\$ 6,512,092

Streets Fund - Cash & Investments

March 2023	\$ 1,812,360
March 2022	\$ 1,868,170
Unavailable Cash Reserves	\$ 449,914
Available Cash	\$ 1,362,446

Library Fund - Cash & Investments

March 2023	\$ 1,523,947
March 2022	\$ 1,539,598
Unavailable Cash Reserves	\$ 111,254
Restricted Cash - Bldg Fund	\$ 1,057,637
Available Cash	\$ 355,057

Recreation Fund - Cash & Investments

March 2023	\$ 291,219
March 2022	\$ 263,590
Unavailable Cash Reserves	\$ 236,870
Available Cash	\$ 54,349

Airport Fund - Cash & Investments

March 2023	\$ 873,158
March 2022	\$ 896,131
Unavailable Cash Reserves	\$ 75,387
Available Cash	\$ 797,771

Capital Projects Fund-Cash & Investments

March 2023	\$ 80,409
March 2022	\$ 79,904

Local Option Tax - Cash & Investments

March 2023	\$ 4,560,610
March 2022	\$ 4,597,758
Available Cash	\$ (37,148)

Major Fund Cash Flows...

<u>General Fund Revenues and Expense</u>	<u>As % of Budget</u>	<u>As % of FY18-FY22 Avg. Actual</u>
Fiscal Year 2023 Budget	\$ 13,994,726	
Revenues to Date	\$ 5,316,602	37.99%
Expenditures to Date	\$ 4,228,524	30.22%
Revenues over Expenditures	\$ 1,088,078	
 <u>Street Fund Revenues and Expenditures</u>		
Fiscal Year 2023 Budget	\$ 2,937,601	
Revenues to Date	\$ 1,751,576	59.63%
Expenditures to Date	\$ 1,423,697	48.46%
Revenues over Expenditures	\$ 327,879	
 <u>Library Fund Revenues and Expenditures</u>		
Fiscal Year 2023 Budget	\$ 1,212,393	
Revenues to Date	\$ 649,792	53.60%
Expenditures to Date	\$ 381,058	31.43%
Revenues over Expenditures	\$ 268,734	
 <u>Recreation Fund Revenues and Expenditures</u>		
Fiscal Year 2023 Budget	\$ 2,096,971	
Revenues to Date	\$ 1,338,100	63.81%
Expenditures to Date	\$ 1,013,364	48.33%
Revenues over Expenditures	\$ 324,736	
 <u>Airport Fund Revenues and Expenditures</u>		
Fiscal Year 2023 Budget	\$ 1,868,468	
Revenues to Date	\$ 806,306	43.15%
Expenditures to Date	\$ 761,356	40.75%
Revenues over Expenditures	\$ 44,950	
 <u>Local Option Tax - Streets Fund Revenues and Expenditures</u>		
Fiscal Year 2023 Budget	\$ 6,321,509	
Revenues to Date	\$ 1,483,209	23.46%
Expenditures to Date	\$ 805,697	12.75%
Revenues over Expenditures	\$ 677,511	
 <u>Water Fund Revenues and Expenditures</u>		
Fiscal Year 2023 Budget	\$ 8,411,637	
Revenues to Date	\$ 2,146,139	25.51%
Expenditures to Date	\$ 2,132,671	25.35%
Revenues over Expenditures	\$ 13,468	

City of McCall, Idaho
 Monthly Financial Dashboard
 Issued on April 14, 2023



Reporting Period: March 2023

Specific Revenue Collections at a Glance...

		As % of <u>Budget</u>	As % of FY18- <u>FY22 Avg.</u>
<u>Property Tax Collection</u>			
Fiscal Year 2023 Budget	\$ 7,280,828		
Revenues to Date	\$ 4,901,942	67.33%	78.86%
<u>State Shared Revenue Collection</u>			
Fiscal Year 2023 Budget	\$ 1,295,547		
Revenues to Date	\$ 351,522	27.13%	31.48%
<u>Building Permit Revenue Collection</u>			
Fiscal Year 2023 Budget	\$ 563,427		
Revenues to Date	\$ 145,148	25.76%	28.91%
<u>Local Option Tax - Tourism Revenue Collection</u>			
Fiscal Year 2023 Budget	\$ 1,608,081		
Revenues to Date	\$ 480,091	29.85%	77.60%
<u>Local Option Tax - Streets Revenue Collection*</u>			
Fiscal Year 2023 Budget	\$ 3,114,500		
Revenues to Date	\$ 1,401,833	45.01%	58.70%

**New Tax and Fund as of January 1, 2016 (percent avg. is 2 year comparison)*

Our Investments and Cash... ^{cont'd}

Balances as of March 2023

Golf Fund - Cash & Investments

March 2023	\$ 731,607
March 2022	\$ 792,602
Unavailable Cash Reserves	\$ 205,110
Available Cash	\$ 526,497

Water Fund - Cash & Investments

March 2023	\$ 6,814,937
March 2022	\$ 7,209,412
Unavailable Cash Reserves	\$ 515,500
Restricted Cash - DEQ Loan Reserve	\$ 401,713
Available Cash	\$ 5,897,725

City of McCall, Idaho
 Monthly Financial Dashboard
 Issued on April 14, 2023



Reporting Period: March 2023

Our Cash Flows Prior Year Comparison

March 2023			March 2022		
<u>General Fund</u>		Percentage	<u>General Fund</u>		Percentage
Fiscal Year 2023 Budget	\$ 13,994,726		Fiscal Year 2022 Budget	\$ 12,022,989	
Revenues to Date	\$ 5,316,602	37.99%	Revenues to Date	\$ 4,515,904	37.56%
Expenditures to Date	\$ 4,228,524	30.22%	Expenditures to Date	\$ 3,480,683	28.95%
Revenues over Expenditures	\$ 1,088,078		Revenues over Expenditures	\$ 1,035,221	
<u>Streets Fund</u>			<u>Streets Fund</u>		
Fiscal Year 2023 Budget	\$ 2,937,601		Fiscal Year 2022 Budget	\$ 3,113,593	
Revenues to Date	\$ 1,751,576	59.63%	Revenues to Date	\$ 1,607,885	51.64%
Expenditures to Date	\$ 1,423,697	48.46%	Expenditures to Date	\$ 1,329,021	42.68%
Revenues over Expenditures	\$ 327,879		Revenues over Expenditures	\$ 278,863	
<u>Library Fund</u>			<u>Library Fund</u>		
Fiscal Year 2023 Budget	\$ 1,212,393		Fiscal Year 2022 Budget	\$ 6,005,002	
Revenues to Date	\$ 649,792	53.60%	Revenues to Date	\$ 639,587	10.65%
Expenditures to Date	\$ 381,058	31.43%	Expenditures to Date	\$ 324,459	5.40%
Revenues over Expenditures	\$ 268,734		Revenues over Expenditures	\$ 315,127	
<u>Recreation Fund</u>			<u>Recreation Fund</u>		
Fiscal Year 2023 Budget	\$ 2,096,971		Fiscal Year 2022 Budget	\$ 4,177,610	
Revenues to Date	\$ 1,338,100	63.81%	Revenues to Date	\$ 727,208	17.41%
Expenditures to Date	\$ 1,013,364	48.33%	Expenditures to Date	\$ 937,610	22.44%
Revenues over Expenditures	\$ 324,736		Revenues over Expenditures	\$ (210,402)	
<u>Airport Fund</u>			<u>Airport Fund</u>		
Fiscal Year 2023 Budget	\$ 1,868,468		Fiscal Year 2022 Budget	\$ 2,701,319	
Revenues to Date	\$ 806,306	43.15%	Revenues to Date	\$ 805,559	29.82%
Expenditures to Date	\$ 761,356	40.75%	Expenditures to Date	\$ 725,314	26.85%
Revenues over Expenditures	\$ 44,950		Revenues over Expenditures	\$ 80,245	
<u>Local Option Tax (Streets) Fund</u>			<u>Local Option Tax (Streets) Fund</u>		
Fiscal Year 2023 Budget	\$ 6,321,509		Fiscal Year 2022 Budget	\$ 4,569,926	
Revenues to Date	\$ 1,483,209	23.46%	Revenues to Date	\$ 1,479,352	32.37%
Expenditures to Date	\$ 805,697	12.75%	Expenditures to Date	\$ 805,587	17.63%
Revenues over Expenditures	\$ 677,511		Revenues over Expenditures	\$ 673,765	
<u>Golf Fund</u>			<u>Golf Fund</u>		
Fiscal Year 2023 Budget	\$ 2,774,126		Fiscal Year 2022 Budget	\$ 1,260,675	
Revenues to Date	\$ 351,116	12.66%	Revenues to Date	\$ 249,897	19.82%
Expenditures to Date	\$ 729,041	26.28%	Expenditures to Date	\$ 666,994	52.91%
Revenues over Expenditures	\$ (377,925)		Revenues over Expenditures	\$ (417,097)	
<u>Water Fund</u>			<u>Water Fund</u>		
Fiscal Year 2023 Budget	\$ 8,411,637		Fiscal Year 2022 Budget	\$ 3,571,594	
Revenues to Date	\$ 2,146,139	25.51%	Revenues to Date	\$ 2,080,352	58.25%
Expenditures to Date	\$ 2,132,671	25.35%	Expenditures to Date	\$ 1,679,865	47.03%
Revenues over Expenditures	\$ 13,468		Revenues over Expenditures	\$ 400,487	

**McCALL CITY COUNCIL
AGENDA BILL**

216 East Park Street
McCall, Idaho 83638

**Number
Meeting Date**

**AB 23-083
April 27, 2023**

AGENDA ITEM INFORMATION				
SUBJECT:		<i>Department Approvals</i>	<i>Initials</i>	<i>Originator or Supporter</i>
Treasurer's FY22 4th Quarter Report as Required by IC 50-208		Mayor / Council		
		City Manager	ABS	
		Clerk		
		Treasurer	JS	Originator
		Community Development		
		Police Department		
		Public Works		
		Golf Course		
		COST IMPACT:	N/A	Parks and Recreation
FUNDING SOURCE:	N/A	Airport		
		Library		
TIMELINE:	Report Only	Information Systems		
		Grant Coordinator		
SUMMARY STATEMENT:				
Treasurer's quarterly report of accounts and activity of office during the months of July, August, and September 2022 regarding care, management, or disposition of moneys, property, or business of the City.				
Attachment: FY22 4th Quarter Treasurer's Report				
RECOMMENDED ACTION:				
The Council shall examine the report and determine whether additional information from the Treasurer is required.				
RECORD OF COUNCIL ACTION				
MEETING DATE	ACTION			

CITY OF MCCALL
TREASURER'S QUARTERLY FINANCIAL REPORT
QUARTER ENDED SEPTEMBER 30, 2022

GENERAL FUND	YEAR TO DATE	BUDGET	% BUDGET
BEGINNING BALANCE:	7,778,835.78		
RECEIPTS:	8,773,130.31	12,022,989.00	73.0
EXPENDITURES:			
PERSONNEL SERVICE	3,408,859.62	3,654,872.00	93.3
OTHER SERVICES	3,442,648.22	7,220,992.00	47.7
CAPITAL OUTLAY	1,270,482.24	1,147,125.00	110.8
	8,121,990.08	12,022,989.00	67.6
ENDING BALANCE	8,429,976.01		
PUBLIC WORKS & STREETS FUND	YEAR TO DATE	BUDGET	% BUDGET
BEGINNING BALANCE:	1,604,710.92		
RECEIPTS:	2,389,486.72	3,113,593.00	76.7
EXPENDITURES:			
PERSONNEL SERVICE	1,039,366.79	1,232,812.00	84.3
OTHER SERVICES	899,961.24	978,727.00	92.0
CAPITAL OUTLAY	410,852.45	902,054.00	45.6
	2,350,180.48	3,113,593.00	75.5
ENDING BALANCE	1,644,017.16		
LIBRARY FUND	YEAR TO DATE	BUDGET	% BUDGET
BEGINNING BALANCE:	1,027,081.80		
RECEIPTS:	1,126,016.84	6,005,002.00	18.8
EXPENDITURES:			
PERSONNEL SERVICE	304,265.53	304,428.00	100.0
OTHER SERVICES	428,021.81	771,471.00	55.5
CAPITAL OUTLAY	619,587.11	4,929,103.00	12.6
	1,351,874.45	6,005,002.00	22.5
ENDING BALANCE	801,224.19		
RECREATION FUND	YEAR TO DATE	BUDGET	% BUDGET
BEGINNING BALANCE:	517,907.79		
RECEIPTS:	2,701,943.90	4,177,610.00	64.7
EXPENDITURES:			
PERSONNEL SERVICE	760,531.11	760,969.00	99.9
OTHER SERVICES	760,164.71	1,664,102.00	45.7
CAPITAL OUTLAY	2,038,722.64	1,752,539.00	116.3
	3,559,418.46	4,177,610.00	85.2
ENDING BALANCE	(339,566.77)		
AIRPORT FUND	YEAR TO DATE	BUDGET	% BUDGET
BEGINNING BALANCE:	1,013,224.19		
RECEIPTS:	2,289,398.94	2,701,319.00	84.8
EXPENDITURES:			
PERSONNEL SERVICE	170,026.39	195,530.00	87.0
OTHER SERVICES	158,885.42	163,662.00	97.1
CAPITAL OUTLAY	2,098,408.49	2,342,127.00	89.6
	2,427,320.30	2,701,319.00	89.9
ENDING BALANCE	875,302.83		
CAPITAL PROJECTS FUND	YEAR TO DATE	BUDGET	% BUDGET
BEGINNING BALANCE:	76,859.72		
RECEIPTS:	1,203.92	.00	.0
EXPENDITURES:			
	.00	.00	.0
ENDING BALANCE	78,063.64		

CITY OF MCCALL
TREASURER'S QUARTERLY FINANCIAL REPORT
QUARTER ENDED SEPTEMBER 30, 2022

LOCAL OPTION TAX FUND	YEAR TO DATE	BUDGET	% BUDGET
BEGINNING BALANCE:	1,856,830.27		
RECEIPTS:	3,273,640.76	4,569,926.00	71.6
EXPENDITURES:			
PERSONNEL SERVICE	72,776.89	75,206.00	96.8
OTHER SERVICES	712,213.52	713,534.00	99.8
CAPITAL OUTLAY	331,773.61	3,781,186.00	8.8
	1,116,764.02	4,569,926.00	24.4
ENDING BALANCE	4,013,707.01		
LIBRARY CONSTRUCTION FUND	YEAR TO DATE	BUDGET	% BUDGET
RECEIPTS:	42,884.46	.00	.0
EXPENDITURES:			
CAPITAL OUTLAY	42,884.46	.00	.0
	42,884.46	.00	.0
GEN OBLIG DEBT SERVICE FUND	YEAR TO DATE	BUDGET	% BUDGET
BEGINNING BALANCE:	4,209,962.11		
RECEIPTS:	304,259.50	276,000.00	110.2
EXPENDITURES:			
OTHER SERVICES	1,500.00	.00	.0
CAPITAL OUTLAY	239,755.55	276,000.00	86.9
	241,255.55	276,000.00	87.4
ENDING BALANCE	4,272,966.06		
GOLF FUND	YEAR TO DATE	BUDGET	% BUDGET
BEGINNING BALANCE:	3,186,119.81		
RECEIPTS:	1,461,306.35	1,260,675.00	115.9
EXPENDITURES:			
PERSONNEL SERVICE	475,116.15	479,908.00	99.0
OTHER SERVICES	622,784.11	567,548.00	109.7
CAPITAL OUTLAY	1,834.13	213,219.00	.9
	1,099,734.39	1,260,675.00	87.2
ENDING BALANCE	3,547,691.77		
WATER FUND	YEAR TO DATE	BUDGET	% BUDGET
BEGINNING BALANCE:	23,705,874.00		
RECEIPTS:	4,292,042.09	3,571,594.00	120.2
EXPENDITURES:			
PERSONNEL SERVICE	806,021.87	729,321.00	110.5
OTHER SERVICES	1,915,480.66	1,297,264.00	147.7
CAPITAL OUTLAY	16,171.88	1,545,009.00	1.1
	2,737,674.41	3,571,594.00	76.7
ENDING BALANCE	25,260,241.68		
URBAN RENEWAL AGENCY FUND	YEAR TO DATE	BUDGET	% BUDGET
BEGINNING BALANCE:	1,377,679.76		
RECEIPTS:	11,274.85	567,643.00	2.0
EXPENDITURES:			
OTHER SERVICES	1,393,567.15	562,643.00	247.7
CAPITAL OUTLAY	5,000.00	5,000.00	100.0
	1,398,567.15	567,643.00	246.4
ENDING BALANCE	(9,612.54)		

CITY OF MCCALL
TREASURER'S QUARTERLY FINANCIAL REPORT
QUARTER ENDED SEPTEMBER 30, 2022

DT W URBAN RENEWAL PRJ.	YEAR TO DATE	BUDGET	% BUDGET
BEGINNING BALANCE:	85,589.38		
RECEIPTS:	154,981.13	101,500.00	152.7
EXPENDITURES:			
OTHER SERVICES	8,264.65	101,500.00	8.1
	8,264.65	101,500.00	8.1
ENDING BALANCE	232,305.86		

"CITIZENS ARE INVITED TO INSPECT THE DETAILED SUPPORTING RECORDS OF THE ABOVE FINANCIAL STATEMENT" (ID CODE 50-1011)
LINDA STOKES - CITY TREASURER

**McCALL CITY COUNCIL
AGENDA BILL**

216 East Park Street
McCall, Idaho 83638

Number AB 23-084
Meeting Date April 27, 2023

AGENDA ITEM INFORMATION				
SUBJECT:		<i>Department Approvals</i>	<i>Initials</i>	<i>Originator or Supporter</i>
Treasurer's FY23 2nd Quarter Report as Required by IC 50-208		Mayor / Council		
		City Manager	ABS	
		Clerk		
		Treasurer	ABS	Originator
		Community Development		
		Police Department		
		Public Works		
		Golf Course		
		COST IMPACT:	N/A	Parks and Recreation
FUNDING SOURCE:	N/A	Airport		
TIMELINE:	Report Only	Library		
		Information Systems		
		Grant Coordinator		
SUMMARY STATEMENT:				
Treasurer's quarterly report of accounts and activity of office during the months of January, February, and March 2023 regarding care, management, or disposition of moneys, property, or business of the City.				
Attachment: FY23 2nd Quarter Treasurer's Report				
RECOMMENDED ACTION:				
The Council shall examine the report and determine whether additional information from the Treasurer is required.				
RECORD OF COUNCIL ACTION				
MEETING DATE	ACTION			

CITY OF MCCALL
TREASURER'S QUARTERLY FINANCIAL REPORT
QUARTER ENDED MARCH 31, 2023

GENERAL FUND	YEAR TO DATE	BUDGET	% BUDGET
BEGINNING BALANCE:	8,429,976.01		
RECEIPTS:	4,515,903.61	13,994,726.00	32.3
EXPENDITURES:			
PERSONNEL SERVICE	1,789,924.23	3,914,711.00	45.7
OTHER SERVICES	1,601,877.43	6,287,324.00	25.5
CAPITAL OUTLAY	88,881.28	3,792,691.00	2.3
	3,480,682.94	13,994,726.00	24.9
ENDING BALANCE	9,465,196.68		
PUBLIC WORKS & STREETS FUND	YEAR TO DATE	BUDGET	% BUDGET
BEGINNING BALANCE:	1,644,017.16		
RECEIPTS:	1,607,884.58	2,937,601.00	54.7
EXPENDITURES:			
PERSONNEL SERVICE	637,667.21	1,439,130.00	44.3
OTHER SERVICES	407,767.56	844,345.00	48.3
CAPITAL OUTLAY	283,586.45	654,126.00	43.4
	1,329,021.22	2,937,601.00	45.2
ENDING BALANCE	1,922,880.52		
LIBRARY FUND	YEAR TO DATE	BUDGET	% BUDGET
BEGINNING BALANCE:	801,224.19		
RECEIPTS:	639,586.75	1,212,393.00	52.8
EXPENDITURES:			
PERSONNEL SERVICE	175,300.14	353,514.00	49.6
OTHER SERVICES	149,159.23	858,879.00	17.4
	324,459.37	1,212,393.00	26.8
ENDING BALANCE	1,116,351.57		
RECREATION FUND	YEAR TO DATE	BUDGET	% BUDGET
BEGINNING BALANCE:	(339,566.77)		
RECEIPTS:	727,207.75	2,096,971.00	34.7
EXPENDITURES:			
PERSONNEL SERVICE	411,930.47	856,797.00	48.1
OTHER SERVICES	323,077.11	1,140,174.00	28.3
CAPITAL OUTLAY	202,601.92	100,000.00	202.6
	937,609.50	2,096,971.00	44.7
ENDING BALANCE	(549,968.52)		
AIRPORT FUND	YEAR TO DATE	BUDGET	% BUDGET
BEGINNING BALANCE:	875,302.83		
RECEIPTS:	805,559.28	1,868,468.00	43.1
EXPENDITURES:			
PERSONNEL SERVICE	98,203.56	208,239.00	47.2
OTHER SERVICES	416,218.70	360,229.00	115.5
CAPITAL OUTLAY	210,892.07	1,300,000.00	16.2
	725,314.33	1,868,468.00	38.8
ENDING BALANCE	955,547.78		
CAPITAL PROJECTS FUND	YEAR TO DATE	BUDGET	% BUDGET
BEGINNING BALANCE:	78,063.64		
RECEIPTS:	1,841.01	.00	.0
EXPENDITURES:			
	.00	.00	.0
ENDING BALANCE	79,904.65		

CITY OF MCCALL
TREASURER'S QUARTERLY FINANCIAL REPORT
QUARTER ENDED MARCH 31, 2023

LOCAL OPTION TAX FUND	YEAR TO DATE	BUDGET	% BUDGET
BEGINNING BALANCE:	4,013,707.01		
RECEIPTS:	1,479,352.42	6,321,509.00	23.4
EXPENDITURES:			
PERSONNEL SERVICE	37,141.56	83,647.00	44.4
OTHER SERVICES	739,276.90	1,609,650.00	45.9
CAPITAL OUTLAY	29,168.95	4,628,212.00	.6
	805,587.41	6,321,509.00	12.7
ENDING BALANCE	4,687,472.02		
LIBRARY CONSTRUCTION FUND	YEAR TO DATE	BUDGET	% BUDGET
RECEIPTS:	4,354,623.92	8,091,896.00	53.8
EXPENDITURES:			
CAPITAL OUTLAY	630,018.60	8,091,896.00	7.8
	630,018.60	8,091,896.00	7.8
ENDING BALANCE	3,724,605.32		
GEN OBLIG DEBT SERVICE FUND	YEAR TO DATE	BUDGET	% BUDGET
BEGINNING BALANCE:	4,272,966.06		
RECEIPTS:	217,440.19	4,457,000.00	4.9
EXPENDITURES:			
OTHER SERVICES	4,272,563.33	4,200,000.00	101.7
CAPITAL OUTLAY	61,000.00	257,000.00	23.7
	4,333,563.33	4,457,000.00	97.2
ENDING BALANCE	156,842.92		
GOLF FUND	YEAR TO DATE	BUDGET	% BUDGET
BEGINNING BALANCE:	3,547,691.77		
RECEIPTS:	249,897.43	2,774,126.00	9.0
EXPENDITURES:			
PERSONNEL SERVICE	242,877.57	885,055.00	27.4
OTHER SERVICES	587,514.08	1,310,164.00	44.8
CAPITAL OUTLAY	18,293.66	578,907.00	3.2
	848,685.31	2,774,126.00	30.6
ENDING BALANCE	2,948,903.89		
WATER FUND	YEAR TO DATE	BUDGET	% BUDGET
BEGINNING BALANCE:	25,260,241.68		
RECEIPTS:	2,080,352.14	8,411,637.00	24.7
EXPENDITURES:			
PERSONNEL SERVICE	407,577.59	918,151.00	44.4
OTHER SERVICES	838,036.14	2,292,586.00	36.6
CAPITAL OUTLAY	434,251.26	5,200,900.00	8.4
	1,679,864.99	8,411,637.00	20.0
ENDING BALANCE	25,660,728.83		
DT W URBAN RENEWAL PRJ.	YEAR TO DATE	BUDGET	% BUDGET
BEGINNING BALANCE:	222,693.32		
RECEIPTS:	187,682.85	191,000.00	98.3
EXPENDITURES:			
OTHER SERVICES	4,835.92	191,000.00	2.5
	4,835.92	191,000.00	2.5
ENDING BALANCE	405,540.25		

"CITIZENS ARE INVITED TO INSPECT THE DETAILED SUPPORTING RECORDS OF THE ABOVE FINANCIAL STATEMENT" (ID CODE 50-1011)
LINDA STOKES - CITY TREASURER

**McCALL CITY COUNCIL
AGENDA BILL**

216 East Park Street
McCall, Idaho 83638

**Number AB 23-090
Meeting Date April 27, 2023**

AGENDA ITEM INFORMATION				
SUBJECT:		<i>Department Approvals</i>	<i>Initials</i>	<i>Originator or Supporter</i>
Wildlife Public Engagement and Education Plan and Direction to Staff		Mayor / Council		
		City Manager	ABS	
		Clerk		
		Treasurer		
		Community Development		
		Police Department		
		Public Works		
		Golf Course		
		COST IMPACT:	n/a	Parks and Recreation
FUNDING SOURCE:	n/a	Airport		
		Library		
TIMELINE:	n/a	Information Systems		
		Communications	EG	Originator
SUMMARY STATEMENT:				
<p>On April 13th, 2023, Council gave staff direction to develop a plan for a community conversation surrounding the concept of a possible wildlife ordinance in the City of McCall. Erin Greaves, Communications Manager, will present a public outreach and education plan that will include details of that community meeting as well as expected next steps in the process.</p> <p>Attached is a memo from Communications Manager Erin Greaves.</p>				
RECOMMENDED ACTION:				
Direction to Staff				
RECORD OF COUNCIL ACTION				
MEETING DATE	ACTION			



MEMORANDUM

TO: McCall City Council
FROM: Erin Greaves, Communications Manager
DATE: 4.20.2023
RE: Wildlife Public Engagement and Education

On April 13th, Council gave staff direction to develop a plan for a community conversation surrounding the concept of a possible wildlife ordinance in the City of McCall. Erin Greaves, Communications Manager has developed a multi-step public outreach and education plan. Council asked for an opportunity for meaningful conversation, educational data from professionals in the field of wildlife, a collection of data to gauge the sentiments of the community regarding a wildlife ordinance, as well as best practices and information from other communities in similar circumstance.

Community Conversation Event:

City of McCall will host an event on May 4th at 5:30pm in a location TBD. The event will offer thoughtful conversation prompts as well as interaction with other specialists.

Community Survey:

A survey with similar open-ended questions will be extended to the entire community to gather information from those not able to attend the public community conversation event.

Wildlife Data:

In lieu of a Wildlife impact study, a selection of already produced articles, whitepapers and comments will be provided to Council as background.

Community Data Matrix:

Staff will collect and provide a matrix that will show data collected from other cities and counties that outlines their wildlife issues as they apply. It will describe steps taken, outcomes achieved, and times lines where applicable.

**McCALL CITY COUNCIL
AGENDA BILL**

216 East Park Street
McCall, Idaho 83638

Number AB 23-088
Meeting Date April 27, 2023

AGENDA ITEM INFORMATION				
SUBJECT:		<i>Department Approvals</i>	<i>Initials</i>	<i>Originator or Supporter</i>
<i>Captain Ryan Garber, McCall Fire and EMS, will give an update to Council regarding the Fire Inspection Process for Short-Term Rentals and ask for Direction from Council re Sleeping Areas</i>		Mayor / Council		
		City Manager	ABG	
		Clerk	EW	Originator
		Treasurer		
		Community Development		
		Police Department		
		Public Works		
		Golf Course		
COST IMPACT:		Parks and Recreation		
FUNDING SOURCE:		Airport		
		Library		
TIMELINE:		Information Systems		
		Grant Coordinator		
SUMMARY STATEMENT:				
<p>Captain Ryan Garber, Fire Prevention / Code Enforcement, McCall Fire & EMS performs the fire inspection of all Short-term Rentals (STR). Captain Garber will present the numbers to date of inspection and of those inspections how many have passed and how many have failed the inspection. He will discuss the primary failure points including windows and egress issues. Amanda Payne, the City’s LOT and STR Compliance Administrator, will also be available should the Council have any questions regarding the City’s process related to the STR permitting process.</p> <p>Captain Garber will present three questions for Council to give direction on what to do with rooms that have been used by the owner as a sleeping space but don't meet code:</p> <ol style="list-style-type: none"> 1. Do we require them to remove all sleeping items? 2. Can they just lock the door? 3. Do they need to make it known in their listing that those spaces are not to be used for sleeping? 				
RECOMMENDED ACTION:				
Council Direction regarding clarification of sleeping areas				
RECORD OF COUNCIL ACTION				
MEETING DATE	ACTION			

CITY COUNCIL STR BRIEFING

APRIL 27th, 2023

Number of inspections complete since March 13th = 21*

Number of inspections passed = 3*

Approximate number with windows that do not meet code = 13

Number of scheduled phone calls to answer questions = 26*

*as of 4/21/23

Much of the workload to date has been education.

- Social Media
- New documents
- Pre-inspections and phone calls

What's causing the failures:

- Not having the right items
 - Fire extinguishers not mounted correctly
 - No egress lighting
 - Smoke/Co detectors – not interconnected
 - Posted notice not complete. Some are still using the old version. The new one is on the city's website.
- Emergency escape and rescue openings
 - Using a space not originally designed for sleeping
 - Rooms with inadequate escape and rescue openings
 - Sill heights too high
 - Net clear openings too small

Biggest annoyance to homeowners – fire extinguishers mounted in visible locations

Major concerns from a fire safety standpoint:

1. Sleeping rooms without egress (Aspen Village Condos, McBride Condos, others)
 - Big expense to homeowner if even possible
2. Inadequate detectors
 - a. Expired
 - b. Not interconnected
 - c. No CO or Explosive gas detector (Propane)
 - Easy to remedy, low cost
3. Escape openings incorrect size
 - a. Some only require replacing the window with different style
 - b. Some require larger opening or lower sill height.
 - Expensive to remedy

Repercussions of inadequate window size:

Some owners have already started replacing windows that do not meet escape opening standards

Some will not be used as STRs because of the window issue.

At least one has stated he may have to sell.

12 of 48 is 25%

If there are 500 STRs in McCall City limits, then approximately 125 will have to replace windows to meet the escape opening requirements.

Example: one bedroom condo on VRBO with no escape openings:

<https://www.vrbo.com/9641141ha?noDates=true&unitId=8723393>

Example: basement window adequate escape and rescue opening:



The measurements for egress windows have been the same since 1979. Why are so many not meeting the requirements?

- Homes older than 1979
- Smaller windows were installed in rooms not intended initially for sleeping. Ex an office room.
- Lack of code enforcement?

City Council Awareness

MFPD wants to make sure the Council is aware of the impacts of the emergency escape and rescue opening requirements to owners.

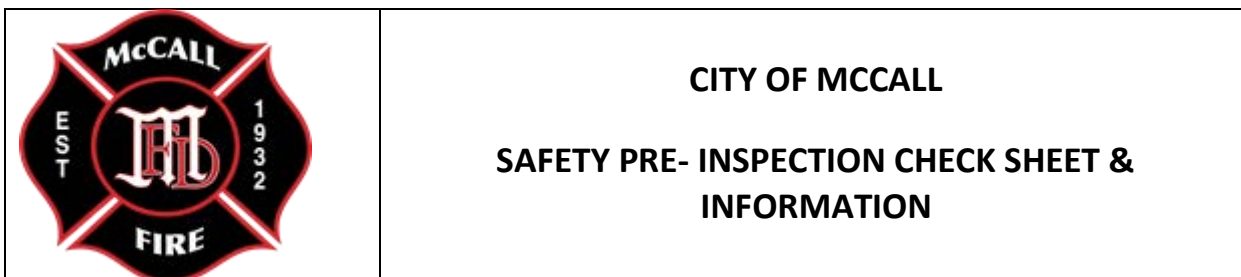
City staff and MFPD are in alignment that the standards for the emergency escape and rescue opening listed in the International Residential Code are the minimum acceptable standards for all sleeping spaces.

What we are doing to address these issues:

1. For areas that aren't lockable such as lofts, we will suggest that they remove all beds and means of sleeping and the area must be clearly posted that these area is not to be used for sleeping.
2. Rooms that can be isolated must be locked and made unusable if they want to leave the beds. If they remove the beds it should be posted that this is not a sleeping area
3. Suggest adding these "not for sleeping" areas to their listing rules which guests would acknowledge when booking.
4. Need to adjust listing to reflect the correct number of bedrooms.

Problem:

- Owners can potentially just move furniture back into the space. Which is why a big part of the focus is education.



HOW WILL THIS FORM BENEFIT ME?

This document is for the sole use of the business owner/manager/occupant and/or their representative to enhance fire and life safety regarding their property being used as a short-term rental (STR). This pre-inspection check list contains the same 24 items that will be looked at during the Safety inspection. You may use this checklist when performing your own “pre-inspection” prior to Fire District personnel arriving for their annual STR inspection. Going through each item pre-inspection can help save time and reduce interruptions to owners and occupants.

Explanations of many of the inspection items are included. Some items below may not apply to all occupancies. Please take the time to look at each item to ensure compliance prior to your inspection. If you have questions, please schedule a time to talk or call (208) 634-4306 and leave a message for Captain Ryan Garber.

PROPERTY ACCESS

These checklist items are included so Fire and EMS can get to you quickly in the event of an emergency.

1. **The STR must be numbered in accordance with the city of McCall’s Road Naming and Site Addressing Standards.**
2. **Clear Access for emergency vehicles to park within fifty feet (50’) of the main entrance to the short-term rental unit shall be provided.**
3. **Access to the main entrance must be free of any obstructions and any steps, stairs, landings, handrails, or guardrails must be in satisfactory condition.**
4. **All egress passages (windows, doors, walkways) must be free from obstructions, including snow, year around.**

PROPERTY EGRESS

These checklist items are included so you or your guests can exit the building quickly and easily should there be a fire or other emergency.

5. All exit doors must be openable from the inside by a single motion, no key or special knowledge required
6. All egress pathways must have emergency illumination capable of illuminating the path in the event of a power outage from bedrooms to main exit(s).
 - Lots of questions on egress lighting
7. All sleeping areas must contain an emergency escape and rescue opening installed in accordance with the most recently adopted version of the International Residential Code.
 - All the sleeping rooms must have windows that are at least 24" high, 20" wide, and have a sill height of no higher than 44" above the floor?
 - See appendix for additional information
 - This one will likely be the costliest one for homeowners whose homes don't meet the standard.
8. Sleeping rooms located more than 16 feet above the finished exterior grade must be equipped with an emergency egress ladder. Ladders must be able to be affixed with hooks to a windowsill / retractable and stowed near the inside of the window. A sign on the wall shall indicate where the "emergency ladder" is located.
 - 16 Ft or above escape ladders are required. I recommend if you wouldn't want to jump or have your loved ones jump then have a ladder available.
9. Every room intended for sleeping purposes must be equipped with interconnected smoke alarms installed in accordance with IRC section 314. Carbon monoxide detectors and smoke detectors shall be "interconnected" (if one detector gets activated/triggered, all smoke and CO detectors must go off) alarms must be installed in accordance with IRC 315 (in each sleeping room, in hallways near sleeping rooms, and at the top of all stairwells). Smoke and carbon monoxide alarms shall be installed per current code regardless of the age of the structure. Such devices are permitted to be installed in accordance with the exceptions to hardwiring. Interconnection can be achieved by installing wireless or Bluetooth detectors that do not require re-wiring (plug and play).

- Many homes need upgrading of their detectors.

HAZARD DETECTION AND PREVENTION

These checklist items are included to prevent hazards or minimize their impact in the event they should occur.

10. **At least (1) 5lb ABC portable fire extinguisher must be mounted on each floor, in a conspicuous, unobstructed, unobscured location, which shall be hung between four and five feet above the floor and no further than 75 feet to any point on the floor. Extinguishers older than one year old must be serviced and service tagged annually by an approved company.**

- Many do not want to have an extinguisher in a conspicuous spot.

11. **Combustible materials must not stored near fuel fired heating equipment, or in special rooms containing fuel fire equipment.**
12. **Proof of cleaning of woodstove and fireplace chimneys within the previous 365 days prior to the fire, health, and safety inspection must be documented.**

- Owner attestation in writing is sufficient if they've cleaned it themselves.

13. **A metal ash bucket and lid must be provided near any woodstove or fireplace with explicit instructions that no ash shall be dumped in trashcans or dumpsters.**
14. **Specific instructions must be posted near any wood burning appliance explaining the proper use of the appliance.**

- Many owners do not want guests to use their wood burning appliance

15. **Any exterior recreational fire pit or containment structure must be permanently constructed, or a listed commercial product designed for burning wood or propane, no more than three feet in diameter, clear of any combustible material, and a water supply must be made available for proper extinguishment.**

16. **Roofing on the structure must be Class B or higher fire-retardant roofing.**

17. **All electrical, mechanical, and plumbing systems must be installed and maintained properly and free from any hazards.**

18. **Proof of service to LPG furnace systems by a professional within 365 days prior to the fire, health and safety inspection must be documented. Proof of service to electric**

furnace systems by a professional within the previous three years prior to the fire, health and safety inspection must be documented.

19. An approved heat source must be installed that can heat the home to a temperature of 68 degrees at a point 3 feet above the floor. No portable heaters shall be permitted.
20. Propane tanks must be kept clear of snow in the winter months for emergencies.
21. Propane tank and second stage regulator protection must meet current city standards. A combustible gas detector must be present in any residence where propane is used as a fuel source.

□ More homes need combustible gas detectors.

22. No temporary wiring shall be permitted.
23. For all occupancies that have an automatic fire sprinkler system, or a monitored fire alarm system, proof of annual inspection within the previous 365 days must be provided.
24. A notice of the following information must be posted in a conspicuous location within the short-term rental unit: (1) the use restrictions (maximum occupancy, number and location of parking spaces, restrictions on parking, solid waste collection, quiet hours and noise restrictions, outdoor activity), (2) emergency exiting plan, (3) instructions for the proper disposal of fireplace or woodstove ash including the prohibition on dumping fireplace ash in trashcans or dumpsters; and the (4) name and phone number of local representative and/or property owner that can be reached on a 24 hour basis in case of emergency and McCall city emergency response phone number (911).

- Many postings don't have all these required items

EMERGENCY ESCAPE AND RESCUE OPENING

R310.2.1 Minimum opening area.

Emergency escape and rescue openings shall have a net clear opening of not less than 5.7 square feet. The net clear opening dimensions required by this section shall be obtained by the normal operation of the emergency escape and rescue opening from the inside. The net clear height of the opening shall be not less than 24 inches and the net clear width shall be not less than 20 inches.

Exception: Grade floor openings or below-grade openings shall have a net clear opening area of not less than 5 square feet.

R310.2.2 Window sill height.

Where a window is provided as the emergency escape and rescue opening, it shall have a sill height of not more than 44 inches above the floor; where the sill height is below grade, it shall be provided with a window well in accordance with Section R310.2.3.

R310.2.3 Window wells.

The horizontal area of the window well shall be not less than 9 square feet, with a horizontal projection and width of not less than 36 inches. The area of the window well shall allow the emergency escape and rescue opening to be fully opened.

Exception: The ladder or steps required by Section R310.2.3.1 shall be permitted to encroach not more than 6 inches into the required dimensions of the window well.

R310.2.3.1 Ladder and steps.

Window wells with a vertical depth greater than 44 inches shall be equipped with a permanently affixed ladder or steps usable with the window in the fully open position. Ladders or steps required by this section shall not be required to comply with Section R311.7. Ladders or rungs shall have an inside width of not less than 12 inches, shall project not less than 3 inches from the wall and shall be spaced not more than 18 inches on center vertically for the full height of the window well.



EGRESS WINDOW REQUIREMENTS

Per city code for Short-Term Rentals (STR) and the International Residential Code all sleeping areas shall have an *emergency escape and rescue opening* that opens to the exterior of the building. That can be a door that opens to the exterior of the building or an exterior window of sufficient size to permit the occupants to escape a fire and to allow a fully outfitted firefighter to enter. This egress standard has been in place since 1979. This document is intended to help the STR owner/operator understand the egress window requirements.

WHAT IS AN EGRESS WINDOW?

An egress window must meet **ALL** of the four following criteria:

- Minimum net clear opening: 5.7 sq ft. Grade floor or below openings shall be a minimum of 5 sq ft.
- Minimum width of opening: 20 inches
- Minimum height of opening: 24 inches
- Maximum sill height above the floor: 44 inches

HOW IS THE NET CLEAR OPENING DETERMINED?

Take measurements of the width and height when the window is fully opened. It is important to measure from the inside of the window frame. Stated another way, measure the part of the window that is the actual open space (as shown in the pictures below). This open area must be unobstructed, free and clear for a person to exit or fire/rescue personnel to enter. Once the dimension of width (in.) and height (in.) are determined, the net clear opening can then be calculated by multiplying width times height and dividing this total by 144 (1 square foot). See examples below:

Window net clear opening or clearance measurements:

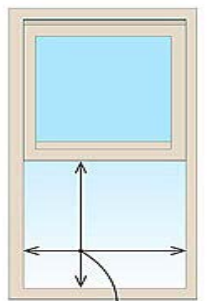
Example 1: Opening width = 28", Opening height = 30" so $28 \times 30 = 840$ ", divided by 144" = 5.8 sq ft. Assuming the windowsill is less than 44 in. above the floor, this window **would meet** the egress requirements.

Example 2: Opening width = 20", Opening height = 24", so $20 \times 24 = 480$ ", divided by 144" = 3.3 sq ft. Although this window meets the minimum width and height criteria it does not meet the minimum net clear opening requirements, consequently this window **would not meet** the egress requirements.

Example 3: Opening width = 20", Opening height = 42" so $20 \times 42 = 840$ ", divided by 144" = 5.8 sq ft. Assuming the windowsill is less than 44 in. above the floor, this window **would meet** the egress requirements.

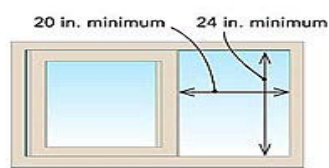
Example 4: Opening width = 35", Opening height = 24" so $35 \times 24 = 840$ ", divided by 144" = 5.8 sq ft. Assuming the windowsill is less than 44 in. above the floor, this window **would meet** the egress requirements.

Example 1



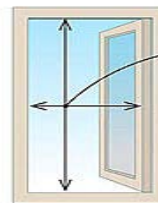
A 28-in. by 30-in. opening gives 5.8 sq. ft. of net-clear opening.

Example 2



A 20-in. by 24-in. opening does not meet net-clear opening requirements.

Example 3



A 20-in.-wide casement needs to be 42 in. tall.

Example 4



A 24-in.-tall awning needs to be 35 in. wide.

3.3 sq ft of net clear opening

5.8 sq ft net-clear opening

5.8 sq ft of net clear

IF MY WINDOW HAS A NET CLEAR OPENING OF 5.7 sq. ft. WILL IT MEET EGRESS REQUIREMENTS?

Only if the window also meets the minimum dimension and sill requirements. For example, a 1 ft wide by 5.7 ft. High window opening is still too narrow to climb through, so it wouldn't pass code.

ARE THERE OTHER REQUIREMENTS?

Yes, the window must be operable from the inside without the use of separate tools, keys, special knowledge or effort. Please contact the McCall Fire Prevention Officer at (208) 634-4306 for questions.

Number

AB 23-089

Meeting Date

April 27, 2023

AGENDA ITEM INFORMATION

SUBJECT: <i>4th of July Fireworks Update and Direction to Staff</i>		<i>Department Approvals</i>	<i>Initials</i>	<i>Originator or Supporter</i>
		Mayor / Council		
		City Manager	ABS	
		Clerk		
		Treasurer		
		Community Development		
		Police Department		
		Public Works		
COST IMPACT:	\$10,000 - \$15,000	Parks and Recreation	AK	Originator
FUNDING SOURCE:	To Be Determined	Airport		
		Library		
TIMELINE:	May 01, 2023	Information Systems		
		Grant Coordinator		

SUMMARY STATEMENT:

Due to cost increases and contractor availability the fireworks display which was previously done by the chamber of commerce has gone from an estimated \$10,000 - \$16,000 to \$15,000 - \$25,000. Staff were able to secure a contractor for the show, however the only way the company can justify a show in McCall on the 4th of July is for it to be a much larger display which comes at a higher cost. The same company can justify a smaller scale show on Saturday, July 01 for a cost of \$15,000, but to schedule a show on July 04 the cost jumps to \$25,000.

To offset the cost increase staff have researched various funding mechanisms which include the following.

- Community Sponsorship Program – based on a tiered level sponsorship model
- Partnership program with other agencies such as McCall Fire, Southern Idaho Timber Protection Association, Payette National Forest, Valley County to promote a community show on the lake and a more fire safe community.
- General operating budgets: (surplus auction revenue, marketing line item, parks operating line items.)

RECOMMENDED ACTION:

Review and discuss funding mechanisms with staff with prioritization of funding mechanism to keep project moving forward and secure contractor.

RECORD OF COUNCIL ACTION

MEETING DATE	ACTION

**McCALL CITY COUNCIL
AGENDA BILL**

216 East Park Street
McCall, Idaho 83638

Number AB 23-092
Meeting Date April 27, 2023

AGENDA ITEM INFORMATION

SUBJECT: <i>Request for consideration of a Code Amendment to McCall City Code 8.14.8(B) – Alcohol in City Parks</i>		<i>Department Approvals</i>	<i>Initials</i>	<i>Originator or Supporter</i>
		Mayor / Council		
		City Manager	ABS	
		Clerk		
		Treasurer		
		Community Development		
		Police Department		Originator
		Public Works		
		Golf Course		
		Parks and Recreation		
COST IMPACT:	N/A	Airport		
FUNDING SOURCE:		Library		
TIMELINE:	May 4 th Meeting	Information Systems		
		Grant Coordinator		

SUMMARY STATEMENT:

The purpose of this agenda bill is to present City Council with draft language that would amend McCall City Code 8.14.8(B) and provide 4th of July alcohol restrictions in a predetermined manner, eliminating the need for the City Council to revisit the restrictions and approve by resolution on an annual basis. The draft language does, however, still provide an opportunity for the City Council to revisit and adjust alcohol restrictions by resolution if the City Council were to determine necessary.

Current Language:

“By resolution, the city council may prohibit the possession and/or consumption of alcoholic beverages in designated city parks on specific days from July 1 through July 7 each year. Signs will be posted in each park announcing the restrictions at least twenty four (24) hours in advance of the beginning of any period of such restrictions.”

Proposed Draft Language:

“Unless otherwise set by resolution of the McCall City Council, the possession and/or consumption of alcoholic beverages is prohibited in lakeside city parks from 8:00 p.m. on July 3rd through 8:00 a.m. July 5th each year. Signs will be posted in each park announcing the restrictions at least twenty four (24) hours in advance of the beginning of any period of such restrictions.”

RECOMMENDED ACTION:

Approve or amend the proposed draft language of McCall City Code 8.14.8(B) and direct staff to work with the City Attorney to prepare a finalized Ordinance to amend McCall City Code 8.14.8(B) – Alcohol in City Parks on May 11, 2023.

RECORD OF COUNCIL ACTION

MEETING DATE	ACTION

**McCALL CITY COUNCIL
AGENDA BILL**

216 East Park Street
McCall, Idaho 83638

**Number AB 23-091
Meeting Date April 27, 2023**

AGENDA ITEM INFORMATION

SUBJECT: <i>Request for Construction Contract Award: Davis Beach Intake Station Reconstruction Project</i>		<i>Department Approvals</i>	<i>Initials</i>	<i>Originator or Supporter</i>
		Mayor / Council		
		City Manager	ABS	
		Clerk		
		Treasurer		
		Community Development		
		Police Department		
		Public Works	MS	Originator
		Golf Course		
		Parks and Recreation		
COST IMPACT:	Eng. Estimate - \$420,000	Airport		
FUNDING SOURCE:	Water Fund	Library		
TIMELINE:	Late Summer – Fall 2023	Information Systems		
		Grant Coordinator		

SUMMARY STATEMENT:

The City, in collaboration with Clear Solutions, Inc. has conducted formal bidding for the Davis Beach Intake Station Upgrades – 2023 March. This project provides various building and mechanical replacement/upgrades to meet regulatory requirements, improve performance and efficiency, and enhance aesthetics. Major components include:

- Replacement of the raw water pressure main 12-inch flow meter
- Replacement of antiquated electrical and ventilation components
- Installation of variable frequency drives (VFDs) to improve pump performance, control, and energy efficiency
- New roof, exterior siding and architectural elements to maintain the structure and improve aesthetics
- Epoxy coating of interior concrete flooring, new exterior doors, and exterior pavers at doorway entrances

Attached are select sheets of the design plans. No expansion of the building footprint or pump station capacity will occur with this project. All required design/architectural elements of the project have been submitted to the City Planner to provide Administrative Design Review Approval.

The bid opening occurred on 4/20/23. The bid is being reviewed by the Project Engineer (Eric Landsberg of Clear Solutions Inc) for accuracy and responsiveness to the bidding specifications. A complete bid tabulation, recommendation for contract award, and draft contract agreement (or recommendation to reject all bids) will be presented to the Council on 4/27/23.

RECOMMENDED ACTION:

Award the construction contract to the responsive low bidder _____ in the amount of _____ and authorize the Mayor to sign all necessary documents.

RECORD OF COUNCIL ACTION

MEETING DATE	ACTION



City of McCall
PUBLIC WORKS

PROJECT MANUAL

Construction Plans and Bidding Documents For

DAVIS BEACH INTAKE STATION UPGRADES

2023

PROJECT OWNER

City of McCall

PROJECT MANAGER

Nathan Stewart, PE - McCall Public Works Director

PROJECT ENGINEER

Eric Landsberg, P.E. – Clear Solutions Engineering



Dated: March 14, 2023

**City of McCall, Idaho
Public Works Department
815 N. Samson Trail
McCall, ID 83638
208-634-5580**

**THIS PAGE LEFT BLANK INTENTIONALLY FOR DOUBLE SIDED
COPYING.**

TABLE OF CONTENTS

I. INVITATION TO BID	1
II. INSTRUCTIONS TO BIDDERS	3
IB-1. INTENT OF PLANS AND SPECIFICATIONS.....	3
IB-2. PLANS, SPECIFICATIONS, AND PROJECT SUMMARY	3
IB-3. EXAMINATION OF PLANS, SPECIFICATIONS, AND SITE	3
IB-4. PREPARATION AND DELIVERY OF PROPOSAL.....	3
IB-5. QUALIFICATIONS OF BIDDER.....	4
IB-6. AWARD OF CONTRACT	4
IB-7. FAILURE TO EXECUTE CONTRACT	4
IB-8. CONTRACTOR FOR PUBLIC WORKS TO PAY OR SECURE TAXES AGREEMENT.....	4
IB-9. PERFORMANCE PERIOD	5
IB-10. CONTRACTORS TO BE LISTED ON BID	5
III. BIDDERS PROPOSAL	7
ARTICLE 1 – BID RECIPIENT	7
ARTICLE 2 – BIDDER’S INFORMATION	7
ARTICLE 3 – BIDDER’S ACKNOWLEDGEMENTS.....	7
ARTICLE 4 – BIDDERS’S CERTIFICATION.....	8
ARTICLE 5 – BASIS OF BID/BID SCHEDULE.....	9
ARTICLE 6 – BID SUBMITTAL.....	10
ARTICLE 7 – NAMING OF SUBCONTRACTOR FORM	12
ARTICLE 8 – NON-COLLUSION AFFIDAVIT	13
ARTICLE 9 - BID BOND.....	14
IV. AGREEMENT BETWEEN OWNER AND CONTRACTOR FOR CONSTRUCTION CONTRACT (DRAFT)	16
ARTICLE 1. CONTRACT DOCUMENTS	16
ARTICLE 2. WORK	16
ARTICLE 3. PROJECT MANAGER and PROJECT ENGINEER	16
ARTICLE 4. CONTRACT TIMES/LIMITATIONS	17
ARTICLE 5. CONTRACT PRICE.....	17
ARTICLE 6 - PAYMENT PROCEDURES	17
ARTICLE 7 - INTEREST	18
ARTICLE 8. INDEPENDENT CONTRACTOR.....	18
ARTICLE 9. SCOPE OF SERVICES	18
ARTICLE 10. HOLD HARMLESS/INDEMNIFICATION	18
ARTICLE 11. CONFLICT OF INTEREST	19
ARTICLE 12. ENTIRE AGREEMENT, MODIFICATION AND ASSIGNABILITY	19
ARTICLE 13. ADHERENCE TO LAW REQUIRED	19
ARTICLE 14. LEGAL FEES	19
ARTICLE 15. SPECIAL WARRANTY	19

ARTICLE 16. COMMUNICATIONS	19
V. GENERAL CONDITIONS OF THE CONTRACT	21
GC-1. GENERAL.....	21
GC-2. COMPLIANCE	22
GC-3. DEFINITIONS	22
GC-4. PLANS AND SPECIFICATIONS AND ADDITIONAL DRAWINGS.....	23
GC-5. CONSTRUCTION REQUIREMENTS.....	23
GC-6. INSPECTION.....	24
GC-7. CONSTRUCTION WARRANTY.....	24
GC-8. ALTERATION OR MODIFICATION OF CONTRACT DOCUMENTS	24
GC-9. INVESTIGATION BY BIDDERS.....	24
GC-10. INTERPRETATION OF THE SPECIFICATIONS	24
GC-11. CONTRACTS.....	25
GC-12. AUTHORITY OF THE ENGINEER AND SUSPENSION OF WORK.....	27
GC-13. CHANGES AND EXTRA WORK.....	28
GC-14. DIFFERING SITE CONDITIONS.....	28
GC-15. MEASUREMENT AND PAYMENTS	29
GC-16. ABANDONMENT OF WORK.....	29
GC-17. AUTHORITY OF PROJECT MANAGER AND ENGINEER.....	30
GC-18. PERFORMANCE AND PAYMENT BONDS.....	30
GC-19. INSURANCE/CITY TO BE NAMED AS ADDITIONAL INSURED	31
GC-20. PATENT ROYALTIES AND PROCESS FEES.....	31
GC-21. CONTRACTOR RESPONSIBLE FOR WORK	31
GC-22. USE OF COMPLETED PORTION.....	31
GC-23. SIGNATURES	32
GC-24. ORDERS TO BEGIN WORK.....	32
GC-25. ORDER OF WORK.....	32
GC-26. EFFICIENCY OF OPERATION/LICENSING.....	32
GC-27. PROTECTION OF WORK AND PROPERTY	32
GC-28. RESPONSIBILITY FOR SAFETY.....	33
GC-29. GUARDS AND BARRICADES	33
GC-30. EXISTING TRAFFIC SIGNS AND FACILITIES	33
GC-31. MAINTAINING POSTAL SERVICE.....	33
GC-32. EMERGENCY WORK	34
GC-33. SUPERVISION OF WORK.....	34
GC-34. CORRECTION AND COMPLETION OF WORK.....	34
GC-35. SUBSTITUTES CLAUSE.....	35
GC-36. DETAILED BREAKDOWN OF CONTRACT PRICE.....	35
GC-37. CONTRACTOR'S RESPONSIBILITY FOR UTILITY PROPERTIES AND SERVICE.....	35
GC-38. STREET CLEANUP DURING CONSTRUCTION	36

GC-39. WORKMANSHIP AND CLEAN UP36
GC-40. JURISDICTION AND VENUE36
GC-41. PERMITS AND LICENSES36
GC-42. NO THIRD PARTY BENEFICIARIES37
VI. SUPPLEMENTARY CONDITIONS39

PROJECT PLANS ATTACHED SEPARATELY

**THIS PAGE LEFT BLANK INTENTIONALLY FOR DOUBLE SIDED
COPYING.**

I. INVITATION TO BID

The City of McCall, Idaho is soliciting bids from Public Works Contractors for the following project:

Davis Beach Intake Station Upgrades

All separate, sealed bids will be received by City of McCall located at 216 Park Street, McCall, Idaho 83638 until **3:00 PM MDT on Thursday, April 20th, 2023**. If submitting by email, bids are to be submitted to Eric Landsberg, P.E., Clear Solutions Engineering at eric@clearsolns.com. Direct any questions to Eric Landsberg, P.E. at eric@clearsolns.com. Before a proposal is selected, the Owner will conduct such investigation as is necessary to determine the performance record and ability of the selected contractor to perform the size and type of work specified. Contractor is to submit names of any subcontractors proposed for the work. Upon request, the contractor shall submit such information as deemed necessary by the Owner to evaluate the Contractor's qualifications. All proposals must be signed and accompanied by evidence of authority to sign.

The work required by the contractor shall include, but not be limited to the following:

1. Demolish existing roof and construct new roof.
2. Install new siding, stone veneer, trim, and doors.
3. Demolish interior wall.
4. Remove existing intake louvers and exhaust fans. Install new intake louvers and exhaust fans.
5. Demo existing electrical system and install new electrical system and controls including 3 new 75 hp variable frequency drives.
6. Replace interior and exterior lighting.
7. Demolish existing flow meter vault and construct new flow meter vault including new 10-inch diameter magnetic flowmeter.
8. Coat existing interior piping and valves with epoxy coating.
9. Clean existing concrete floor and equipment pads and repair with concrete grout. Coat concrete floor and equipment pads with epoxy coating.
10. Site grading and install concrete pavers.

The Issuing Office for the Bidding Documents is: Clear Solutions Engineering, Eric Landsberg, PE, email eric@clearsolns.com, telephone: (208) 608-3080. Bidding Documents are available in PDF format via e-mail for no charge. Alternatively, printed Bidding Documents may be obtained from the Issuing Office upon receipt of payment for the Bidding Documents. The non-refundable cost of printed Bidding Documents is \$50.00 per set, payable to "Clear Solutions Engineering." Partial sets of Bidding Documents will not be available from the Issuing Office. Neither Owner nor Engineer will be responsible for full or partial sets of Bidding Documents, including Addenda if any, obtained from sources other than the Issuing Office.

A pre-bid meeting will be held virtually via Microsoft Teams on Thursday, April 6, 2023 at 3:00 PM. All potential bidders are encouraged to attend. Contact Eric Landsberg at eric@clearsolns.com to request meeting invitation link.

Each bid proposal must be accompanied by cash, a certified check, bid bond, or cashier's check in the amount not less than 5% of the total amount bid, payable to the City of McCall. An Idaho Public Works License is required to submit a bid.

Any objection to the contents or terms of the bidding instructions and project plans and specifications shall be raised (3) days prior to the bid opening, or it shall be deemed to have been waived.

The City of McCall reserves the right to reject any or all proposals, waive any nonmaterial irregularities in the proposals received, and to accept the proposal deemed most advantageous to the best interest of the City of McCall.

**THIS PAGE LEFT BLANK INTENTIONALLY FOR DOUBLE SIDED
COPYING.**

II. INSTRUCTIONS TO BIDDERS

IB-1. INTENT OF PLANS AND SPECIFICATIONS

It is the intention of these specifications to provide for careful, thorough, and workmanlike construction procedure in the installation of material and equipment and in the manufacture or delivery of such materials and equipment. The bidder to whom the contract is awarded shall furnish all the material, equipment, and labor necessary to complete said contract in accordance with all of its terms and conditions. All contracts shall be awarded subject to those instructions to bidders.

The plans and specifications shall be considered and used together; anything appearing as a requirement of either shall be accepted as applicable to both even though not stated therein or shown. All specifications and notes appearing on the plans shall have the same force and effect as though they were repeated herein.

IB-2. PLANS, SPECIFICATIONS, AND PROJECT SUMMARY

The Issuing Office for the Bidding Documents is: Clear Solutions Engineering, Eric Landsberg, PE, email: eric@clearsolns.com, telephone: (208) 608-3080. Bidding Documents are available in PDF format via e-mail for no charge. Alternatively, printed Bidding Documents may be obtained from the Issuing Office upon receipt of payment for the Bidding Documents. The non-refundable cost of printed Bidding Documents is \$50.00 per set, payable to "Clear Solutions Engineering." Partial sets of Bidding Documents will not be available from the Issuing Office. Neither Owner nor Engineer will be responsible for full or partial sets of Bidding Documents, including Addenda if any, obtained from sources other than the Issuing Office.

Project Summary: The work required by the contractor shall include, but not be limited to the following:

11. Demolish existing roof and construct new roof.
12. Install new siding, stone veneer, trim, and doors.
13. Demolish interior wall.
14. Remove existing intake louvers and exhaust fans. Install new intake louvers and exhaust fans.
15. Demo existing electrical system and install new electrical system and controls including 3 new 75 hp variable frequency drives.
16. Replace interior and exterior lighting.
17. Demolish existing flow meter vault and construct new flow meter vault including new 10-inch diameter magnetic flowmeter.
18. Coat existing interior piping and valves with epoxy coating.
19. Clean existing concrete floor and equipment pads and repair with concrete grout. Coat concrete floor and equipment pads with epoxy coating.
20. Site grading and install concrete pavers.

IB-3. EXAMINATION OF PLANS, SPECIFICATIONS, AND SITE

Bidders shall satisfy themselves by personal examination of the plans, specifications, and site of the proposed improvement, and by any other examinations and investigation which they may desire to make, as to the accuracy of the estimate of quantities, the nature of the soil, conditions of the project site, and difficulties to be encountered.

Direct all questions to Eric Landsberg, PE at Clear Solutions Engineering at 208-608-3080 or eric@clearsolns.com.

IB-4. PREPARATION AND DELIVERY OF PROPOSAL

Bids shall be prepared and submitted in accordance with Section III, "Bidder's Proposal". Each and every blank provided for in the "Bidder's Proposal" shall be filled in with ink or typing. Proposals, which are incomplete or submitted on an unauthorized form, may be rejected as informal.

ALL BIDS SHALL INCLUDE THE FOLLOWING:

1. "Bid Proposal" – Section III, completed in its entirety and including all required documentation.
2. Each bid proposal must be accompanied by cash, a certified check, bid bond, or cashier's check in the amount not less than 5% of the total amount bid, payable to the City of McCall.

Failure to properly execute and submit any of these documents as part of the bid **will** render the bid as being incomplete and **will** become cause for rejection of the bid.

Idaho Public Works Licenses are required to submit a bid in accordance with the project manual.

The City of McCall reserves the right to reject any or all bids, any or all schedules, or to accept the bid or schedule deemed to be in the best interest of the City of McCall.

IB-5. QUALIFICATIONS OF BIDDER

The owner desires that this project shall be built by a contractor who is competent and adequately financed. The Owner may request the Bidder to submit a written statement to show experience in construction work of this character as an indication of qualification and business standing. If required, the Bidder may make his/her statement in such form as may seem appropriate; said statement shall be notarized.

Idaho Code 54-1902 requires Bidder and subcontractors to have the appropriate public Works Contractors License to submit a bid or proposal for this project.

Within 5 days of the OWNER's request, BIDDER shall submit written evidence such as financial data, previous experience, present commitments, and such other data as may be called for below.

- A. The BIDDER's work force assigned to the Work and present commitments of said work force, including subcontractor's work force and present commitments of said work force.

IB-6. AWARD OF CONTRACT

The contract will not be awarded until the owner is satisfied the successful bidder is reasonably familiar with the class of work upon which he/she has submitted a proposal and has the necessary capital and tools to satisfactorily perform the same. The owner may request, and the bidder must provide, the owner with a current balance sheet and a list of tools owned by the bidder.

This project consists of a Unit Price Bid Contract. The Contract award will be made upon the basis of the proposal that, in the owner's judgment, will serve the best interest of the Owner and the City.

IB-7. FAILURE TO EXECUTE CONTRACT

In the event the successful bidder fails to furnish approved performance and payment bonds, execute the contract and comply with all other pertinent legal requirements within ten (10) days after notification by the engineer of the award of contract, the Owner shall terminate the contract unconditionally. The next best proposal will then be considered the successful bid and, at the discretion of the owner, be awarded the contract.

IB-8. CONTRACTOR FOR PUBLIC WORKS TO PAY OR SECURE TAXES AGREEMENT

The contractors, in consideration of securing the business of erecting or constructing public works in this State, recognizing that the business in which he/she is engaged is of a transitory character, and that in the pursuit thereof, his/her property used therein may be outside of the State when taxes, excises, or license fees to which he/she is liable become payable, agrees:

1. To pay promptly when due all taxes, (other than real property), excises and license fees due to the State, its subdivisions, and municipal quasi-municipal corporations therein, accrued or accruing during the term of this contract, whether or not the same shall be payable at the end of such term;
2. That if the said taxes, excises, and license fees are not payable at the end of said term, but liability, for the payment thereof exists, even though the same constitute liens upon his/her property, to secure the same to the satisfaction of the respective officers charged with the collection thereof; and
3. That, in the event of his/her default in the payment or securing of such taxes, excises, and license fees, to consent that the department, officer, board, or taxing unit entering into this contract may withhold from any payment due him hereunder the estimated amount of such accrued and accruing taxes, excises, and license fees for the benefit of all taxing units to which said contractor is liable. The amount of retainage held for payment of the taxes accrued and accruing from this contract shall not exceed 5% of the contract amount as per Idaho Code, Title 54, Chapter 19.

IB-9. PERFORMANCE PERIOD

Construction shall be completed in accordance with the terms, conditions, and timelines specified in Article 4 of the Agreement

IB-10. CONTRACTORS TO BE LISTED ON BID

All bidders shall comply with Idaho Code Section 67-2310. **Failure to comply with Idaho Code Section 67-2310 shall render such bid unresponsive and void.** Information provided pursuant to this section must be current and correct as of the date of the submission of the bid. Do not use the term "mechanical" when identifying any work to be performed on this project.

The prime contractor shall submit with his/her proposal a list of the Contractors and their license numbers, if applicable.

The name, address and bid amount for each Contractor to be utilized on the project must appear on the bid. Every Contractor intending to perform plumbing work, and/or heating and air conditioning work, and/or electrical work must include its name, address and which allows it to perform such work, and bid amount for each of the following areas: plumbing work, heating and air conditioning work, electrical work. If a Contractor intends to perform work in more than one of these specialties, such a Contractor must list its name, address, Idaho Public Works License Number (may be listed as 'pending' for this federally funded project), and bid amount more than once (i.e., for each of the following subject areas: plumbing work, heating and air conditioning work, electrical work).

Every contractor intending to perform its own plumbing work, and/or heating and air conditioning work, and/or electrical work must include its name, address, and Idaho Public Works License Number (may be listed as 'pending' for federally funded projects) which allows it to perform such work for each of the following areas: plumbing work, heating and air conditioning work, electrical work. A contractor does not need to list the amount of the bid for plumbing work, heating and air conditioning work, or electrical work which it intends to perform.

**THIS PAGE LEFT BLANK INTENTIONALLY FOR DOUBLE SIDED
COPYING.**

III. BIDDERS PROPOSAL

ARTICLE 1 – BID RECIPIENT

1.01 This Bid is submitted to the City of McCall. This bid is for the Project titled: **DAVIS BEACH INTAKE STATION UPGRADES - 2023**

ARTICLE 2 – BIDDER’S INFORMATION

2.01 BIDDER’s Name: _____
BIDDER’s Idaho Public Works Contractor License No.: _____
License Expiration Date: _____
BIDDER’s Business Address: _____
BIDDER’s Business Phone No.: _____
BIDDER’s FAX No.: _____
BIDDER’s Email Address: _____

ARTICLE 3 – BIDDER’S ACKNOWLEDGEMENTS

This proposal is submitted as an offer by the undersigned to enter into contract with the City of McCall, Idaho, hereinafter referred to as the “OWNER” for the LEGACY INTAKE STATION UPGRADES – 2020, specified herein, and which construction documents are on file with Crestline Engineers, LLC, and which are a condition hereof with the same force and effect as though they were attached hereto. The offer is conditioned on the following declarations as to the facts, intention and understanding of the undersigned and the agreement of the OWNER to the terms and prices herein submitted.

1. All project specifications and drawings examined by the undersigned and their terms and conditions are hereby agreed to.
2. The undersigned certifies that he has received or made himself aware of any and all existing site conditions that may affect the proposed work.
3. It is understood that the contract drawings may be supplemented by additional drawings and specifications in explanation and elaboration of the contract drawings and it is agreed that such supplemental drawings, when not in conflict with those referred to in paragraph 1 above, will have the same force and effect as if attached hereto and that when received they will be considered a part of the contract.
4. The undersigned will furnish separate performance and payment bonds and insurance certificates, as required by the specifications, in the full amount of the contract price within the time limit therein after notification that the said proposal is accepted, all in accordance with the provisions of this proposal and the specifications.
6. The undersigned further agrees that the OWNER shall have the right to accept or reject any bid deemed to be in the best interest of the OWNER or the City of McCall.
7. The undersigned agrees to order all necessary equipment and materials within a period of three (3) days after Notice to Proceed has been issued by the OWNER.
8. The undersigned, as a BIDDER, acknowledges that Addenda Number _____ through _____ have been delivered to him and have been examined as part of the contract documents.

9. The undersigned agrees to complete all work embraced in the contract within the time limitations set forth in paragraph IB-9 of the Instruction to Bidders.

ARTICLE 4 – BIDDERS’S CERTIFICATION

4.01 BIDDER certifies that:

A. This Bid is genuine and not made in the interest of or on behalf of any undisclosed individual or entity and is not submitted in conformity with any collusive agreement or rules of any group, association, organization, or corporation; BIDDER has not directly or indirectly induced or solicited any other BIDDER to submit a false or sham Bid; and BIDDER has not sought by collusion to obtain for itself any advantage over any other BIDDER or over OWNER.

ARTICLE 5 – BASIS OF BID/BID SCHEDULE

5.01 BIDDER will complete the Work in accordance with the Contract Documents for the following price(s):

Bid Item	Item Description	Total Amount
1	Mobilization, Bond, General Conditions	
2	Clearing, Grubbing, Security Fence	
3	Flowmeter Vault	
4	Concrete Pavers	
5	Demolish Interior Wall	
6	Framing	
7	Roofing	
8	Insulation	
9	Siding	
10	Doors	
11	Floor Repair and Epoxy Coating	
12	Gypsum Board Ceiling	
13	Painting	
14	HVAC	
15	Electrical	
16	Controls	
BID - TOTAL (Sum of Items 1 through 16)(Amount) =		

ARTICLE 6 – BID SUBMITTAL

6.01 Submitted on _____, 20____.

6.02 This Bid is submitted by:

An Individual

Name (typed or printed): _____

By: _____
(Individual's signature)

Doing Business As: _____

A Partnership

Partnership Name: _____

By: _____
(Signature of general partner – attach evidence of authority to sign)

Name (typed or printed): _____

A Corporation

Corporation Name: _____

State of Incorporation: _____

Type (General Business, Professional, Service, Limited Liability): _____

By: _____
(Signature – attach evidence of authority to sign)

Name (typed or printed): _____

Title: _____

(CORPORATE SEAL)

Attest: _____

A Joint Venture

Name of Joint Venture: _____

First Joint Venture Name: _____

(SEAL)

By: _____
(Signature of first joint venture partner – attach evidence of authority to sign)

Name (typed or printed): _____

Title: _____

Second Joint Venture Name: _____

(SEAL)

By: _____
(Signature of second joint venture partner – attach evidence of authority to sign)

Name (typed or printed): _____

Title: _____

(Each joint venture must sign. The manner of signing for each individual, partnership, and corporation that is a party to the joint venture should be in the manner indicated above.)

ARTICLE 7 – NAMING OF SUBCONTRACTOR FORM

Per Idaho Code, 67-2310, BIDDER shall include in his or her Bid the names and address, and Idaho Public Works Contractor License Number of the Subcontractors who shall, in the event the Bidder secures the Contract, subcontract for plumbing, heating and air-conditioning work, and electrical work under the general Contract.

Plumbing Subcontractor Name and Address

Public Works License Number

HVAC Subcontractor Name and Address

Public Works License Number

Electrical Subcontractor Name and Address

Public Works License Number

In addition to subcontractors for plumbing, heating and air-conditioning work, and electrical work, provide the names and addresses of the additional subcontractors, suppliers, individuals or entities called for in the Instruction to Bidders (include Idaho Public Works Contractor License Numbers for any subcontractors)

Additional Subcontractor Name and Address

Public Works License Number

Additional Subcontractor Name and Address

Public Works License Number

Additional Subcontractor Name and Address

Public Works License Number

ARTICLE 8 – NON-COLLUSION AFFIDAVIT

**DAVIS BEACH INTAKE STATION UPGRADES - 2023
McCall, Idaho**

CONTRACTOR’S NON-COLLUSION AFFIDAVIT

STATE OF IDAHO
Valley County

_____ being first duly sworn, deposes and says that he/she is _____ of _____, the party making the foregoing bid; that such bid is not made in the interest of or on behalf of any undisclosed person, partnership, company, association, organization, or corporation; that such bid is genuine and not collusive of sham; that said bidder has not directly or indirectly induced or solicited any other bidder to put in a false or sham bid, and has not directly or indirectly colluded, conspired, connived, or agreed with any bidder or anyone else to put in a sham bid, nor that anyone shall refrain from bidding; that said bidder has not in any manner, directly or indirectly, sought by agreement, communication, or conference with anyone to fix the bid price of said bidder or of any bidder, nor to fix any overhead, profit, or cost element of such bid price, nor that of any other bidder, nor secure any advantage against the public body awarding the contract or anyone interested in the proposed contract; that all statements contained in such bid are true, and, further, that said bidder has not, directly or indirectly, submitted his bid price or any breakdown thereof, nor the contents thereof, nor divulged information or data relative thereto, nor paid and will not pay fee in connection therewith to any corporation, partnership, company, association, organization, bid depository, nor to any member or agent thereof, nor to any individual, except such person or persons as have a partnership or other financial interest with said bidder in his general business.

Signed: _____

Title: _____

Subscribed and sworn to before me this ____ day of _____, 20 ____

Notary Public for _____

Residing at: _____

My Commission Expires: _____

ARTICLE 9 - BID BOND

1. **BIDDER** (Name and Address): _____

2. **SURETY** (Name and Address of Principal Place of Business): _____

3. **OWNER** (Name and Address): _____

4. **BID:**
Bid Due Date: _____
Description (project name and location): _____

5. **BOND**
Bond Number: _____
Date: _____

Penal Sum: _____ \$ _____
(Words) **(Amount)**

IN WITNESS WHEREOF, Surety and Bidder, intending to be legally bound hereby, subject to the terms printed on the reverse side hereof, do each cause this Bid Bond to be duly executed on its behalf by its authorized officer, agent, or representative.

6. **BIDDER** _____ (Seal)
Bidder's Name and Corporate Seal

SURETY _____ (Seal)
Surety's Name and Corporate Seal

By: _____
Signature

Print Name

Title

By: _____
Signature

Print Name

Title

Attest: _____
Signature

Title

Attest: _____
Signature

Title

Note: (1) Above addresses are to be used for giving required notice. (2) Any singular reference to Bidder, Surety, OWNER or other party shall be considered plural where applicable.

1. Bidder and Surety, jointly and severally, bind themselves, their heirs, executors, administrators, successors and assigns to pay to OWNER upon default of Bidder the penal sum set forth on the face of this Bond.
2. Default of Bidder shall occur upon the failure of Bidder to deliver within the time required by the Bidding Documents (or any extension thereof agreed to in writing by OWNER) the executed Agreement required by the Bidding Documents and any Performance and Payment Bonds required by the Bidding Documents.
3. This obligation shall be null and void if:
 - 3.1. OWNER accepts Bidder's Bid and Bidder delivers within the time required by the Bidding Documents (or any extension thereof agreed to in writing by OWNER) the executed Agreement required by the Bidding Documents and any Performance and Payment Bonds required by the Bidding Documents, or
 - 3.2. All Bids are rejected by OWNER, or
 - 3.3. OWNER fails to issue a Notice of Award to Bidder within the time specified in the Bidding Documents (or any extension thereof agreed to in writing by Bidder and, if applicable, consented to by Surety when required by paragraph 5 hereof).
4. Payment under this Bond will be due and payable upon default by Bidder and within 30 calendar days after receipt by Bidder and Surety of written notice of default from OWNER, which notice will be given with reasonable promptness, identifying this Bond and the Project and including a statement of the amount due.
5. Surety waives notice of and any and all defenses based on or arising out of any time extension to issue Notice of Award agreed to in writing by OWNER and Bidder, provided that the total time for issuing Notice of Award including extensions shall not in the aggregate exceed 120 days from Bid due date without Surety's written consent.
6. No suit or action shall be commenced under this Bond prior to 30 calendar days after the notice of default required in paragraph 4 above is received by Bidder and Surety and in no case later than one year after Bid due date.
7. Any suit or action under this Bond shall be commenced only in a court of competent jurisdiction located in the state in which the Project is located.
8. Notices required hereunder shall be in writing and sent to Bidder and Surety at their respective addresses shown on the face of this Bond. Such notices may be sent by personal delivery, commercial courier or by United States Registered or Certified Mail, return receipt requested, postage pre-paid, and shall be deemed to be effective upon receipt by the party concerned.
9. Surety shall cause to be attached to this Bond a current and effective Power or Attorney evidencing the authority of the officer, agent or representative who executed this Bond on behalf of Surety to execute, seal and deliver such Bond and bind the Surety thereby.
10. This Bond is intended to conform to all applicable statutory requirements. Any applicable requirement of any applicable statute that has been omitted from this Bond shall be deemed to be included herein as if set forth at length. If any provision of this Bond conflicts with any applicable statute, then the provision of said statute shall govern and the remainder of this Bond that is not in conflict therewith shall continue in full force and effect.
11. The term "Bid" as used herein includes a Bid, offer or proposal

IV. AGREEMENT BETWEEN OWNER AND CONTRACTOR FOR CONSTRUCTION CONTRACT (DRAFT)

THIS AGREEMENT, is being made and entered into this ____ day of _____, 2023 and between The City of McCall (hereinafter, "OWNER") and _____, (hereinafter, "CONTRACTOR");

NOW THEREFORE, the parties to this Contract, in consideration of the mutual covenants and stipulations set out, agree as follows:

ARTICLE 1. CONTRACT DOCUMENTS

The Contract Documents which comprise the entire agreement between the OWNER or City and the Contractor concerning the work to be performed are this Contract, pages one (1) through () and the following:

1. Bid Documents titled, the DAVIS BEACH INTAKE STATION UPGRADES - 2023
2. Standard General Conditions of the Construction Contract, 2017 ISPWC (Idaho Standards for Public Works Construction) Division 100 (not attached) (pages 1 to 52, inclusive).
3. Bid Proposal (Section III) of the Contract, dated _____, 2023, to be physically attached to this Contract;
4. The Construction Plans (20 sheets);
5. General Conditions (Section V)
6. Supplementary Conditions (Section VI)
7. Performance and Payment Bonds and Insurance Certificates, to be physically attached to this Contract;
8. The following which may be delivered or issued on or after the Effective Date of the Agreement and are not attached hereto:
 - a. Notice of Award
 - b. Notice to Proceed.
 - c. Written Amendments.
 - d. Work Change Directives.
 - e. Change Orders.
 - f. Substantial completion certification
 - g. Final completion certification
9. Change Orders, which may be delivered or issued after the effective date of this Agreement;
10. Addenda issued prior to opening of bids, to be physically attached to this contract;
11. WH-5 – Public Works Contract Report for Idaho State Tax Commission
12. W9

There are no Contract Documents other than those listed in Article 1. This Contract may only be amended by change order as provided in the General Conditions.

ARTICLE 2. WORK

The Contractor shall complete the entire work as specified, indicated and required under the Contract Documents. The Work is generally described as follows: DAVIS BEACH INTAKE STATION UPGRADES - 2023.

ARTICLE 3. PROJECT MANAGER and PROJECT ENGINEER

- 3.01 The City of McCall City Engineer (Project Manager), is to act as the OWNER's representative and assume all duties and responsibilities, and have the rights and authority assigned to "OWNER" in the Contract Documents in connection with the completion of the "Work" in accordance with the Contract Documents and the General Conditions of the Idaho Standards for Public Works Construction (ISPWC).
- 3.02 The project has been designed by Clear Solutions Engineering, LLC (Project Engineer), which is to act as the OWNER's representative, assume all duties and responsibilities, and have the rights and

authority assigned to “Engineer” in the Contract Documents in connection with the completion of the “Work” in accordance with the Contract Documents and the General Conditions of the Idaho Standards for Public Works Construction (ISPWC).

ARTICLE 4. CONTRACT TIMES/LIMITATIONS

4.01 Substantial Completion

The Contractor shall begin work in conformance with the Contract Documents and shall complete the work prior to the date of completion. The project site will be available to the Contractor for project implementation following Notice to Proceed anticipated by May 18, 2023.

All exterior work including framing, roof, siding, doors, painting, flow meter vault, and pavers shall be complete no later than October 1, 2023.

The work to be performed pursuant to this Contract, shall be substantially complete no later than December 31, 2023.

The project will be considered “Substantially Complete” when all work is complete, tested, and operational.

4.02 Final Completion

The work shall be finally complete and ready for final payment, in accordance with Paragraph 14.07 of the ISPWC General Conditions, within 5 working days of the date of Substantial Completion Certification.

4.03 Working Hours

Work can be performed 5 days a week (Monday through Friday) for a period of 12 hours (7:00 am to 7:00 PM) per day. Adjustment of the contract time can be made in accordance with the provisions of the Contract Documents as directed by the Project Engineer, Public Works Director, or the OWNER.

4.04 Liquidated Damages

- A. CONTRACTOR and OWNER recognize that time is of the essence of this Agreement and that OWNER will suffer financial loss if the Work is not completed within the times specified in paragraph 4.02 above, plus any extensions thereof allowed in accordance with Article 12 of the ISPWC Section 100 General Conditions. The parties also recognize the delays, expense, and difficulties involved in proving in a legal proceeding the actual loss suffered by OWNER if the Work is not completed on time. Accordingly, instead of requiring any such proof, OWNER and CONTRACTOR agree that as liquidated damages for delay (but not as a penalty), CONTRACTOR shall pay OWNER \$500.00 for each day that expires after the time specified in paragraph 4.02 for Substantial Completion until the Work is substantially complete. After Substantial Completion, if CONTRACTOR shall neglect, refuse, or fail to complete the remaining Work within the Contract Time or any proper extension thereof granted by OWNER, CONTRACTOR shall pay OWNER \$500.00 for each day that expires after the time specified in paragraph 4.02 for completion and readiness for final payment until the Work is completed and ready for final payment.

ARTICLE 5. CONTRACT PRICE

OWNER shall pay CONTRACTOR for completion of the Work in accordance with the Contract Documents the amount of _____ (\$ _____) in current funds equal to the sum of the amounts determined pursuant to the CONTRACTOR’s Bid Proposal contained in Bid Form, Article 5, Section III.

ARTICLE 6 - PAYMENT PROCEDURES

6.01 Submittal and Processing of Payments

- A. CONTRACTOR shall submit Applications for Payment in accordance with Article 14 of the General Conditions. Applications for Payment will be processed by ENGINEER as provided in the General Conditions. Contractor shall provide an example Application for Payment submittal to the Project Engineer at the start of the project for review and approval.

6.02 *Progress Payments; Retainage*

- A. OWNER shall make progress payments on account of the Contract Price on the basis of CONTRACTOR's Applications for Payment on or about the 30th day of each month during performance of the Work as provided in paragraphs 6.02.A.1 and 6.02.A.2 below. All such payments will be measured by the schedule of values established in paragraph 2.07.A of the General Conditions (and in the case of Unit Price Work based on the number of units completed) or, in the event there is no schedule of values, as provided in the General Requirements:
 - 1. Prior to Substantial Completion, progress payments will be made in an amount equal to the percentage indicated below but, in each case, less the aggregate of payments previously made and less such amounts as ENGINEER may determine or OWNER may withhold, in accordance with paragraph 14.02 of the General Conditions:
 - a. 95% of Work completed (with the balance being retainage): and
 - b. 95% of cost of materials and equipment not incorporated in the Work (with the balance being retainage).
 - 2. Upon Substantial Completion, Owner shall pay an amount sufficient to increase total payments to Contractor to 95 percent of the Work completed, less such amounts as ENGINEER shall determine in accordance with Paragraph 14.02.B.5.

6.03 *Final Payment*

- A. Upon final completion and acceptance of the Work in accordance with paragraph 14.07 of the General Conditions, OWNER shall pay the remainder of the Contract Price as recommended by ENGINEER as provided in said paragraph 14.07, less any sum Owner is entitled to set off against Engineer's recommendation, including but not limited to liquidated damages.

ARTICLE 7 - INTEREST

- 7.01 All moneys not paid when due as provided in Article 14 of the General Conditions shall bear interest at the rate of 5% per annum.

ARTICLE 8. INDEPENDENT CONTRACTOR

The parties warrant by their signature that no employer-employee relationship is established between the Contractor and the OWNER by the terms of this contract. It is understood by the parties hereto that the Contractor is an independent contractor and as such neither it nor its employees, agents, representatives or subcontractors, if any, are employees of the OWNER for purposes of tax, retirement system, or social security (FICA) withholding.

ARTICLE 9. SCOPE OF SERVICES

The Contractor shall perform all services required by the Contract Documents. All work shall be completed in accordance with the specifications and plans established for this project.

ARTICLE 10. HOLD HARMLESS/INDEMNIFICATION

In addition to other rights granted the OWNER by the Contract Documents, the Contractor shall indemnify and save harmless the Architect and the Owner, its officers and employees, from all suits, actions, or claims of any character brought because of any injuries or damages received or sustained by any person, persons, or property on account of the operations of the Contractor or his subcontractors; or on account of or in consequence of any neglect in safeguarding the work; or through use of unacceptable materials in constructing the work; or because of any act or omission, neglect, or misconduct of the Contractor or his subcontractors; or because of any claims or amounts recovered from any infringements of patent, trademark or copyright; or from any claims or amounts arising or recovered under the Workmen's Compensation Act or any other law, ordinance, order or decree.

ARTICLE 11. CONFLICT OF INTEREST

The Contractor covenants that it presently has no interest and will not acquire any interest, direct or indirect, in the project which would conflict in any manner or degree with the performance of its services hereunder. The Contractor further covenants that, in performing this Contract, it will employ no person who has any such interest. Should any conflict of interest arise during the performance of this Contract, Contractor shall immediately disclose such conflict to the Project Manager, Architect and the OWNER.

ARTICLE 12. ENTIRE AGREEMENT, MODIFICATION AND ASSIGNABILITY

This Contract and the exhibits hereto contain the entire agreement between the parties, and no statements, promises, or inducements made by either party, or agents of either party are valid or binding unless contained herein. This contract may not be enlarged, modified or altered except upon written agreement signed by the parties hereto. The Contractor may not subcontract or assign its rights (including the right to compensation) or duties arising hereunder other than as contemplated by the Contract Documents, without the prior written consent and express authorization of the OWNER.

ARTICLE 13. ADHERENCE TO LAW REQUIRED

All applicable local, state and federal statutes and regulations are hereby made a part of this contract and shall be adhered to at all times. Violation of any of these statutes or regulations by the Contractor shall be deemed material and shall subject the Contractor to termination of this contract for cause. No pleas of misunderstanding or ignorance on the part of the Contractor will in any way serve to modify the provisions of this requirement. The Contractor and his surety shall indemnify and save harmless the OWNER and the City of McCall and its employees, agents and representatives against any claim or liability arising from or based on the violation of any such laws, codes, ordinances, or regulations, whether by himself, his employees, or his subcontractors.

ARTICLE 14. LEGAL FEES

In the event either party incurs legal expenses to enforce the terms and conditions of this contract, the prevailing party is entitled to recover reasonable attorney's fees and other costs and expenses, whether the same are incurred with or without suit.

ARTICLE 15. SPECIAL WARRANTY

The Contractor warrants that nothing of monetary value has been given, promised or implied as remuneration or inducement to enter into this Contract. The Contractor further declares that no improper personal, political or social activities have been used or attempted in an effort to influence the outcome of the competition, discussion, or negotiation leading to the award of this Contract. Any such activity by the Contractor shall make this Contract null and void.

ARTICLE 16. COMMUNICATIONS

Such communications as are required by this contract shall be satisfied by mailing or by personal delivery to the parties at the following address:

Contractor:

Owner: City of McCall
216 E. Park Street
McCall, Idaho 83638

IN WITNESS WHEREOF, said Contractor and the OWNER or City has caused this Contract to be executed on the day and year first above written.

Contractor:

Owner:

_____ by:

_____ Robert Giles, Mayor

ATTEST:

_____ BessieJo Wagner, City Clerk

Approved As To Form:

_____ William F. Nichols, City Attorney

ACKNOWLEDGMENT

On this _____ day of _____, 2023, before me, a Notary Public of the State of Idaho, personally appeared _____, in his official capacity as _____, known to me to be the person described in the above document and acknowledged to me he executed the same.

SEAL

_____ Notary Public residing at _____.
My Commission expires _____

V. GENERAL CONDITIONS OF THE CONTRACT

In addition to the general conditions described in this section, this project shall comply with the Standard General Conditions of the Construction Contract, 2017 Idaho Standards for Public Works Construction, Division 100. In case of a discrepancy between ISPWC, the general conditions described in this document shall govern.

GC-1. GENERAL

1. All labor, materials, equipment, traffic control, and incidentals necessary for the completion of the work, as herein described in these specifications and as shown on the plans, shall be furnished by the Contractor. All work performed under this contract shall be completed in strict accordance with this PROJECT MANUAL, the project PLANS and where referenced, City of McCall Standard Construction Specifications and the Idaho Standards for Public Works Construction (ISPWC). The PROJECT MANUAL and the project PLANS have precedence over City and ISPWC standards where there is a difference.
2. Damage to properties caused by the Contractor shall be repaired and paid for by the Contractor.
3. Settlement or premature deterioration of asphalt and base materials that occurs within a year from the date of 'Substantially Complete' shall be repaired at the Contractor's expense.
4. Equipment must be operated in such a manner as to minimize the damage to the surface of the existing roadways, driveways and landscaped areas. Track-type backhoes shall be equipped with approved street-use type tracks when necessary.
5. Construction items which are not explicitly covered in these written specifications but are required to make a functioning installation shall not be misconstrued by the Contractor as not being a part of the scope of the work covered by the contract. Those items which are not specifically covered in these specifications, but are required by the plans, shall be constructed in accordance with the construction industry's highest standards.
6. 'LOCATES' shall be the responsibility of the Contractor.
7. Unless otherwise directed, the Contractor shall refer to and comply with the requirements of ISPWC, latest edition.
8. Traffic control for all work is the full responsibility of the Contractor and shall adhere strictly to the requirements of the General Condition GC 31, the MUTCD, and as directed by the Project Engineer. One lane of traffic in each direction shall be maintained at all times. The contractor shall notify individual property owners at least 24 hours in advance as to when their driveways will be disrupted for construction activities.
9. It is the intent and purpose of these specifications and plans to obtain good workmanship throughout with the completed work complying with said specifications and plans and in full working order upon completion. Work will not be accepted until this result is obtained.
10. All debris or rubbish generated by the contractor's operations shall be removed and the areas occupied during such operation shall be left in a neat appearing condition. Any property, public or private, damaged by the contractor shall be repaired to its original condition at the expense of the Contractor.
11. Any damage to private property shall be repaired, replaced in kind, or the Owner compensated as required by the Project Documents.
12. Upon the satisfactory completion of all work embraced in the contract and specifications, including the cleanup, together with full compliance with the requirements of the General Specifications the Engineer

will, within one hundred-twenty (120) days after such completion and compliance, issue a certificate of completion to the Owner with two (2) copies to the Contractor.

GC-2. COMPLIANCE

The Contractor shall observe and comply with all Federal, State, and Local laws, codes, ordinances, and regulations, including all licensing and permit requirements which, in any manner, apply to the work being performed under this contract. No pleas of misunderstanding or ignorance on the part of the Contractor will in any way serve to modify the provisions of this requirement. The Contractor and his/her surety shall indemnify and save harmless the OWNER or City and its employees, agents and representatives against any claim or liability arising from or based on the violation of any such laws, codes, ordinances, or regulations, whether by himself/herself, his/her employees, or his/her subcontractors.

All work shall be completed in accordance with the specifications and plans established for this project.

GC-3. DEFINITIONS

TERM	DEFINITION
Attorney	The City Attorney of McCall, Idaho.
Bid/Proposal	The written document which is required to be signed by the bidder and which contains the formal statement of price or prices to be paid by the City for the performance required, and which consists of Section III of this project manual
City	The City of McCall, Valley County, Idaho, a municipal corporation existing under and by virtue of the laws of the State of Idaho. Action herein designated as taken by the City is to be considered the acts of the Council acting through the Mayor and Clerk.
Clerk	The duly appointed City Clerk of the City of McCall, Idaho.
Contract Documents	These generally consist of the plans and project manual (specifications), agreement, performance bond, payment bond and proof of various types of insurance, including all modifications thereof incorporated in the documents before their execution. These are identified in the Contract.
Contractor	The person, persons, firm, partnership, corporation or other entity contracting to do the work under these specifications. The term also includes the Contractor's agents or employees.
Council	The duly elected Council of the City of McCall, Idaho.
Engineer	The Project Engineer and resident engineers and inspectors acting under his/her orders; their authority being limited to the particular duties to which they are assigned.

Owner	The individual/entity that has ownership over the construction project and financial liability for implementation of the project. For this project, the owner is The City of McCall
Project Manager/Construction Manger	The City of McCall City Engineer, who has been assigned responsibility of project management of the "Project", by the McCall Public Works Director, and assumes the role of representation of the OWNER.
Subcontractor	The person, persons, firm, corporation or other entity performing work under contract with the 'Contractor' but subject, in such performance, to all the requirements of the 'Contract Documents' insofar as they are pertinent.

GC-4. PLANS AND SPECIFICATIONS AND ADDITIONAL DRAWINGS

- A. The plans for this improvement and the specifications accompanying them shall be considered as a whole, and anything shown or called for in one and omitted in the other is as binding as if called for or shown by both. Figure dimensions shall be in all cases used in preference to scale dimensions. The intention of the documents is to include all labor and materials, equipment and transportation necessary for the proper execution of the work. Materials or work described in words so applied having a well-known technical or trade meaning shall be held to refer to such recognized standards.
- B. The Project Engineer shall furnish to the Contractor the necessary plans and specifications required for the execution of the work at no additional cost. The Project Manager or Engineer shall furnish with reasonable promptness, additional instructions, by means of drawings or otherwise, necessary for the proper execution of the work.
- C. The Contractor shall submit with such promptness as to cause no delay in his/her own work or in that of any other Contractor, copies of all shop drawings and schedules required for the work of various trades as required by the Project Manager or Engineer, and the Project Manager or Engineer shall review them with reasonable promptness, making desired corrections relating to effects on design. The Contractor shall make any corrections required by the Project Manager or Engineer, file with him such corrected copies as the Engineer shall direct, and furnish such other copies as may be needed. The Project Manager or Engineer's approval of such drawings or schedules shall not relieve the Contractor from responsibility for deviation from drawings or specifications, unless he/she has in writing called the Project Manager or Engineer's attention to such deviation at the time of submission, nor shall it relieve him from responsibility for errors of any sort in shop drawings or schedules.
- D. The Contractor shall keep one copy of all project drawings and specifications on site and in good order, available to the Project Manager or Engineer, and their representatives.

GC-5. CONSTRUCTION REQUIREMENTS

- 1. Excavation, including disposal, shall be in accordance with the latest addition of the Idaho Standards for Public Works Construction (ISPWC) and the standards of the of City of McCall.
- 2. Three (3) days prior to construction, Contractor shall contact Dig-Line (800-342-1585) to locate all existing utilities.

3. Mobilization shall consist of preparatory work and operations, including but not limited to, those necessary for the movement of personnel, equipment, supplies and incidentals to the project site; for the establishment of offices, buildings and other facilities necessary for the work on the project; for premiums on bond and insurance for the project; for all other work and operations which must be performed or costs incurred before beginning production work on the various contract items.

GC-6. INSPECTION

Work performed under this contract shall be inspected at various stages of progress. These inspections include, but shall not be limited to the following:

- a. Prior to and during the placement of base materials and all testing of placed materials.
- b. Prior to and during the placement of all plant mix asphalt pavement and all testing of placed materials.
- c. At the completion of the job, after all cleanup, backfilling, site stabilization and all other work is done and job is ready for final acceptance.

It shall be the responsibility of the Contractor to notify the Project Manager when the various phases of the project are ready for inspection.

Request for inspection may be verbal but shall be given in sufficient time to allow the Project Manager to arrange to be present as required. Failure to notify the Project Manager of the inspections shall be sufficient ground to reject the uninspected work and cause it immediate removal.

All discrepancies indicated by the inspector shall be corrected by the Contractor and reinspected before the next phase of operation is started. No claim shall be made for delays caused by correction of work found unacceptable to the inspector.

GC-7. CONSTRUCTION WARRANTY

The Contractor's standard warranty and guarantee period, as described in Section 100 of the ISPWC General Conditions, shall be for 1 year, with the exception of concrete spalling, which shall carry a 2 year warranty. The warranty period shall commence on the date of final project acceptance by the OWNER.

GC-8. ALTERATION OR MODIFICATION OF CONTRACT DOCUMENTS

No alteration or modification of the terms and conditions of the Contract Documents, except by written change order as provided herein, will be binding unless outlined in detail in a separate written addendum, and then only when properly signed and attested by the Contractor, the OWNER, and the Engineer.

GC-9. INVESTIGATION BY BIDDERS

The instructions to bidders cover the general scope of this investigation under the article entitled "Examination of the Plans, Specifications and Site". Bidders are specifically instructed to faithfully examine and investigate all bid prices submitted on their proposals. No bidder may, without the consent of the OWNER or City, withdraw his/her proposal or claim damages or extra compensation by reason of any error or omission made by said bidder in preparing his/her proposal.

GC-10. INTERPRETATION OF THE SPECIFICATIONS

- A. In the event the specifications and plans are deficient or not clearly expressed, the parties submitting proposals hereunder must apply to the Project Manager or Engineer for the required information or explanation before the bids are submitted.

- B. The request for such explanation or interpretation shall be made in writing and the person submitting the request will be responsible for its prompt delivery. Such interpretation or explanation will be given by the Engineer in writing and a copy will be filed in the office of the City Clerk. The OWNER or the City will not be responsible for any other explanation or interpretation of the plans and specifications. After submission of bids, no bidder shall claim any misunderstanding in or to the nature of the amount of work to be performed or attempt to hold the OWNER or City or any person responsible for any error or omission that may have been made by the bidder.

GC-11. CONTRACTS

- A. Contract Form

- 1. A copy of the construction contract form is included in these documents.

- B. Execution of Contract

- 1. Within seven (7) days after receiving properly prepared Contract Documents from the OWNER, the successful bidder shall sign and return the contract to the OWNER. Work shall be started upon written notice to proceed from the Project Manager.
 - 2. The Contractor agrees that he/she is as fully responsible to the OWNER and the City for the acts and omissions of his/her subcontractors and of persons either directly or indirectly employed by them, as he/she is for the acts and omissions of persons directly employed by him, and that the Contractor shall hold the OWNER and the City harmless for any activities of such subcontractors and shall indemnify and defend the OWNER and the City from damages and claims of whatever nature relating or resulting to the activities of such subcontractors.

- C. Subcontracts

- Subcontractors, Equipment and Material: The successful bidder, in addition to listing the names and addresses of subcontractors in his/her bid, shall, within seven (7) days after award of the contract, notify the Engineer in writing of the names of all major equipment and material suppliers proposed for the principal parts of the work, and for such others as the Engineer may direct, and shall not employ any subcontractors, (or purchase any equipment), to which the Engineer, OWNER or the City may within a reasonable time object to as incompetent or undesirable.

- 2. Relations of Contractor and Subcontractor: The Contractor agrees to bind every subcontractor and every subcontractor agrees to be bound by the terms of the construction contract, the information to bidders, the general conditions, the plans, and the specifications as far as applicable to his/her work, including the following provisions of this article, unless specifically noted to the contrary in a subcontract approved in writing as adequate by the OWNER through its Engineer. Nothing in this section shall create any obligation on the part of the OWNER to pay to or to see to the payment of any sums to any subcontractor.

- a. The Subcontractor shall agree:

- (1) To be bound to the Contractor by the terms of the Contract Documents, and to assume toward him all the obligations and responsibilities that he, by those documents, assumes toward the owner. Nothing contained in the Contract Documents shall create any contractual relation between any subcontractor and the OWNER.

- (2) To submit to the Contractor applications for payment in such reasonable time as to enable the Contractor to apply for payment. The Project Manager or Engineer shall, on request, furnish to any subcontractor, wherever practical, evidence of the amounts certified on his/her account.
- (3) To make all claims for extras, for extension of time and for damages for delays or otherwise, to the Contractor in the manner provided in the general conditions for like claims by the Contractor upon the owner, except that the time for making claims for extra cost is one week from the date such claim arises.

b. The Contractor agrees:

- (1) To be bound to the subcontractor by all the obligations that the OWNER or City assumes to the Contractor under the Contract Documents.
- (2) To pay the subcontractor for conforming work, upon the payment of certificates, if issued under the terms of payments for the work, the amount allowed to the Contractor on account of the subcontractor's work to the extent of the subcontractor's interest therein.
- (3) To pay the subcontractor for conforming work, upon the payment of certificates, if issued otherwise than as in (2) so that at all times his/her total payments shall be as large in proportion to the value of the work done by him as the total amount certified to the Contractor is to the value of the work done by him.
- (4) To pay the subcontractor for conforming work to such extent as may be provided by the Contract Documents or the subcontract if either of these provides for earlier or larger payments than the above.
- (5) To pay the subcontractor for conforming work on demand on his/her work or materials as far as executed and fixed in place, less retained percentage, at the time the certificate should be issued, even though the Engineer fails to issue it for any cause not the fault of the subcontractor.
- (6) To make no demands for liquidated damages or penalty for delay in any sum in excess of such amount as may be specifically named in the subcontract.
- (7) That no claim for services rendered or material furnished by the Contractor to the subcontractor shall be valid unless written notice thereof is given by the Contractor to the subcontractor during the first ten (10) days of the calendar month following that in which the claim originated.
- (8) To give the subcontractor an opportunity to be present and to submit evidence in any hearing involving his/her rights.
- (9) To pay each subcontractor for satisfactory performance of its contract no later than 20 calendar days from receipt of each payment the Contractor receives from the OWNER or City. The Contractor shall return retainage to each Subcontractor within 20 calendar days after the Subcontractor's work is satisfactorily completed.
- (10) To certify with each estimate payment to Subcontractors has been made within the prescribed time frames. The certification will be made on forms provided by

the OWNER or City, and returned within 20 calendar days of receiving the estimate payment.

D. OWNER or City's Right to Terminate Contract - If the Contractor:

1. Fails to begin work under the contract within the time specified in the "Notice to Proceed"; or
2. Fails to supply sufficient skilled personnel or suitable materials or equipment to complete the work within the time limits specified; or
3. Performs the work unsuitably or neglects or refuses to remove materials or to re-perform such work which is not in accordance with the plans and specifications; or
4. Discontinues the prosecution of the work for more than ten (10) days; or
5. Fails to resume work which has been discontinued within a reasonable time after notice to do so; or
6. Fails to make prompt payments to subcontractors or for labor, materials, or equipment; or
7. Disregards laws, ordinances, or the instruction of the Engineer; or
8. Becomes insolvent or is declared bankrupt, or commits any act of bankruptcy or insolvency; or
9. Makes an assignment for the benefit of creditors; or
10. Is guilty of a substantial violation of any provisions of the contract; in any such event(s), the OWNER or City, upon recommendation of the Project Manager or Engineer that sufficient cause exists to justify such action may, without prejudice to any other right or remedy, give notice to the Contractor and his/her surety of such delay, neglect, or default. If the Contractor or his/her surety, within a period of ten (10) days after such notice, does not proceed in accordance therewith, then the OWNER or City shall have full power and authority, without violating the contract, to take the prosecution of the work from the Contractor. The OWNER or City may appropriate or use any or all materials and equipment on the grounds as may be suitable and acceptable and may enter into an agreement for the completion of said contract according to the terms and provisions thereof, or use such other methods as may be required for the completion of the contract in an acceptable manner.

Costs and charges incurred by the OWNER or City, together with the cost of completing the work under the contract, will be deducted from any moneys due or which may become due the Contractor. If such expense exceeds the sum which would have been payable under the contract, then the Contractor and its surety shall be liable and shall pay to the OWNER or City the amount of such excess.

- E. Contractor's Right to Stop Work or Terminate Contract: If the work should be stopped pursuant to lawful order of a court of competent jurisdiction, or pursuant to lawful order of other public authority having jurisdiction, for a period of three months, through no act or fault of the Contractor or of anyone employed by him, or if the Engineer should fail to issue any certificate for payment within thirty (30) days after it is due, or if the OWNER or City should fail to pay to the Contractor within thirty (30) days of its maturity and presentation, any sum certified by the Engineer or awarded by the court, then the Contractor may, upon twenty-two (22) days notice to the OWNER or City and Engineer, stop work or terminate this contract or recover from the OWNER or City payment for all work executed and any loss sustained upon any plant or materials and reasonable profit and damages.

- F. Assignment: The Contractor shall not assign this contract or sublet or subcontract any portion of it without the prior written consent of the OWNER or City nor shall the Contractor assign any moneys due or to become due to him hereunder, without the prior written consent of the OWNER or City. Any such assignment or sublet without such prior written consent shall be null and void and shall be a ground for termination for cause of this contract by the OWNER or City.

GC-12. AUTHORITY OF THE ENGINEER AND SUSPENSION OF WORK

If the performance of all or any portion of the work is suspended or delayed by the Engineer or Project Manager for an unreasonable period of time (not originally anticipated, customary, or inherent to the construction industry) and the Contractor believes that additional compensation and/or contract time is due as a result of such suspension or delay, the Contractor shall submit to the Project Manager or Engineer in writing a request for adjustment within seven calendar days of receipt of the notice to resume work. The request shall set forth the reasons and support for such adjustment.

Upon receipt, the Project Manager or Engineer will evaluate the Contractor's request. If the Project Manager or Engineer agrees that the cost and/or time required for the performance of the contract has increased as a result of such suspension and the suspension was caused by conditions beyond the control of and not the fault of the Contractor, its suppliers, or subcontractors at any approved tier, and not caused by weather, the Engineer will make adjustment as provided (excluding profit) and modify the contract in writing accordingly. The Engineer will notify the Contractor of the determination whether or not an adjustment of the contract is warranted.

No contract adjustment will be allowed unless the Contractor has submitted the request for adjustment within the time prescribed.

No contract adjustment will be allowed under this clause to the extent that performance would have been suspended or delayed by any other cause, or for which an adjustment is provided for or excluded under any other term or condition of this contract.

GC-13. CHANGES AND EXTRA WORK

The Engineer reserves the right to make, at any time during the work, such changes in quantities and such alterations in the work as are necessary to satisfactorily complete the project. Such changes in quantities and alterations shall not invalidate the contract nor release the surety, and the Contractor agrees to perform the work as altered.

If the alterations or changes in quantities significantly change the character of the work under the contract, whether or not changed by any such different quantities or alterations, an adjustment, excluding loss of anticipated profits, will be made to the contract. The basis for the adjustment shall be agreed upon prior to the performance of the work. If a basis cannot be agreed upon, then an adjustment will be made either for or against the Contractor in such amount as the Engineer may determine to be fair and equitable.

If the alteration or changes in quantities do not significantly change the character of the work to be performed under the contract, the altered work will be paid for as provided elsewhere in the contract.

The term "significant changes" shall be construed to apply only to the following circumstances:

- a. When the character of the work as altered differs materially in kind or nature from that involved or included in the original proposed construction; or
- b. When a major item of work, as defined elsewhere in the contract, is increased in excess of 125 percent or decreased below 75 percent of the original contract quantity. Any allowance for an increase in quantity shall apply only to that portion in excess of 125 percent of original contract item quantity, or in case of a decrease below 75 percent, to the actual amount of work performed.

GC-14. DIFFERING SITE CONDITIONS

During the progress of the work, if subsurface or latent physical conditions are encountered at the site differing materially from those indicated in the contract or if unknown physical conditions of an unusual nature, differing materially from those ordinarily encountered and generally recognized as inherent in the work provided for in the contract, are encountered at the site, the party discovering such conditions shall promptly notify the other party in writing of the specific differing conditions before they are disturbed and before the affected work is performed.

Upon written notification, the Project Manager or Engineer will investigate the conditions, and if it is determined that the conditions materially differ and cause an increase or decrease in the cost or time required for the performance of any work under the contract, an adjustment, excluding loss of anticipated profits, will be made and the contract modified in writing accordingly. The Project Manager or Engineer will notify the Contractor of the determination whether or not an adjustment of the contract is warranted.

No contract adjustment which results in a benefit to the Contractor will be allowed unless the Contractor has provided the required written notice.

GC-15. MEASUREMENT AND PAYMENTS

- A. The PAYMENT for all work described by the Plans and Specifications to construct this project shall be the unit price and lump sum amounts given in the Contractor's proposal / bid schedule, which price and payment includes all labor, materials, equipment, bonds, warranties, taxes, insurances, mobilization, cleanup, traffic control, permits, tests, shop drawings, submittal, freight, and incidental costs necessary to construct the improvements shown on the Plans and described in the Specifications and Contract Documents.

Individual pay items and units of measurement for payment are set forth in the Bid Schedule and Technical Specifications.

- B. The Contractor shall file monthly requests for payment with the Project Manager for all work completed on the Project for each month, respectively. Payments will be made by the "OWNER" for all work verified by the Engineer and approved by the OWNER and City Council via the Finance Department's warrant register.
- C. The OWNER or City may, but is not obligated to, withhold any payments to the Contractor, in addition to retained percentage, in such an amount or amounts as may be necessary to cover:
1. Payments that may be earned or due for just claims or labor or materials furnished in and about the work;
 2. Defective and/or condemned and/or non-conforming work or materials not remedied;
 3. Failure of the Contractor to make proper payments to a subcontractor;
 4. Reasonable doubt that this contract can be completed for the balance then unpaid;
 5. Damages to another Contractor where there is evidence thereof;
 6. Payments that cover all taxes, excises and license fees due the State and its taxing entities whether or not these monies are yet due and payable.

The OWNER or City shall have the right, but not the obligation, to disperse and shall have the right to act as agent for the Contractor for the limited purpose of dispersing such funds as have been withheld pursuant to this paragraph to the party or parties who are entitled to payment there from. In the event the OWNER or City elects to disperse such funds, the OWNER or City shall render to the Contractor a proper accounting of all such funds dispersed on behalf of the Contractor. Nothing herein shall create in such party or parties entitled to payment a cause of action against the OWNER or City for failure to exercise its rights pursuant to this section. Contractor further agrees that no cause of action shall accrue on behalf of the Contractor as a result of the OWNER or City's exercise of such right to disperse.

These requirements shall also apply to first or lower tier subcontractors.

GC-16. ABANDONMENT OF WORK

If the Contractor abandons the work for a period of fourteen (14) days for any cause other than failure of the OWNER to make monthly payments, or refuses to comply with the provisions of the plans and specifications, the OWNER

shall have the right to notify the Contractor's surety and require said surety to complete the work in accordance with the aforesaid plans and specifications. In the event no liens or claims have been filed and the OWNER fails to make progress payments, the Contractor may then, at his/her option, cease operations until payments are resumed by notifying the OWNER of his/her intention to cease operations for this cause. Should the Contractor abandon the work, fail or refuse to complete the work embraced in this contract, or fail to pay just claims for labor and materials, the OWNER reserves the right to charge against the Contractor, and Contractor agrees to pay, all legal, engineering, or other costs caused by such abandonment, failure or refusal. The Contractor agrees that such legal costs shall also include the OWNER's costs of defending any suits in connection with such abandonment, failure or refusal and nonpayment of claims wherein the OWNER is made a co-defendant.

GC-17. AUTHORITY OF PROJECT MANAGER AND ENGINEER

- A. The Project Manager or Engineer shall decide questions which may arise as to the quality and acceptability of materials furnished and work performed, and as to the manner of performance and rate of progress of the work; questions which may arise as to the interpretation of the plans and specifications; and questions as to the satisfactory and acceptable fulfillment of the terms of the contract.
- B. The Project Manager or Engineer, including his/her employees and agents shall at all times have access to the work wherever it is in preparation or progress and the Contractor shall provide proper facilities for such access and for inspection. Inspections by the Project Manager or Engineer shall be promptly made. If any work should be covered up without approval or consent of the Engineer, it shall be uncovered, if required by the Engineer, for examination. The costs associated with the uncovering of such non-approved work shall be the responsibility of Contractor and shall not be charged to the OWNER or City.
- C. Reexamination of questioned work may be ordered by the Project Manager or Engineer and if so ordered the work must be uncovered by the Contractor. If such work be found in accordance with the plans and specifications, the OWNER or City shall pay the cost of the reexamination and replacement. If such work is found not in accordance with the plans and specifications, the Contractor shall pay such costs.

GC-18. PERFORMANCE AND PAYMENT BONDS

The Contractor shall execute a separate performance bond and payment bond, each in penal amounts at least equal to 100% of the of the full contract price, such bonds to be executed by a corporate bonding company (surety) licensed to do business in the State of Idaho and which is acceptable to the OWNER or City. Such corporate bonding company (surety) shall be required to be named on the current list of "Surety Companies Acceptable on Federal Bonds" as published in the Treasury Department Circular Number 570. The premiums of such bonds shall be paid by Contractor. The performance bond shall be conditioned upon the Contractor's faithful performance of all the covenants and agreements on the part of the Contractor to be kept and performed at the times and in the manner set forth in the agreement, including the repair or replacement where required, or the cost of repair or replacement, of all work performed under the terms of this agreement. The payment bond shall be conditioned upon the payment to all persons, including subcontractors, who have, and fulfill, contracts for performing labor and furnishing materials in the prosecution of the work provided for in such contract, provided that every such payment bond shall be construed, regardless of its language, as incorporating within its provisions the obligation to pay those persons who furnish labor or materials as stated in the Contract Documents.

Such bonds shall remain in full force and effect during the term of this agreement and during the terms of any warranty required by the specifications and shall be held in the custody of the OWNER or City. The current power of attorney for the persons who sign for the surety company shall be attached to the bond. The power of attorney shall be sealed and certified with a "first hand signature" by an officer of the surety. A facsimile signature shall not be acceptable to the OWNER or City.

If, at any time, a surety on any such bond is declared as bankrupt or loses its right to do business in the state of Idaho or is removed from the list of surety companies accepted on Federal bonds, the Contractor shall, within ten (10) days

after notice from the OWNER or City to do so, substitute an acceptable bond (or bonds) in such form and sum signed by such other surety or sureties as may be satisfactory to the OWNER or City. The expense of such replacement bonds shall be borne by the Contractor. No further payments by the OWNER or City pursuant to this contract shall be deemed due nor shall be made until the new surety or sureties shall have furnished an acceptable bond to the OWNER or City.

GC-19. INSURANCE/CITY TO BE NAMED AS ADDITIONAL INSURED

The Contractor shall not commence work until he/she has obtained all insurance required under this section or until he/she has satisfied the OWNER or City in this respect; nor shall he/she allow any subcontractor to commence work until such subcontractor has also obtained such required insurance applicable to such subcontractor's work. The Contractor shall maintain such required insurance coverage throughout the term of this contract as will hold the OWNER or City harmless and shall indemnify the OWNER or City for any losses arising out of the Contractor's operations, including any contingent liability arising there from. The cost of such insurance shall be borne by the Contractor. The Contractor shall furnish copies of all insurance policies and/or certificates of insurance to the OWNER or City at the time of execution of this agreement. Each policy shall include a provision to the effect that it shall not be subject to cancellation, or reduction in the amounts of its liabilities, or any other material change, until notice has been given in writing to the OWNER or City and the Engineer not less than fifteen (15) days prior to such action. Contractor shall further cause the OWNER or City to be named as an additional insured on all applicable insurance policies.

- A. The Contractor shall take out and maintain during the term of this contract, statutory worker's compensation insurance for all employees who will work on this project, and if any work is subcontracted, the Contractor shall require the subcontractor similarly to provide such insurance for all of the latter's employees unless they are included under the protection afforded by the Contractor.
- B. The Contractor shall take out and maintain during the term of this contract comprehensive public and general liability insurance in accordance with the Project Specifications and Section 100 – General Conditions of the ISPWC
- C. The Contractor shall take out and maintain during the term of this contract builders risk insurance which shall be written in completed value form, shall protect the Contractor and the OWNER or City against 'all risks' of direct physical loss to buildings, structures, equipment and materials to be used in providing, performing or completing the project. This insurance shall be written with limits not less than the insurable value of the project at completion. This insurance shall include coverage while equipment or materials are in warehouses, during installation, during testing, and after the project is completed, but prior to final payment.
- D. Contractor's Responsibility for Materials. The Contractor shall be responsible for all materials and work performed until final acceptance by the OWNER or the City.
- E. Contractor shall require all subcontractors to maintain the above referenced insurance requirements and shall verify that such requirements have been met by requiring all subcontractors to provide certification therefore.

GC-20. PATENT ROYALTIES AND PROCESS FEES

The Contractor shall furnish the OWNER or City a license or licenses for the use of any process or processes in connection with this project. The Contractor shall include in the unit price bid any patent royalties or license fees for equipment installed or construction methods used.

GC-21. CONTRACTOR RESPONSIBLE FOR WORK

The Contractor shall be responsible for all work until its acceptance by the owner.

GC-22. USE OF COMPLETED PORTION

The OWNER or City reserves the right to use and occupy any portion of the improvement which has been completed sufficiently to permit use and/or occupancy, and such use and/or occupancy shall not be construed as an acceptance of the work as a whole or any part thereof. Any claims which the OWNER or City may have against the Contractor shall not be deemed to have been waived by such use and/or occupancy.

GC-23. SIGNATURES

A proposal made by a corporation shall be signed and sealed by the legally authorized officers of said corporation. If awarded the contract, the contract shall also be executed by proper authorized officers and be affixed with the corporate seal. If a proposal or contract is signed by an agent, such agent shall furnish satisfactory written evidence of the agent's authority to sign as the legal representative of the bidder. An authorized partner of a co-partnership may sign the contract subject to the approval of the Attorney, who may, at his/her discretion, require each and every member of the co-partnership to sign the contract.

GC-24. ORDERS TO BEGIN WORK

The successful bidder shall not begin work until after the contract has been executed and the surety bond and insurance has been approved by the Attorney. The order for the Contractor to begin work shall be issued by the Engineer by a written "Notice to Proceed".

GC-25. ORDER OF WORK

- A. The contract period and time of completion will be as set forth Article 4 of the Agreement.
- B. The specific details of the order of work will be worked out in conjunction with the Project Manager or Engineer before construction begins. Before the successful bidder is authorized to begin work, he/she shall attend a pre-construction conference with the Project Manager or Engineer. At this time the successful bidder shall present a written schedule, for the entire project, specifying the beginning and completion dates for each phase of work. Once approved by the Project Manager or Engineer, this schedule shall be adhered to by the Contractor and he/she shall employ the necessary work force and equipment to maintain such schedule. Contractor further agrees that the approval by the Project Manager or Engineer of such schedule shall not create any liability for the Project Manager or Engineer or the OWNER or City for Contractor's means, methods, sequences, techniques or site safety.

GC-26. EFFICIENCY OF OPERATION/LICENSING

The work embraced in this project shall be started at the earliest possible date after signing the contract, and shall be prosecuted regularly and without interruption thereafter, unless otherwise directed by the Engineer. The Contractor shall furnish work force and equipment sufficient to accomplish full completion of the work within the time specified in the proposal and contract. The Contractor shall at all times employ efficient and experienced workers. Contractor shall also require and verify that all workers and subcontractors are licensed in accordance with law and/or regulation.

GC-27. PROTECTION OF WORK AND PROPERTY

- A. The Contractor shall exercise particular care in protecting surrounding buildings, trees, and property from injury during the demolition and construction operation, and shall be responsible for their protection and shall repair or compensate the owner thereof for any damage which may result from such demolition and construction operations. The expense of such compensation or repair shall be borne by Contractor, and shall not be the responsibility of the OWNER or City.
- B. The Contractor shall exercise particular care in protecting trees, located on private or public property, from injury during the demolition and construction operations. If the Contractor's duties under this agreement shall cause any damage, mutilation, or destruction whatsoever, of any public tree, due to Contractor's need

to remove, top, excavate, fill, or compact the roots of such public tree, or by the placement or storage of any materials which are hazardous to trees, near such public tree, the Contractor shall:

1. Inform the City Arborist of such need
 2. Plot the location of such tree on the site plan which is the subject of this agreement; and
 3. Comply with all permit requirements as set forth in Ordinance 853, __8-17-09 City Code §5-8-1 et seq.
- C. Any utilities damaged by the Contractor shall be repaired by the Contractor and the Contractor shall be responsible to maintain temporary service until such damage is repaired. The expense of such repair and/or temporary service shall be borne by Contractor, and shall not be the responsibility of the OWNER or City.
- D. The Contractor shall provide and maintain temporary sidewalks, warning lights, barricades and other preventive means to safeguard pedestrian and vehicular traffic around the construction in accordance with GC-29 and GC-30, the Project Documents, and as deemed necessary by the Engineer and at no expense to the OWNER or City.
- E. During all construction operations, the Contractor shall construct and maintain such facilities as may be required to provide access by all property owners to their property. No person shall be cut off from access to his/her residence or place of business unless the Contractor has made a special arrangement with the affected persons.
- F. Construction operations and parking of vehicles shall be confined to areas designated by the Engineer. Contractor shall consult the proper traffic regulatory authorities regarding the routing of trucks and other vehicles, and shall follow the direction of such authorities.

GC-28. RESPONSIBILITY FOR SAFETY

The Contractor shall be responsible for the safety of his/her work, equipment, and materials until the finished project is accepted by the OWNER or City.

GC-29. GUARDS AND BARRICADES

The Contractor shall erect and maintain such barricades, detour signs and warning lights as will effectively mark any hazards or detours and the Contractor shall be liable for any damage occasioned by his/her acts or negligence, or the acts or negligence of his/her employees, agents or subcontractors, and shall indemnify the OWNER or City and the Engineer against loss and/or liability for any such damage, acts or negligence. Traffic signs shall be in accordance with the standards presented in the most current edition of the "Manual on Uniform Traffic Control Devices" and as specified in TS-2.

GC-30. EXISTING TRAFFIC SIGNS AND FACILITIES

Existing traffic and street name signs which will interfere with construction shall be removed by the Contractor and stored in a safe place. These signs shall not be removed until the Contractor has obtained the consent of the traffic regulatory authorities having jurisdiction and until the necessary measures have been taken to safeguard traffic after the signs have been removed. Preservation and maintenance of the signs shall be the sole responsibility of the Contractor. As soon as sign location no longer interferes with work, the Contractor shall reset all such signs at locations indicated by the traffic regulatory authorities having jurisdiction, in cooperation with the Engineer. All costs incurred in work outlined above shall be considered as incidental to the construction contract, and shall be borne by Contractor.

GC-31. MAINTAINING POSTAL SERVICE

Postal service shall be maintained in accordance with instructions of the U.S. Postal Service. All costs incurred in work outlined above shall be considered as incidental to the construction contract, and shall be borne by Contractor.

GC-32. EMERGENCY WORK

The Contractor will not be allowed added compensation for any emergency work performed on Sundays or legal holidays unless such work is ordered in writing by the Engineer.

GC-33. SUPERVISION OF WORK

- A. During the progress of the work, the Contractor shall employ a competent superintendent and any necessary assistants at the job site. The superintendent shall not be changed except with the approval of the Engineer (or upon the order of the Engineer should the superintendent be or become unsatisfactory to the Engineer) unless the superintendent proves to be unsatisfactory to the Contractor and ceases to be in his/her employ. The superintendent shall represent the Contractor in the Contractor's absence and all directions given to him shall be as binding as if given to the Contractor. Important directions shall be so confirmed on written request in each case.
- B. The Contractor shall give efficient supervision to the work, using his/her best skill and attention. he/she shall carefully study and compare all drawings, specifications and other instructions and shall at once report to the Engineer any error, inconsistency or omission which he/she may discover, but he/she shall not be held responsible for their existence or discovery.

GC-34. CORRECTION AND COMPLETION OF WORK

- A. Correction of Work before Final Payment:
 - 1. The Contractor shall promptly remove from the premises all materials condemned by the Engineer as failing to conform to the contract, whether incorporated in the work or not, and shall re-execute any work condemned by the Engineer as failing to conform to the contract, and the Contractor shall promptly replace such non-conforming materials and re-execute such non-conforming work in accordance with the contract, such costs of replacement and re-execution to be borne by Contractor at no additional expense to the Owner or the City.
 - 2. If the Contractor does not re-execute such non-conforming work and/or remove and replace such non-conforming materials within a reasonable time, fixed by written notice of the Engineer, then and in that event the OWNER or City may remove them and may store the material at the expense of the Contractor. If the Contractor does not pay the expenses of such removal within ten (10) days time thereafter, the OWNER or City may, upon ten (10) days written notice, sell such materials at auction or at private sale and shall account to Contractor for the net proceeds thereof, after deducting all the costs and expenses of such removal, storage, sale and repair. Nothing contained herein shall relieve the Contractor from his/her responsibility to perform the work in accordance with the Contract Documents, nor to reduce the liability of the Contractor to replace such non-conforming materials or re-execute such non-conforming work.
- B. Correction of Work after Final Payment: Neither the final certificate, nor payment, nor any provision in the Contract Documents shall relieve the Contractor of responsibility for faulty and/or non-conforming materials or workmanship and unless otherwise specified, he/she shall remedy any defects due thereto and pay for any damage to other work resulting there from, which shall appear within a period of one (1) year from the date of final acceptance and as specified in GC-7 . The OWNER or City shall give notice of observed defects with reasonable promptness.
- B. Deductions for Uncorrected Work: If the Engineer and the OWNER or City deem it inexpedient to correct work injured or done not in accordance with the contract, an equitable deduction from the contract price shall be made therefore.

GC-35. SUBSTITUTES CLAUSE

In order to establish a basis of quality, certain processes, types of machinery and equipment, or kinds of material, may be specified on the plans or herein, by designating a manufacturer by name and referring to his/her brand or product designation. It is not the intent of these specifications to exclude other processes, equipment or materials or a type and quality equal to those designated.

- A. The materials, products and equipment described in the bidding documents establish a standard or required function, dimension, appearance and quality to be met by any proposed substitution.
- B. Approval of alternate and equal specified equipment and material will be only by addenda issued by the Engineer at least five (5) days prior to the award of contract. All such requests must be accompanied by drawings and specifications in sufficient detail to allow the Engineer to determine whether or not the equipment and materials proposed is equal to that specified. The determination as to whether or not the proposed substitute equals that specified, shall rest solely with the OWNER or City, based upon the opinion of the Engineer. The burden of proof of the merit of the proposed substitute shall be upon the proposer.
- C. No extras will be allowed by the Contractor for any changes required to adopt the substitute equipment; therefore, the Contractor's proposal, including the approved alternate, shall include all costs for any modifications to the plans such as structural and foundation changes, additional piping or changes in piping, electrical changes, or any other modifications which may be necessary or required for approval and adoption of the proposed alternate equipment.

GC-36. DETAILED BREAKDOWN OF CONTRACT PRICE

The Contractor shall within five (5) days after receipt of Notice to Proceed submit a complete breakdown of all lump sum bid items showing the value assigned to each part of the work, including an allowance for profit and overhead.

GC-37. CONTRACTOR'S RESPONSIBILITY FOR UTILITY PROPERTIES AND SERVICE

Certain utilities and structures which are expected to be adjacent to or encountered in the work are shown on the plans. It is known that there are discrepancies and omissions in the locations and quantities of existing utilities and structures shown. Those shown are for the convenience of the Contractor only, and no responsibility is assumed by either the OWNER or City or the Engineer for their accuracy or completeness.

- A. It is the Contractor's responsibility to notify "DIG-LINE/ONE CALL" at 811 prior to excavating and to comply with Idaho Code Section 55-2207 and all other applicable laws and regulations regarding the protection of underground utilities.
- B. At points where the Contractor's operations could cause damage which might result in considerable expense, loss, and inconvenience when his/her operations are adjacent to or near a railway, telephone, television, power, oil, gas, water, sewer, irrigation, or other private or municipal systems, the operations shall be suspended until all arrangements necessary for the protection thereof have been made by the Contractor.
- C. The Contractor shall notify all utility offices which are affected by the construction operation at least forty-eight (48) hours in advance of such construction. Under no circumstances shall the Contractor expose any utility without first requesting permission from and being granted to do so from the affected agency. Once permission has been granted, Contractor shall locate, if necessary, and expose all existing underground utilities in advance of any trenching operation. Hand digging shall be required within twenty-four (24) inches of a marked utility.

- D. The Contractor shall protect all poles from damage. If interfering power poles, telephone poles, guy wires, or anchors are encountered the Contractor shall notify the Engineer and the affected utility company at least forty eight (48) hours in advance of construction operations to permit the necessary arrangements to be made with the affected utility company for protection or relocation of the interfering structure.
- E. The Contractor shall be solely and directly responsible to the owners and operators of such properties for any damage, injury, expense, loss, inconvenience, delay, suits, actions, or claims, of any character brought because of any injuries or damage which may result from the carrying out of the work to be done under the contract. Contractor shall hold harmless, indemnify and defend the OWNER or City from any such claims.
- F. In the event of interruption to domestic water, sewer, storm drain, or to other utility services as a result of accidental breakage, or as a result of being exposed or unsupported, the Contractor shall promptly notify the proper authority. After such notification, the Contractor shall cooperate with said authority in restoration of service as promptly as possible and the Contractor shall bear all costs of repair. In no case shall interruption of any water or utility service be allowed to exist beyond working hours unless prior approval is received from the Engineer.
- G. In the event the Contractor encounters utility lines that interfere with trenching, the Contractor may, by obtaining prior written approval of the appropriate utility company, cut the service, dig through and restore the service with similar and equal materials at the Contractor's expense.

GC-38. STREET CLEANUP DURING CONSTRUCTION

The Contractor shall immediately clean all spilled dirt, gravel, and other foreign material caused by the construction operations from all streets open to public use. Streets within the project’s work zone closed to public use shall be cleaned prior to weekends and prior to opening to public use.

GC-39. WORKMANSHIP AND CLEAN UP

It is the intent and purpose of these specifications and plans to obtain good workmanship throughout with the completed work complying with the said specifications and plans and in full working order upon completion. Work will not be accepted until this result is obtained.

The Contractor shall at all times during the work keep the premises clean and orderly. He/she shall promptly remove all waste materials and rubbish. All directions from the Engineer and all authorized public officials having jurisdiction over health and safety shall be obeyed.

Any damage to private property shall be repaired, replaced in kind, or the Owner compensated as required by the General Specifications.

Upon the satisfactory completion of all work embraced in the contract and specifications, including the cleanup, together with full compliance with the requirements of the General Specifications the Engineer will, within fifteen (15) days after such completion and compliance, issue a certificate of completion to the Owner with two (2) copies to the Contractor

GC-40. JURISDICTION AND VENUE

The District Court for the 4th Judicial District of the State of Idaho in and for Valley County, Idaho is accepted as the proper forum having jurisdiction for any legal disputes between the parties.

GC-41. PERMITS AND LICENSES

The Contractor shall obtain and pay for all permits and licenses, including but not limited to the following:

A. Those required by the McCall_City Code, such as:

Right-of-way Code	MCC 8-12-1 et.seq.
Building Code	MCC 2-1-040
Contractor Licensing Ordinance	registered with State of Idaho

B. Those required by the Idaho Code or other State Law.

C. Those required by the Code of Federal Regulations or other Federal Law.

The OWNER shall reimburse the CONTRACTOR for the cost of all fees and permits associated with City of McCall, Idaho Power and the Idaho Transportation Department. The reimbursement amount shall be limited to the permit fee. All CONTRACTOR costs associated in obtaining the permit shall be incidental to the WORK.

GC-42. NO THIRD PARTY BENEFICIARIES

No claim as a third party beneficiary under this contract by any person other than Contractor shall be made or shall be valid against the OWNER or City, and the OWNER or City shall not be liable for or be held to pay any money to such person.

**THIS PAGE LEFT BLANK INTENTIONALLY FOR DOUBLE SIDED
COPYING.**

VI. SUPPLEMENTARY CONDITIONS

All work on the project shall conform to the 2017 ISPWC, with the following exceptions to the ISPWC as noted in this section. These Supplementary Conditions amend or supplement the Standard General Conditions per 2017 ISPWC and other provisions of the Contract Documents as indicated below. All provisions, which are not so amended or supplemented remain in full force and effect.

Supplementary Conditions Structure

The Special Provisions noted herein comprise a document that: supplements, adds new specifications, replaces, deletes or modifies the Standard Specifications. For clarification of the purpose of the sections provided, these Special Provisions have the following added section descriptions:

Supplement: Text that supplements or adds clarification to the identified section of the Standard Specifications.

Added: Item is unique to this project and will not be found in the Standard Specifications.

Replacement: Replaces the entire identified section of the Standard Specifications with the text provided.

Revised: A revision or partial revision of the identified sentence, paragraph, or section of the Standard Specifications.

Deleted: The identified sentence, paragraph or section of the Standard Specifications is deleted.

SECTION 100 – GENERAL CONDITIONS

SC-1.01.A. Add the following language to 1.01.A.:

Bonds - Performance and payment bonds and other instruments of security furnished by the CONTRACTOR.

Final Acceptance - The Final Acceptance comes at the end of the warranty period. The warranty period for the work is one year. The Contractor must have completed all work and repairs to the satisfaction of the OWNER from the Notice to Proceed before the Final Acceptance. Only after the Final Acceptance can the Bond be released.

Payment Bond - The form of security approved by the Owner, and furnished by the Contractor and his surety guaranteeing payment of all labor, material, equipment, and all other obligations arising out of the work.

Performance Bond - The form of security approved by the Owner, furnished by the Contractor and his surety guaranteeing the complete and faithful performance of all of the obligations and conditions placed upon the Contractor by the Contract.

SC-1.01.A9. Delete the language of 1.01.A.9 and replace with the following:

Change Order--A written order signed by CONTRACTOR and OWNER authorizing the addition, deletion, or revision to the Contract Document, issued on or after the Effective Date of the Agreement. The Change Order form to be used on this Project is Document 00910.

SC-1.01.A12. Delete the language of 1.01.A.12 and replace with the following:

Contract Documents--The Contract Documents establish the rights and obligations of the parties and include the Agreement, Addenda, Instruction to Bidders, Contractor's Proposal, all bonds, Notice of Award, Notice to Proceed, Drawings, General Conditions, CONTRACTOR'S documentation accompanying the Bid, ENGINEER'S written interpretation or clarification issued on or after the Effective Date of the Agreement, Technical Specifications, Change Orders, field orders, and all other modifications of such documents entered

into in accordance with the Contract. Only printed or hard copies of the items listed in this paragraph are Contract Documents. Files in electronic format of text, data, and graphics are not Contract Documents. Approved Shop Drawings and the reports and drawings of subsurface and physical conditions are not Contract Documents.

In resolving inconsistencies among two or more sections of the Contract Documents, precedence shall be given in the following order:

- a) Contract
- b) Technical Specifications
- c) Drawings
- d) Instructions to Bidders
- e) Supplementary Conditions
- f) 2017 ISPWC

SC-2.02.A. Delete the paragraph 2.02.A and replace with the following:

OWNER shall furnish to CONTRACTOR up to three copies of the Contract Documents. Additional copies will be furnished upon request at cost of reproduction.

SC-2.03.A. Delete paragraph 2.03.A and replace with the following:

The Contract Time will commence to run on the day indicated in the Notice to Proceed. A Notice to Proceed may be given at any time within thirty (30) days after the Effective Date of the Agreement.

SC-2.07 Delete Section SC-2.07.

SC-4.02 Add the following new paragraph immediately after paragraph 4.02.B.

C. In the preparation of Drawings and Specifications, ENGINEER or ENGINEER's Consultants relied upon the following reports of exploration and tests of subsurface conditions at the Site: None

D. In the preparation of Drawings and Specifications, ENGINEER or ENGINEER's Consultants relied upon the following drawings of physical conditions in or relating to existing surface and subsurface structures (except Underground Facilities) which are at or contiguous to the Site: topographic survey prepared by Secesh Engineering

E. If any items of suspected historical or archaeological value are uncovered during Construction, the contractor will be required to stop work and contact the Idaho State Historic Preservation Office and the Idaho Department of Commerce.

SC-4.06 Add the following new paragraph immediately after paragraph 4.02.A.

1. In the preparation of Drawings and Specifications, ENGINEER or ENGINEER's Consultants relied upon the following reports of Hazardous Environmental Conditions at the Site: None available.

2. In the preparation of Drawings and Specifications, ENGINEER or ENGINEER's Consultants relied upon the following drawings of Hazardous Environmental Conditions which are at or contiguous to the Site: None available.

SC-6.02B Delete Section 6.02B and replace with the following:

B. Except as otherwise required for the safety or protection of persons or the Work or property at the Site or adjacent thereto, and except as otherwise stated in the Contract Documents, all Work at the Site shall be performed between the hours of 7 am and 7 pm.

SC-6.06.B. Supplement paragraph 6.06.B of the General Conditions as follows:

In addition to subcontractors for plumbing, heating and air-conditioning work, and electrical work, CONTRACTOR shall provide the names and addresses and other requested information of the additional subcontractors, suppliers, individuals or entities listed below (include Idaho Public Works Contractor License Numbers for any subcontractors) within 5 days after Bid opening.

SC-7.01.D. through 7.01.F. Add new paragraphs immediately following paragraph 7.01.C of the General Conditions as follows:

7.01.D. Should CONTRACTOR cause damage to the work or property of any separate contractor at the site, or should any claim arising out of or resulting from CONTRACTOR's performance of the Work at the site be made by any separate contractor against CONTRACTOR, OWNER, ENGINEER, or ENGINEER's Consultants or any other person, CONTRACTOR shall promptly attempt to settle with such other contractor by agreement, or to otherwise resolve the dispute by mediation, arbitration or at law. CONTRACTOR shall, to the fullest extent permitted by Laws and Regulations, indemnify and hold OWNER, ENGINEER, and ENGINEER's Consultants and the officers, directors, employees, agents, and other consultants of each and any of them harmless from and against all claims, costs, losses and damages, (including, but not limited to, all fees and charges of engineers, architects, attorneys and other professionals and all court or arbitration or other dispute resolution costs) arising directly, indirectly or consequentially out of or resulting from any action, legal or equitable, brought by a separate contractor against OWNER, ENGINEER, or ENGINEER's Consultants or the officers, directors, employees, agents, or other consultants of each and any of them to the extent based on a claim caused by, arising out of, or resulting from CONTRACTOR's performance of the Work.

7.01.E. Should a separate contractor cause damage to the Work or property of CONTRACTOR or should the performance of work by any separate contractor at the site give rise to any other claim, CONTRACTOR shall not institute any action, legal or equitable, against OWNER, ENGINEER, or ENGINEER's Consultants or the officers, directors, employees, agents, or other consultants of each and any of them or permit any action against any of them to be maintained and continued in its name or for its benefit in any court or before any mediator or arbitrator which seeks to impose liability on or to recover damages from OWNER, ENGINEER, or ENGINEER's Consultants or the officers, directors, employees, agents, or other consultants of each and any of them on account of any such damage or claim.

7.01.F. If CONTRACTOR is delayed at any time in performing or furnishing Work by any act or neglect of a separate contractor and OWNER and CONTRACTOR are unable to agree as to the extent of any adjustment in Contract Times attributable thereto, CONTRACTOR may make a claim for an extension of time in accordance with Article 12. An extension of the Contract Times shall be CONTRACTOR's exclusive remedy with respect to OWNER, ENGINEER, or ENGINEER's Consultants or the officers, directors, employees, agents, or other consultants of each and any of them for any delay, disruption, interference or hindrance caused by any separate contractor. This paragraph does not prevent recovery from OWNER, ENGINEER, or ENGINEER's Consultants or the officers, directors, employees, agents, or other consultants of each and any of them for activities that are their respective responsibilities.

SC-9.03 Add the following new paragraphs immediately after Paragraph 9.03.A:

- B. The Resident Project Representative (RPR) will be Engineer's employee or agent at the Site, will act as directed by and under the supervision of Engineer, and will confer with Engineer regarding RPR's actions. RPR's dealings in matters pertaining to the Work in general shall be with Engineer and Contractor. RPR's dealings with Subcontractors shall be through or with the full knowledge and approval of Contractor. The RPR shall:
 - 1. *Schedules*: Review the progress schedule, schedule of Shop Drawing and Sample submittals, and schedule of values prepared by Contractor and consult with Engineer concerning acceptability.

2. *Conferences and Meetings:* Attend meetings with Contractor, such as preconstruction conferences, progress meetings, job conferences and other project-related meetings, and prepare and circulate copies of minutes thereof.
3. *Liaison:*
 - a. Serve as Engineer's liaison with Contractor, working principally through Contractor's authorized representative, assist in providing information regarding the intent of the Contract Documents.
 - b. Assist Engineer in serving as Owner's liaison with Contractor when Contractor's operations affect Owner's on-Site operations.
 - c. Assist in obtaining from Owner additional details or information, when required for proper execution of the Work.
4. *Interpretation of Contract Documents:* Report to Engineer when clarifications and interpretations of the Contract Documents are needed and transmit to Contractor clarifications and interpretations as issued by Engineer.
5. *Shop Drawings and Samples:*
 - a. Record date of receipt of Samples and approved Shop Drawings.
 - b. Receive Samples which are furnished at the Site by Contractor, and notify Engineer of availability of Samples for examination.
6. *Modifications:* Consider and evaluate Contractor's suggestions for modifications in Drawings or Specifications and report such suggestions, together with RPR's recommendations, to Engineer. Transmit to Contractor in writing decisions as issued by Engineer.
7. *Review of Work and Rejection of Defective Work:*
 - a. Conduct on-Site observations of Contractor's work in progress to assist Engineer in determining if the Work is in general proceeding in accordance with the Contract Documents.
 - b. Report to Engineer whenever RPR believes that any part of Contractor's work in progress will not produce a completed Project that conforms generally to the Contract Documents or will imperil the integrity of the design concept of the completed Project as a functioning whole as indicated in the Contract Documents, or has been damaged, or does not meet the requirements of any inspection, test or approval required to be made; and advise Engineer of that part of work in progress that RPR believes should be corrected or rejected or should be uncovered for observation, or requires special testing, inspection or approval.
8. *Inspections, Tests, and System Startups:*
 - a. Verify that tests, equipment, and systems start-ups and operating and maintenance training are conducted in the presence of appropriate Owner's personnel, and that Contractor maintains adequate records thereof.
 - b. Observe, record, and report to Engineer appropriate details relative to the test procedures and systems start-ups.
9. *Records:*

- a. Record names, addresses, fax numbers, e-mail addresses, web site locations, and telephone numbers of all Contractors, Subcontractors, and major Suppliers of materials and equipment.
- b. Maintain records for use in preparing Project documentation.

10. *Reports:*

- a. Furnish to Engineer periodic reports as required of progress of the Work and of Contractor's compliance with the progress schedule and schedule of Shop Drawing and Sample submittals.
- b. Draft and recommend to Engineer proposed Change Orders, Work Change Directives, and Field Orders. Obtain backup material from Contractor.
- c. Immediately notify Engineer of the occurrence of any Site accidents, emergencies, acts of God endangering the Work, damage to property by fire or other causes, or the discovery of any Hazardous Environmental Condition.

11. *Payment Requests:* Review Applications for Payment with Contractor for compliance with the established procedure for their submission and forward with recommendations to Engineer, noting particularly the relationship of the payment requested to the schedule of values, Work completed, and materials and equipment delivered at the Site but not incorporated in the Work.

12. *Certificates, Operation and Maintenance Manuals:* During the course of the Work, verify that materials and equipment certificates, operation and maintenance manuals and other data required by the Specifications to be assembled and furnished by Contractor are applicable to the items actually installed and in accordance with the Contract Documents, and have these documents delivered to Engineer for review and forwarding to Owner prior to payment for that part of the Work.

13. *Completion:*

- a. Participate in a Substantial Completion inspection, assist in the determination of Substantial Completion and the preparation of lists of items to be completed or corrected.
- b. Participate in a final inspection in the company of Engineer, Owner, and Contractor and prepare a final list of items to be completed and deficiencies to be remedied.
- c. Observe whether all items on the final list have been completed or corrected and make recommendations to Engineer concerning acceptance and issuance of the Notice of Acceptability of the Work.

C. The RPR shall not:

1. Authorize any deviation from the Contract Documents or substitution of materials or equipment (including "or-equal" items).
2. Exceed limitations of Engineer's authority as set forth in the Contract Documents.
3. Undertake any of the responsibilities of Contractor, Subcontractors, Suppliers, or Contractor's superintendent.
4. Advise on, issue directions relative to, or assume control over any aspect of the means, methods, techniques, sequences or procedures of Contractor's work unless such advice or directions are specifically required by the Contract Documents.

5. Advise on, issue directions regarding, or assume control over safety practices, precautions, and programs in connection with the activities or operations of Owner or Contractor.
6. Participate in specialized field or laboratory tests or inspections conducted off-site by others except as specifically authorized by Engineer.
7. Accept Shop Drawing or Sample submittals from anyone other than Contractor.
8. Authorize Owner to occupy the Project in whole or in part.

SC-12.01.C.2.c. Supplement paragraph 12.01.C.2.c of the General Conditions as follows:

, except the maximum total allowable cost to OWNER shall be the Cost of the Work plus a maximum collective aggregate fee for CONTRACTOR and all tiered Subcontractors of **10** percent;

SC-13.03.A. Supplement paragraph 13.03.A of the General Conditions as follows:

CONTRACTOR shall establish an inspection program and a testing plan acceptable to the ENGINEER and shall maintain complete inspection and testing records available to ENGINEER.

SC-13.03.D. Supplement paragraph 13.03.D of the General Conditions as follows:

Tests required by Contract Documents to be performed by CONTRACTOR and that require test certificates be submitted to OWNER or ENGINEER for acceptance shall be made by an independent testing laboratory or agency licensed or certified in accordance with Laws and Regulations and applicable state and local statutes. In the event state license or certification is not required, testing laboratories or agencies shall meet following applicable requirements:

13.03.D.1. Basic requirements of ASTM E 329, “Standard Specification for Agencies Engaged in the Testing and/or Inspection of Materials as Used in Construction” and ASTM D 3666, “Standard Specification for Minimum Requirements for Agency Testing and Inspecting Bituminous Paving Materials”, as applicable.

13.03.D.2. Calibrate testing equipment at reasonable intervals by devices of accuracy traceable to either the National Bureau of Standards or accepted values of natural physical constants.

SC-14.02C Delete “Twenty–one” and replace it with “Thirty”.

SC-16.01.B. Add new paragraphs immediately following paragraph 16.01.A of the General Conditions as follows:

16.01.B. *Mediation:*

16.01.B.1. All appealed or unsettled claims, disputes or other matters between OWNER and CONTRACTOR arising out of or relating to the Contract Documents or the breach thereof, (except for claims which have been waived by the making or acceptance of final payment as provided by paragraph 14.09) shall first be submitted to mediation under the Construction Industry Mediation Rules of the American Arbitration Association then obtaining prior to either of them exercising any rights or remedies as either may otherwise have under the Contract Documents or by Laws or Regulations in respect of any dispute.

16.01.B.2. Should the mediation be unsuccessful, (except for claims which have been waived by the making or acceptance of final payment as provided by paragraph 14.09) and is terminated by written notice to all involved by Mediator or OWNER or CONTRACTOR, the dispute resolution process shall revert to paragraph 10.05.B.2.c in the Supplementary Conditions, as if the mediation had been a second phase of the unsuccessful executive negotiation.

16.01.B.3. Notice of demand for mediation shall be filed in writing with the other party to the Agreement and with the American Arbitration Association with a copy to the ENGINEER for information. Any demand for mediation of any appealed or unsettled claim, dispute or other matter that is required to be referred to ENGINEER initially for decision in accordance with

paragraph 9.09 shall be filed by the appealing party within 10 days after the executive negotiation has been declared unsuccessful by the OWNER or CONTRACTOR, and in all other cases within a reasonable time after the unsettled claim, dispute or other matter has arisen, and in no event shall any such demand be made after the date when institution of legal or equitable proceedings based on such unsettled claim, dispute or other matter would be barred by the applicable statute of limitations. Failure to demand mediation within said 10-day period will result in Engineer's decision being final.

END OF SECTION

SECTION 201 – CLEARING AND GRUBBING AND REMOVAL OF OBSTRUCTIONS

Add the following after 1.3. B:

C. Conform to OSHA and other local, state, and federal requirements when removing asbestos cement pipe and materials

PART 3 - EXECUTION

Part 3.1.A Protection is supplemented with the following:

9. Install and maintain High Visibility Robust Security Fencing in accordance with the plans or directed by the Construction Manager to separate and protect the general public from entering the work site.

Add the following after 3.1.A.8:

9. When fire hydrants are removed, remove all elements from the mainline to hydrant and install a blind flange on the tee. Deliver entire hydrant assembly (valve to hydrant) to City of McCall Public Works. Call 208-634-5580 to coordinate for time and location of delivery.

10. When water meters are removed, deliver meters, setters, and box to City of McCall Public Works. Call 208-634-5580 to coordinate for time and location of delivery.

ADD Paragraph 3.2.A.5, as follows:

Prior to commencing work, coordinate work with the City of McCall Public Works Department, property owners, and businesses. This includes protection of trees and root zones.”

Part 3.2 B Removal and Disposal is supplemented with the following:

6. In removing pavement, sidewalks, curbs, and gutters, the contractor shall:

- Make a vertical saw cut between and existing pavement, sidewalk, curb, or gutter that is to remain and the portion to be removed.
- Haul and dispose of broken-up pieces off the project site to an authorized refuse center
- Replace at no expense to the Owner any existing pavement or concrete designated to remain that is damaged during the removal of other pavement or concrete.

Part 4.4.1.F is supplemented with the following:

The blind flange, joint restraints or thrust block, and all appurtenances are considered incidental to removal of fire hydrants.

END OF SECTION

SECTION 202 - EXCAVATION AND EMBANKMENT

PART 3 – WORKMANSHIP

Add the following to Part 3.7 Excavation of Unsuitable Material

- A. All asphalt to be recycled must be delivered to the City of McCall Riverfront Park site clean of debris and gravel, stockpiled and shaped at location directed by OWNER.
- B. The Contractor shall dispose of suitable fill material, including excavated soils not required for "Borrow", at the City of McCall Riverfront Park site. The determination of suitable fill material shall be made by the Engineer and approved by the Owner prior to any hauling of material to the Riverfront Park site. Heavy organics, broken concrete, and other construction debris will not be accepted as suitable fill material. If the contractor chooses to dispose of suitable fill material at the Riverfront Park site, the contractor must provide equipment (i.e. front-end loader or the like) at the park site to perform reasonable spreading and/or shaping of the hauled material at the direction of the Owner prior to project completion. All costs for this work and hauling of any such material shall be considered incidental to the unit contract price for related contract items and no separate payment will be made.

Part 4- MEASUREMENT AND PAYMENT

Replace section 4.1 A with the following:

- A. Excavation: By the cubic yard, for the plan quantity. If the Contractor believes that the actual quantity of a contract pay item differs significantly from the plan or construction documents quantity, submit a written request for the Engineer to measure the actual quantity. If the value of the actual quantity measured does not exceed the value of the plan quantity by \$2,000.00. Contractor shall reimburse the Owner for the cost of measurement.

END OF SECTION

SECTION 205 – DEWATERING

Add the following after 1.2. E:

- F. 1001 Construction Site Management

END OF SECTION

SECTION 303 – EXPLORATORY EXCAVATION

Add the following after 1.1. A:

- B. Vacuum Truck Exploration for utility explorations

Delete 1.5 B. and replace it with the following:

- B. Provide the Engineer with 24-hours advanced notice prior to completing utility explorations; confirm utility exploration locations with Engineer prior to completing explorations.
- C. Document the horizontal and vertical location of the utilities, pipe material type, and utility owner.
- D. Provide written documentation to Engineer within 24 hours of completing explorations.

Delete 2.2 A. and replace it with the following:

- A. Exploratory Excavation: The Contractor shall utilize a hydraulic excavator with a minimum of 148 net flywheel horsepower with a ¼ cubic yard or larger bucket to complete the excavations and a sheep's foot roller or vibrator plate compactor to complete the backfill or Engineer approved equal equipment; the Contractor shall provide one laborer with shovel to assist with exploratory excavation.

Add the following after 2.2. D:

E. Vacuum Truck Exploration: The Contractor shall provide a vacuum truck with a minimum 3,200 CFM blower and high-pressure air; using pressurized water is not acceptable.

2.3 Materials

A. Backfill with existing on-site materials or materials acceptable to the Engineer in accordance with Section 202.

Delete 3.1 D. and replace it with the following:

D. Exploratory Excavation and Vacuum Truck Exploration: Notify the Engineer when utilities are exposed. Document utility locations in accordance with part 1.5 Field Measurements.

Add the following after 3.1 E.:

F. At the locations shown on the Contract Documents or as requested by the Engineer, provide the fueled and operated vacuum truck to perform explorations.

G. The Contractor shall complete explorations to locate existing waterlines at the onset of construction to understand the extent of the work that is necessary for connections to these lines. Other locations requiring explorations may arise during construction; the Engineer will determine these locations in the field and provide written direction to the Contractor to complete the explorations.

H. The Contractor shall use caution completing this work and repair all damage to existing utility lines or adjacent facilities at no additional cost to the project. No increases to the schedule will be allowed due to damages or repairs to utilities.

I. Exploration work completed by the Contractor will result in additional information that is necessary for construction. Based on the additional information, the Engineer may direct the Contractor to complete work in accordance with the unit price pay items included in the Bid Schedule, or the Engineer will request that the Contractor provide prices for a change order if the work falls outside the unit price pay items included in the Bid Schedule. Exploration work will generate change orders only when the Contractor can demonstrate that the work required varies from the unit price pay items in the Bid Schedule.

Add the following after 4.1. B:

C. Vacuum Truck Exploration: By the hour to the nearest ½ hour measured during actual exploration and backfilling, including standby time for the Engineer to survey the exploration.

1. Bid Schedule Payment References: 303.4.1.C.1.

2. Bid Schedule Description: Vacuum Truck Exploration...hour unit (HR).

END OF SECTION

SECTION 307 SECTION STREET CUTS AND SURFACE RESTORATION

Add the following after Paragraph 307.3.5.B:

C. Document existing vegetation prior to construction activities. Re-establish vegetation to match pre-construction species and coverage.

Modify Paragraph 307.3.8.B as follows:

Replace Standard Drawing SD-303 with City of McCall Standard Drawing MSD-303

Add the following after 307.4.1.A.8

9. Bid Schedule Payment Reference: 307.4.1.A.9

10. Bid schedule Description: Miscellaneous Surface Restoration (Landscaping)...Square Yard (SY)

END OF SECTION

SECTION 401 WATER PIPES AND FITTINGS

Add the following to Paragraph 401.2.2.A.3:

Joints shall meet performance requirements of ASTM S-3139.

Modify Paragraph 401.2.8.A as follows:

Replace “2500 psi” with “3000 psi. Reinforcing steel shall be grade 40, ASTM A-615”

Add the following after paragraph 401.2.12.A

2.13 TAPPING SLEEVES

A. Cast iron, MJ x FL, split T type: AWWA C 223 rated for 200 psi. Gaskets shall be totally confined and correctly sized for the outside diameter of the pipe being tapped. Tapping sleeve to be compatible with tapping valve.

2.14 MARKING TAPE

A. Marking tape shall be detectible mylar-encased aluminum, marked “WATER”

Replace Paragraph 401.3.1.G with the following:

G. The Contractor shall maintain all utility services at all times. Water system shut down shall be limited to no more than four (4) hours. No more than one (1) shut down will be allowed in any one day and shall occur prior to 2:00 PM. The City of McCall shall be notified a minimum of 48 hours in advance of any test holing or water shut-downs.

Add the following after Paragraph 401.3.2.Q:

R. PVC Pipe: The trench may be curved to change direction or avoid obstructions within the limits of curvature of the pipe as tabulated below. Curvature is in the pipe only with no deflection allowed in the joints. If deflection couplings are used at joints, additional curvature may be permitted.

ALLOWABLE DEFLECTION PER 20-FOOT LENGTH

Diameter (in)	Minimum Radius of Curvature (ft)	Deflection per 20' Length (in)
8	300	8

Add the following after Paragraph 401.3.4.F:

G. Concrete shall be allowed to cure a minimum of 24 hours at no less than 40° F prior to backfilling. No internal water pressure shall be applied to the main until the thrust block has cured for 48 hours.

Add the following after Paragraph 401.3.7.B:

C. The locating wire shall be accessible at all valve boxes, fire hydrants, and meter boxes. On valve boxes, it shall extend along the outside of the lower portion of the valve box and along the inside of the upper portion, leaving a 3-foot coil inside. On fire hydrants, it shall be wrapped and tied at the base of the upper section.

Add the following after Paragraph 401.3.9.B.1.c:

d. Submit a chlorinated water disposal plan to the Engineer for Approval. Allow 10 business days for review and approval.

e. Chlorinated water shall not be discharged into a stream, irrigation ditch, lake, storm drainage system, or landscaping. Discharge from flushing after disinfection shall be disposed of in a manner approved by the Engineer.

Add the following after Paragraph 401.3.11:

3.12. JOINTS AND FITTINGS

A. Mechanical joint retainer glands shall be used on both sides of all change-in-direction fittings; i.e. all bends, (horizontal and vertical), and on the branch of all tees, on the MJ end of a flange x MJ gate valve, and on MJ caps. Set screws on retainer glands are to be tightened with a torque wrench to manufacturer's recommendations.

3.13. MARKING TAPE

A. Marking tape shall be placed directly above the pipe a distance of 3 feet below finished grade.

Replace paragraphs 401.4.1.B.1 and 401.4.1.B.2 with the following"

7. Bid Schedule Payment References: 401.4.1.B.7.

8. Bid Schedule Description: Water Main Fitting – Size 8" Each.

END OF SECTION

SECTION 402 HYDRAULIC VALVES

Add the following after Paragraph 402.2.1.C

D. Gate valves shall be resilient seated gate valves

Replace Paragraph 402.2.2.A.1 with the following:

1. Body Type: Mechanical Joint (MJxMJ) or Mechanical Joint by Flange (MJxFL) or Flange by Flange (FLxFL) where between fittings to avoid short spool pieces

Add the following after Paragraph 402.2.2.A.6

7. Working pressure: 200 PSI

Replace Paragraph 402.2.7.E with the following:

E. Detail: City of McCall Standard Drawing MSD-412

Replace paragraphs 402.4.1.A.1 and 402.4.1.A.2 with the following"

- 5. Bid Schedule Payment References: 402.4.1.A.5.
- 6. Bid Schedule Description: Valve – 8” Resilient Seated Gate... Each.

END OF SECTION

SECTION 403 HYDRANTS

Replace paragraph 403.3.2.B with the following:

- A. Install in accordance with City of McCall Standard Drawing MSD-408 Fire Hydrant Detail with pumper nozzle facing the street.

Add the following after Paragraph 403.3.2.G:

H. All fire hydrant locations shall be staked prior to approval by the Engineer, Fire Marshall, or Public Works Director. Pumper outlets shall face in the direction in which a fire department vehicle will logically be located.

- I. Fire hydrant gate valves shall be located at the water main

END OF SECTION

SECTION 404 WATER SERVICE LINE AND METERS

Replace paragraph 404.2.1.B with the following

- B. Service Line pipe shall be polyethylene. Single services lines shall be ¾”. Double service lines shall be 1”.

Replace paragraph 404.2.4.A.1 with the following

- 1. 1” taps or less: Ford FS101. Iron saddle bodies shall be lined and coated with a minimum thickness of 0.012” of fusion-bonded epoxy, or approved substitution. Coating must comply with AWWA C 213 and AWWA C 550.

Replace paragraph 404.2.4.B.3 with the following

- 3. Product: Ford FS11011

Modify paragraph 404.2.4.D.5 as follows:

Replace “...VHH92...” with “...VBH92...”

Modify paragraph 404.2.4.G.1.a as follows

Replace “42” with “48”

Modify paragraph 404.2.4.G.1.b as follows

Replace “Midstates Plastics, Inc.” with “Raven Products”

Replace Paragraph 404.2.4.H.4 with the following:

- 4. Product: D&L Supply B5018 or approved substitution

Modify paragraph 404.3.2.C as follows

Replace “Standard Drawings SD-401 and SD-402 – Water Service Connections” with “City of McCall Standard Drawings MSD-401 Single Water Service Connection and MSD 402 Double Service Connection”

Replace Paragraph 404.4.1.A with the following:

A. Water Service: Per each as specified. Includes excavation, bedding, backfill, service tap and saddle, corporation stop, fittings, meter, meter box, and all appurtenances not itemized on the bid schedule.

1. Bid Schedule Payment References: 404.4.1.A.1.
2. Bid Schedule Description: Water Service Connection, size ¾” Each.

B. Water Service (connect to exist meter): Per each as specified. Includes excavation, bedding, backfill, service tap and saddle, corporation stop, fittings, and all appurtenances not itemized on the bid schedule required to connect to an existing water meter.

1. Bid Schedule Payment References: 404.4.1.B.1.
2. Bid Schedule Description: Water Service Connection (Connect to Exist Meter), size ¾” Each.

C. Water Service Line - Size: By the linear foot of pipe measured along the horizontal centerline of the pipe. Includes pipe, fittings and connections, testing, excavation, bedding, backfill, and appurtenances not itemized on the bid schedule

1. Bid Schedule Payment References: 404.4.1.C.1.
2. Bid Schedule Description: Water Service Line ¾” LF.
3. Bid Schedule Payment References: 404.4.1.C.3.
4. Bid Schedule Description: Water Service Line 1” LF.

Waterline 1” includes fittings and connections required to connect each end to existing 2” water pipe.

END OF SECTION

SECTION 601 CULVERT, STORM DRAIN AND IRRIGATION PIPE

Add the following after Paragraph 601.4.1.A.24:

25. Bid Schedule Payment References: 601.4.1.A.23.
26. Bid Schedule Description: Storm Drain Culvert, Corrugated Polypropylene ... LF.
27. Bid Schedule Payment References: 601.4.1.A.27
28. Bid Schedule Description: Storm Drain Culvert Fittings, Galvanized Steel End Sections... EA.

END OF SECTION

703 CAST-IN-PLACE CONCRETE

REPLACE Paragraph 2.4.A, with the following:

“Concrete Class for concrete curb and ribbon curb shall be 4000A per Table A. All other concrete applications shall be Class 4000B per Table 1. Uses ¾-inch aggregate.”

REPLACE Paragraph 3.4.A, with the following:

“Provide formed concrete surfaces to be left exposed with Sacked Finish, if not otherwise specified.”

Paragraph 3.4, ADD the following:

“D. Point & Patch: Patch defects, chip or rub off fins exceeding one-quarter inch (¼") in height. Patch tie holes and defects and remove fins completely. When surface texture is impaired and form joints misaligned by more than one-eighth inch, grind or bush hammer. Slurry grout areas evidencing minor mortar leakage to match adjacent concrete.

E. Sacked Finish: Sacked finished to be applied unless specifically stated otherwise on the drawings. Remove forms and perform necessary patching as soon after placement as possible. Finish newly hardened concrete no later than the day following form removal. Wet surfaces and rub with carborundum brick or other abrasive until uniform color and texture are produced. No cement grout to be used other than cement paste drawn from concrete by rubbing process.”

END OF SECTION

SECTION 706 – OTHER CONCRETE CONSTRUCTION

MODIFY Paragraph 2.4.A, with the following:

“All concrete shall conform to 4000B concrete in accordance with Section 703.2.4.A Table A, with ¾-inch aggregate.”

ADD Paragraph 2.7, as follows:

“A. Detectable warning domes shall be red in color.” ADD the following to Paragraphs 706.3.9.A and 706.3.9.D:
“Concrete flatwork shall not be toweled, use screed, float, and broom.”

SD-701 – 6” Vertical Curb and Gutter

Replace SD-701 with Detail C100 on Project Drawing G-2.

END OF SECTION

SECTION 802 – CRUSHED AGGREGATES

ADD Paragraph 2.2.H, as follows:

“Crushed aggregate under roadways, sidewalks, and pathways shall be Type II (2-inch minus) or Type I (¾-inch minus) crushed aggregate.”

END OF SECTION

SECTION 810 – PLANT MIX PAVEMENT

ADD Paragraph 2.1.A.1, as follows:

“Plant mix pavement design to conform to ½”, 58-28 Class 2 specifications.

ADD Paragraph 2.2.A.1, as follows:

“Gradation for Plant Mix Aggregate as listed in Table 1.”

Paragraph 2.3.A.1, REPLACE with the following:

“1. Asphalt to be performance grade 64-28 within the road travel lanes, or PG-58-28 in parking areas.”

Paragraph 2.4.A, REPLACE with the following:

“A. Anti-stripping additive shall be Kling beta 2700, ACRA 500 or equal. Anti-stripping additive shall be added to the asphalt at the refinery at a minimum rate of 0.5 percent by weight of asphalt.

Paragraph 3.6, ADD the following:

“I. Provide anti-strip additive in the asphalt cement if the immersion compression retained strength per ASTM T165 of the design mix is less than 70% of the dry compressive strength. Anti-strip additive shall be added at the refinery at a rate of 0.5-1.0% of asphalt cement as determined by laboratory tests.”

END OF SECTION

SECTION 1001 – CONSTRUCTION SITE MANAGEMENT

Add the following to Part 3:

The Contractor shall comply with the Rules for the Control of Air Pollution in Idaho, IDAPA 58.01.01.651, by implementing precautions to prevent particulate matter from becoming airborne.

The collection and disposal of storm and surface water runoff from the project site must comply with the Idaho Department of Environmental Quality’s (DEQ) Catalog of Storm Water Best Management Practices for design of all storm water treatment and disposal systems.

The contractor shall comply with the provisions of the DEQ Short-Term Activity Exemption Work Sheet.

ADD the following paragraphs:

“3.2 GENERAL

- A. The OWNER reserves the right to have required temporary erosion sedimentation and water pollution prevention and control work performed by others should the CONTRACTOR fail to perform required temporary erosion, sedimentation, and water pollution prevention and control work in a timely fashion or should the CONTRACTOR fail to prevent and control soil erosion, sedimentation, and water pollution which may degrade receiving water. All costs, including engineering, for the work required shall be borne by the CONTRACTOR.

3.3 MAINTENANCE AND INSPECTION PROCEDURES

- A. All erosion control structures and stabilization practices will be inspected by the CONTRACTOR on a weekly basis (or monthly during the winter when the ground is frozen), and after any storm event of 0.5 inches or greater.
 - 1. The CONTRACTOR will all keep a detailed record of inspections, maintenance and discharge events.
 - 2. All erosion control structures and stabilization practices shall be maintained in good working condition throughout the duration of the construction project.
 - a. Where silt fences or wattles are used around catch basins, trapped sediment shall be removed by the CONTRACTOR when one-third of the height of the silt fence or wattle is covered by sediment.

3.4 CLEAN UP AND REMOVAL OF BMPs

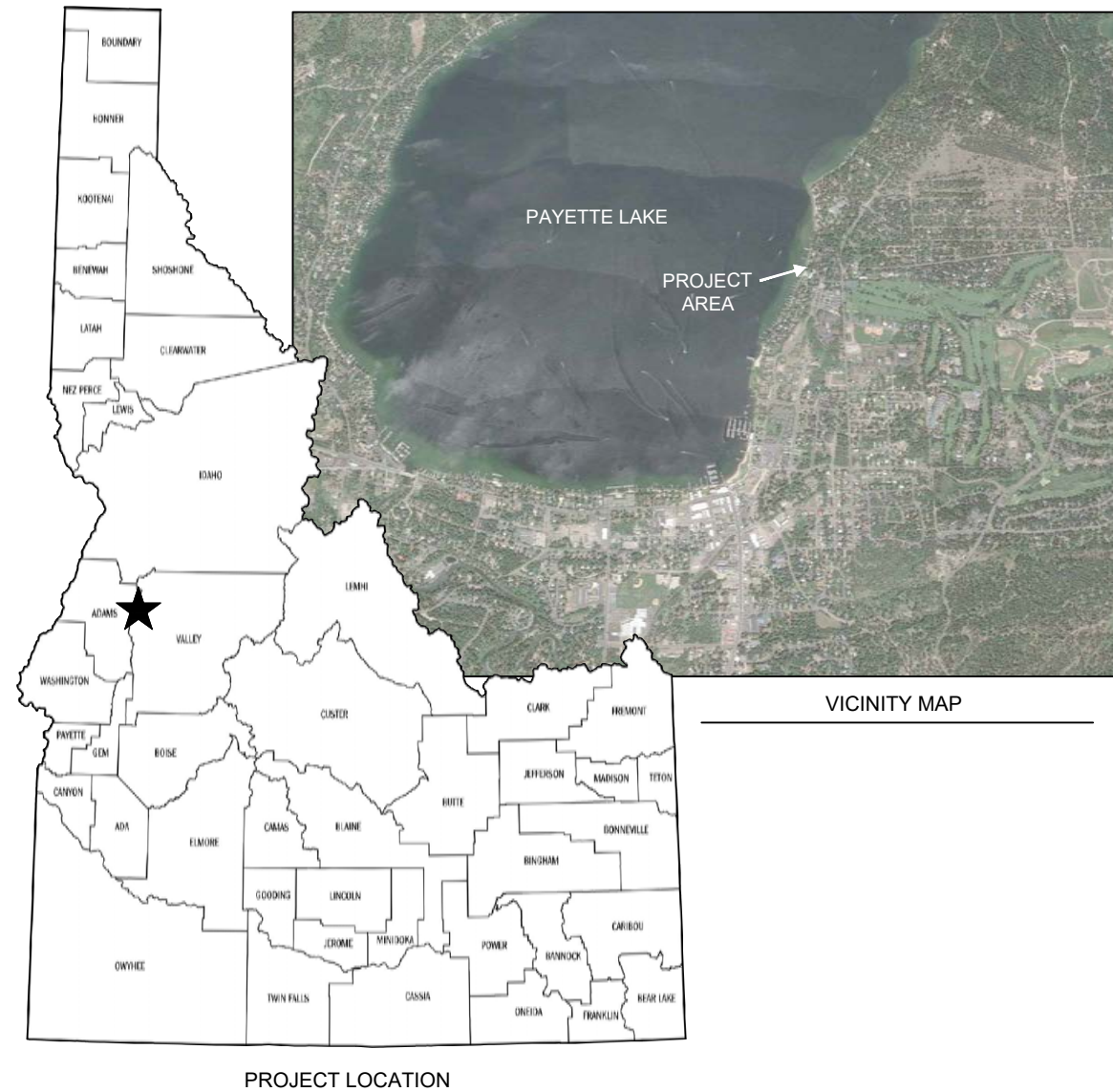
- A. After final stabilization, remove all temporary BMPs and dispose of off-site at no additional cost to the OWNER.
- B. After removal of temporary BMPs, sweep all sediment accumulated on project hard surfaces, including asphalt, sidewalks, and adjacent roadways.”

END OF SECTION

CITY OF MCCALL

VALLEY COUNTY, IDAHO

DAVIS BEACH INTAKE STATION UPGRADES - 2023



ABBREVIATIONS

APPROX.	APPROXIMATELY
CF	CUBIC FEET
CLF	CHAIN LINK FENCE
CTR	CENTER
DIA	DIAMETER
DIP	DUCTILE IRON PIPE
EG	EXISTING GRADE
ELEV	ELEVATION
EP	EDGE OF PAVEMENT
E	EXISTING
FG	FINISH GRADE
GB	GRADE BREAK
HP	HIGH POINT
ID	INSIDE DIMENSION
IE	INVERT ELEVATION
ISPWC	IDAHO STANDARDS FOR PUBLIC WORKS
LF	LINEAR FEET
MAX	MAXIMUM
MIN	MINIMUM
P	PROPOSED
PVC	POLYVINYL CHLORIDE
SS	STAINLESS STEEL
TYP	TYPICAL

INDEX OF SHEETS

C001	COVER SHEET
C002	GENERAL NOTES & PROCESS FLOW DIAGRAM
C100	SITE PLAN
C101	CIVIL DETAILS
M100	MECHANICAL PLAN
A1.0	FLOOR PLANS
A2.0	ELEVATIONS
A3.0	BUILDING & WALL SECTIONS
S1.0	GENERAL STRUCTURAL NOTES
S2.0	FOUNDATION & ROOF PLAN
S3.0	TYPICAL DETAILS
E0.00	ELECTRICAL COVER SHEET & SPECIFICATIONS
E0.01	ELECTRICAL SPECIFICATIONS CONT.
E1.00	ELECTRICAL PLANS & ONE-LINE DIAGRAMS
E2.00	ELECTRICAL DETAILS
E10.00	CONTROLS COVER SHEET & SYMBOLS
E10.01	CONTROLS LEGEND CONT.
E10.02	CONTROLS SPECIFICATIONS
E10.03	CONTROLS SPECIFICATIONS
E10.10	P&ID

PROJECT TEAM

OWNER
 ATTN: SABRINA SIMS
 WATER SYSTEMS MANAGER
 1240 BITTERROOT DRIVE
 MCCALL, ID 83638
 (208) 634-1854
 EMAIL: SSIMS@MCCALL.ID.US

CIVIL ENGINEER
 CLEAR SOLUTIONS ENGINEERING
 ATTN: ERIC LANDSBERG, PE
 1151 E. IRON EAGLE DRIVE
 EAGLE, ID 83616
 PHONE: (208) 608-3080
 EMAIL: ERIC@CLEARSONS.COM

STRUCTURAL ENGINEER
 McCLENDON ENGINEERING
 ATTN: SARAH McCLENDON, PE
 1412 W IDAHO STREET, SUITE 240
 BOISE, ID 83702
 PHONE: (208) 342-2919
 EMAIL: SARAH@MCCLENDONENGINEERING.COM

ELECTRICAL ENGINEER
 DC ENGINEERING
 ATTN: JOHN BARRUTIA, PE
 440 E CORPORATE DRIVE, #103
 MERIDIAN, ID 83642
 PHONE: (208) 288-2181
 EMAIL: JBARRUTIA@DCENGINEERING.NET

NO.	REVISION	BY	DATE	DESIGN
0	75% REVIEW SET	EL	11/10/2022	EL
1	ISSUED FOR REVIEW	EL	1/13/2023	DRAWN
2	ISSUED FOR BID	EL	3/14/2023	KC
				CHECKED
				EL
				APPROVED
				EL

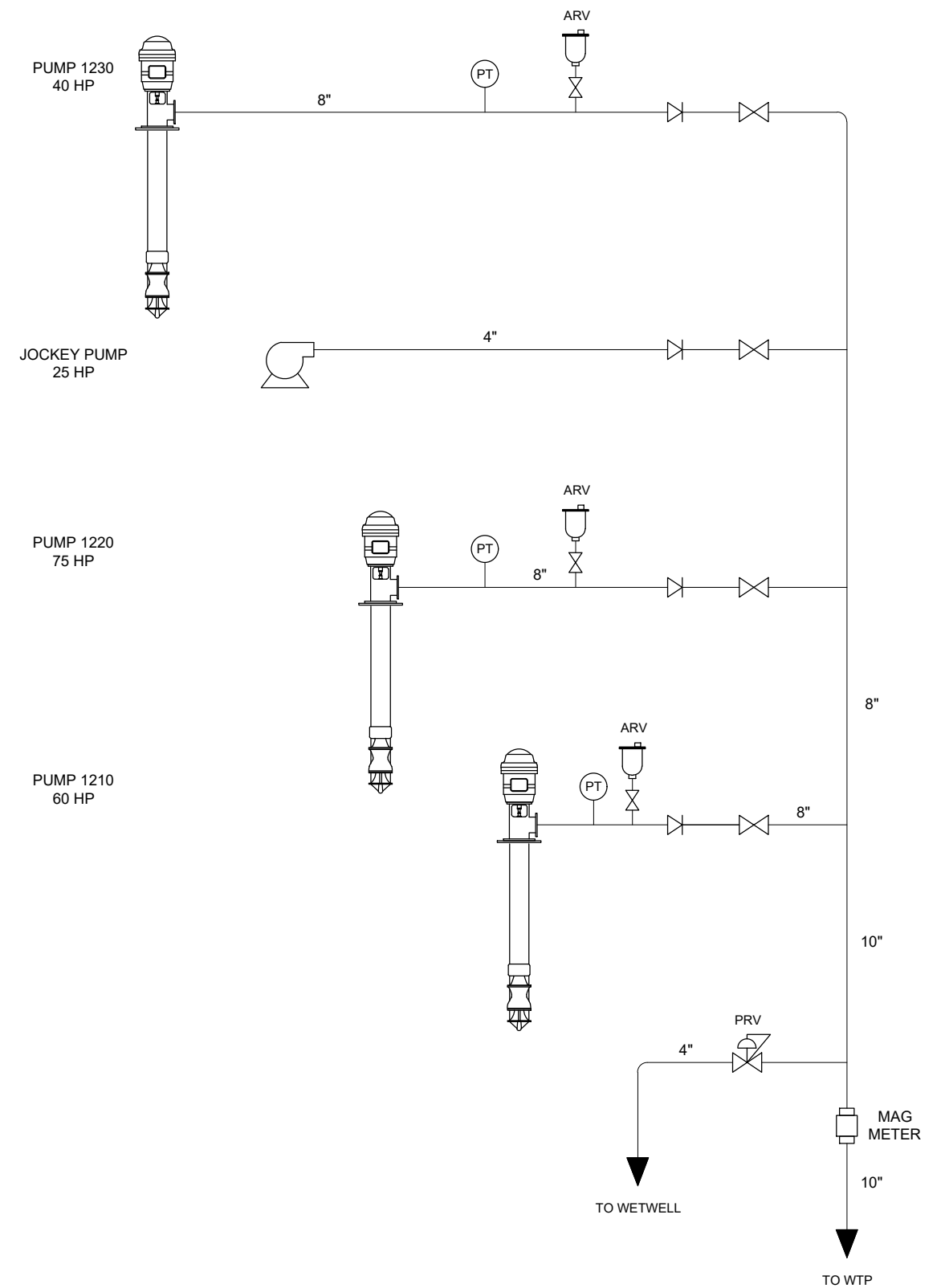


CITY OF MCCALL
 DAVIS BEACH INTAKE STATION UPGRADES
 COVER SHEET

VERIFY SCALE	
BAR IS ONE INCH ON FULL SIZE DRAWING 1"	
PROJECT :	101.060
DATE :	3/14/2023
SHEET NO.	
C001	

GENERAL NOTES

1. CONSTRUCTION SHALL BE PER THE LATEST VERSION OF THE ISPWC OR THE PROJECT PLANS/SPECIFICATIONS, WHICHEVER IS MORE STRINGENT.
2. CONTRACTOR SHALL FURNISH AND INSTALL EVERYTHING REQUIRED TO PROVIDE COMPLETE AND OPERABLE FACILITIES AS SHOWN HEREIN. IF THERE IS AN OMISSION ON THE PLANS, SUCH OMISSION SHALL NOT BE CONSTRUED TO MEAN THAT THE CONTRACTOR IS NOT REQUIRED TO FURNISH OR PROVIDE EVERYTHING THAT IS NECESSARY TO PROVIDE COMPLETE AND OPERABLE FACILITIES.
3. THE CONTRACTOR SHALL BE RESPONSIBLE FOR THE PROTECTION OF ALL EXISTING MONUMENTS, OTHER SURVEY MARKERS, STREET SIGNS, UTILITIES, IRRIGATION LINES, PAVEMENT, TREES, FENCES, AND ANY OTHER IMPORTANT OBJECTS ON OR ADJACENT TO THE JOB SITE AS DETERMINED BY THE OWNER'S REPRESENTATIVE OR ENGINEER.
4. CONTRACTOR SHALL CONTACT IDAHO DIG LINE (208) 342-1585 TO MARK AND IDENTIFY UNDERGROUND UTILITIES PRIOR TO EXCAVATION.
5. THE CONTRACTOR SHALL HAVE PLANS STAMPED "ISSUED FOR CONSTRUCTION" ON SITE AT ALL TIMES.
6. CONTRACTOR SHALL PROVIDE, MAINTAIN, AND BE RESPONSIBLE FOR ALL EROSION AND SEDIMENT CONTROL STRUCTURES AND PRACTICES AND MEET THE REQUIREMENTS OF ANY AGENCY HAVING JURISDICTION. AN ESC PERMIT, IF REQUIRED, SHALL BE OBTAINED BY THE CONTRACTOR FROM VALLEY COUNTY.
7. CONTRACTOR TO PROVIDE CONSTRUCTION STAKING.
8. THE LOCATIONS OF EXISTING STRUCTURES AND UTILITIES ARE SHOWN AS AN APPROXIMATE LOCATION ONLY AND ARE BASED UPON THE BEST INFORMATION AVAILABLE, HOWEVER THE COMPLETENESS AND ACCURACY OF SAID INFORMATION CANNOT BE GUARANTEED. THE CONTRACTOR SHALL DETERMINE THE EXACT LOCATION OF ALL EXISTING UTILITIES BEFORE COMMENCING WORK. THE CONTRACTOR AGREES TO BE FULLY RESPONSIBLE FOR ANY AND ALL DAMAGES WHICH MIGHT BE OCCASIONED BY THEIR FAILURE TO EXACTLY LOCATE AND PRESERVE ANY AND ALL ABOVE GROUND AND UNDERGROUND STRUCTURES AND UTILITIES WHETHER SHOWN OR NOT SHOWN ON THESE PLANS. CONTRACTOR SHALL CONTACT PROPERTY OWNERS TO GAIN INFORMATION ON PRIVATE UTILITIES, EXISTING STRUCTURES, ASPHALT, GRAVEL ROAD, AND CONCRETE THAT ARE DISTURBED DURING CONSTRUCTION SHALL BE REPLACED BY THE CONTRACTOR TO A CONDITION BETTER THAN OR EQUAL TO THE EXISTING CONDITION.
9. ALL CONTRACTORS WORKING WITHIN THE PROJECT BOUNDARIES ARE RESPONSIBLE FOR COMPLIANCE WITH ALL APPLICABLE SAFETY LAWS OF ANY JURISDICTIONAL BODY.
10. ANY CHANGES TO THE DESIGN AS SHOWN IN THESE CONSTRUCTION DRAWINGS MUST BE REVIEWED AND APPROVED BY THE ENGINEER BEFORE CHANGES ARE MADE. THIS INCLUDES CHANGES REQUESTED BY THE OWNER'S REPRESENTATIVE AND SUBCONTRACTORS.
11. CONTRACTOR SHALL LEGALLY DISPOSE OF ALL EXCESS MATERIAL.
12. ALL "OR EQUAL" ITEMS ARE SUBJECT TO REVIEW AND APPROVAL OF THE ENGINEER.
13. UPON THE COMPLETION OF WORK, THE CONTRACTOR SHALL SUBMIT A SET OF "RED-LINED" RECORD DRAWINGS TO THE ENGINEER.
14. CONTRACTOR SHALL NOTIFY AND COORDINATE WITH THE OWNER'S REPRESENTATIVE PRIOR TO, DURING, AND AT THE COMPLETION OF CONSTRUCTION ACTIVITY.
15. IF WITHIN ONE (1) YEAR FROM THE DATE OF COMPLETION, THE SYSTEM IMPROVEMENTS AND ALL APPURTENANCES OR ANY PART THEREOF INSTALLED AS NEW SHALL PROVE TO BE DEFECTIVE IN INSTALLATION, MATERIAL, OR WORKMANSHIP THE CONTRACTOR SHALL WARRANT REPLACEMENT OR REPAIR TO THE SATISFACTION OF THE OWNER'S REPRESENTATIVE AT NO EXPENSE TO THE OWNER.
16. ALL PLUMBING SHALL BE INSTALLED IN ACCORDANCE WITH UNIFORM PLUMBING CODE AND ALL APPLICABLE LOCAL AND STATE CODES.
17. CONTRACTOR SHALL VERIFY EXISTING LOCATIONS, ELEVATIONS, AND MATERIAL TYPES OF ALL UTILITIES AND FEATURES WHERE PROPOSED IMPROVEMENTS CONNECT. NOTIFY ENGINEER IMMEDIATELY OF ANY DISCREPANCIES.
18. IT SHALL BE THE RESPONSIBILITY OF THE CONTRACTOR TO LOCATE AND EXPOSE ALL EXISTING UNDERGROUND STRUCTURES AND UTILITIES IN ADVANCE OF EXCAVATION. ANY STRUCTURE OR UTILITIES DAMAGED BY THE WORK SHALL BE REPAIRED AND REPLACED IN A CONDITION EQUAL TO OR BETTER THAN THE CONDITION PRIOR TO THE DAMAGE. SUCH REPAIR OR REPLACEMENT SHALL BE ACCOMPLISHED AT THE CONTRACTOR'S EXPENSE.
19. IF THE CONTRACTOR ENCOUNTERS EXISTING STRUCTURES THAT INTERFERE WITH THE NEW FACILITIES, THEY SHALL NOTIFY THE ENGINEER BEFORE CONTINUING WITH THE CONSTRUCTION IN ORDER THAT THE ENGINEER MAY MAKE SUCH FIELD REVISIONS AS NECESSARY TO AVOID CONFLICT WITH THE EXISTING STRUCTURES. THE COST OF WAITING OR "DOWN" TIME DURING FIELD REVISIONS SHALL BE BORNE BY THE CONTRACTOR.
20. DURING THE PROGRESS OF CONSTRUCTION, IT IS POSSIBLE THAT MINOR RELOCATIONS MAY BE NECESSARY. SUCH RELOCATIONS SHALL BE MADE ONLY BY DIRECTION OF THE ENGINEER OR THE ENGINEER'S REPRESENTATIVE.
21. ALL INSTALLED WATER LINES SHALL BE TESTED FOR LEAKAGE IN ACCORDANCE WITH SECTION 401.3.6 OF THE ISPWC FOLLOWING INSTALLATION OF ALL UTILITIES.
22. ALL INSTALLED WATER LINES SHALL BE FLUSHED, DISINFECTED, AND TESTED FOR BACTERIA IN ACCORDANCE WITH SECTION 401.3.9 OF THE ISPWC.



PROCESS FLOW DIAGRAM

NO.	REVISION	BY	DATE	DESIGN
0	75% REVIEW SET	EL	11/10/2022	EL
1	ISSUED FOR REVIEW	EL	1/13/2023	DRAWN
2	ISSUED FOR BID	EL	3/14/2023	KC
				CHECKED
				EL
				APPROVED
				EL



CITY OF MCCALL
 DAVIS BEACH INTAKE STATION UPGRADES
 GENERAL NOTES & PROCESS FLOW DIAGRAM

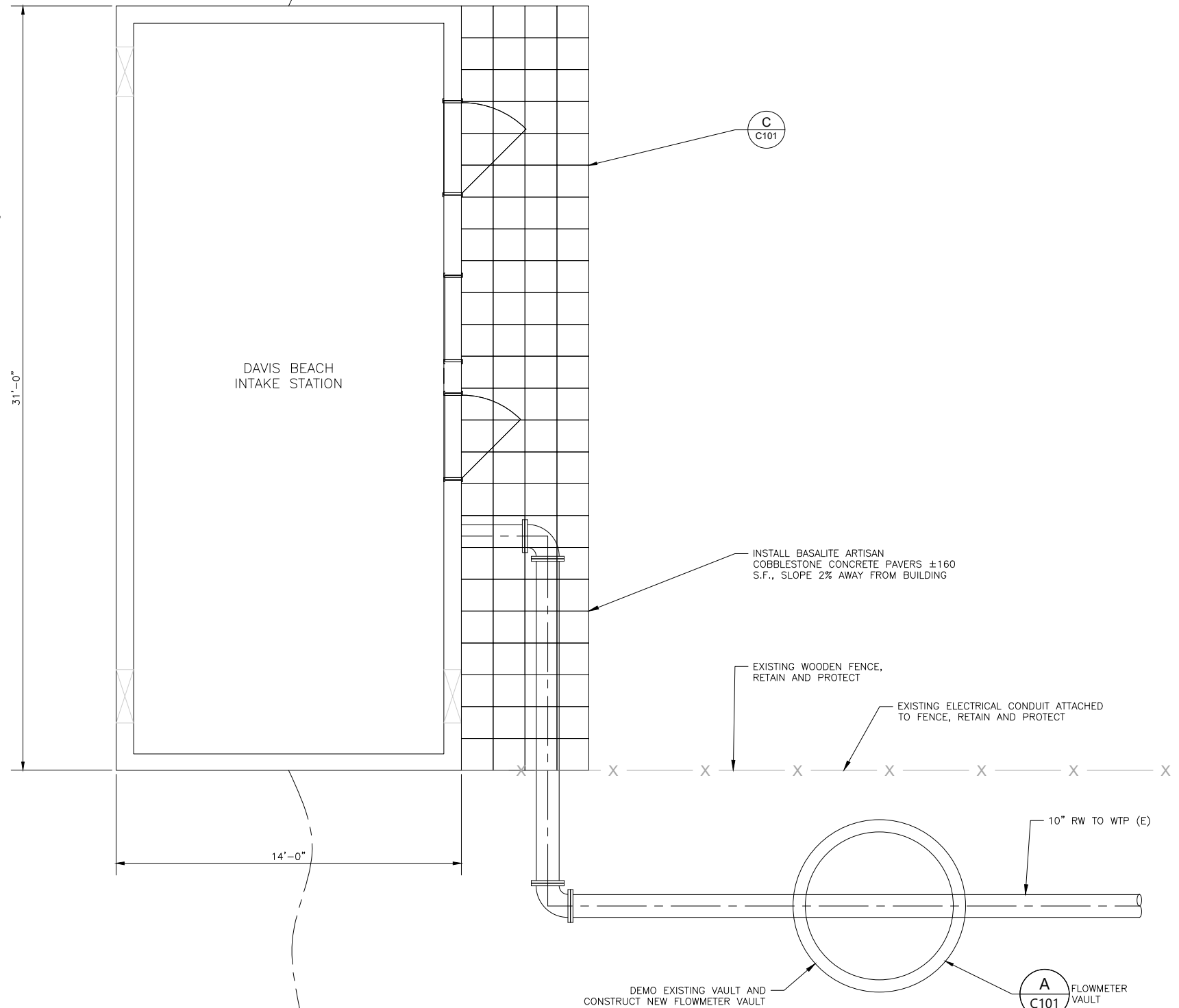
VERIFY SCALE	
BAR IS ONE INCH ON FULL SIZE DRAWING	1"
PROJECT :	101.060
DATE :	3/14/2023
SHEET NO.	C002



DAVIS BEACH PARK

SHORELINE, VARIES

PAYETTE LAKE



CLEAR SOLUTIONS
ENGINEERING

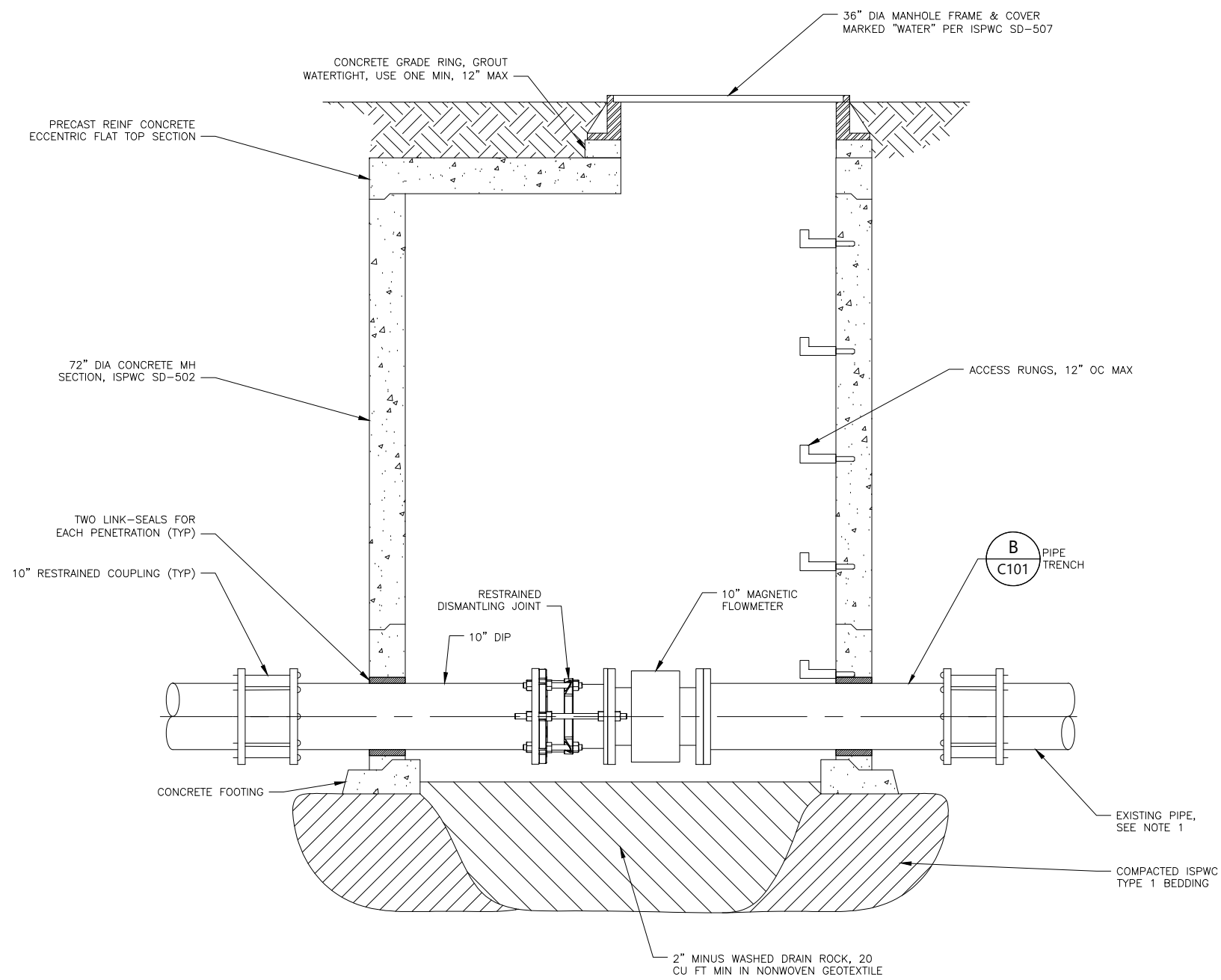
1151 EAST IRON EAGLE DRIVE
EAGLE, ID 83616 (208) 608-3080

CITY OF MCCALL
DAVIS BEACH INTAKE STATION UPGRADES
SITE PLAN

NO.	REVISION	BY	DATE	DESIGN
0	75% REVIEW SET	EL	11/10/2022	EL
1	ISSUED FOR REVIEW	EL	1/13/2023	DRAWN
2	ISSUED FOR BID	EL	3/14/2023	KC
				CHECKED
				EL
				APPROVED
				EL

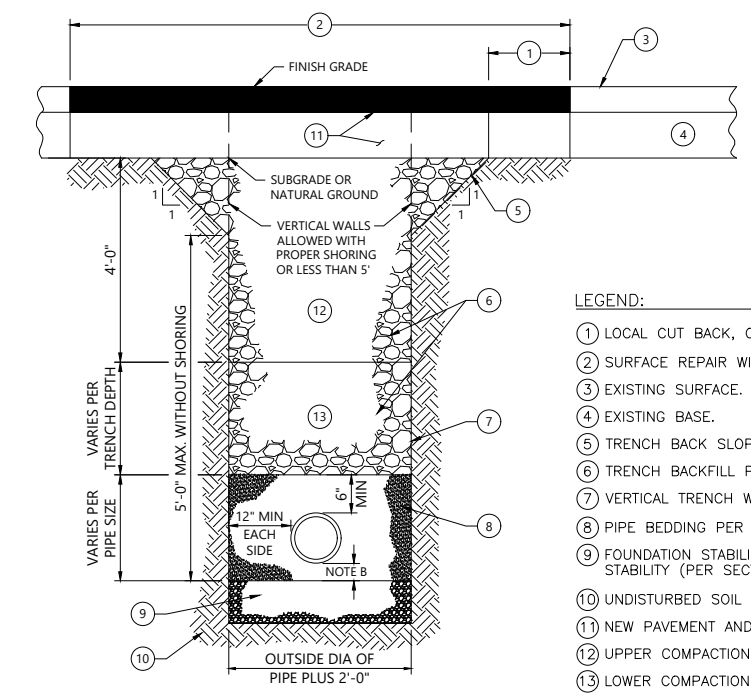


VERIFY SCALE	
BAR IS ONE INCH ON FULL SIZE DRAWING 1"	
PROJECT :	101.060
DATE :	3/14/2023
SHEET NO.	C100



NOTES:
 1. MATERIAL OF EXISTING 10" BURIED PIPE IS UNKNOWN. CONTRACTOR TO DETERMINE EXISTING PIPE MATERIAL AND INSTALL SUITABLE RESTRAINED COUPLINGS.

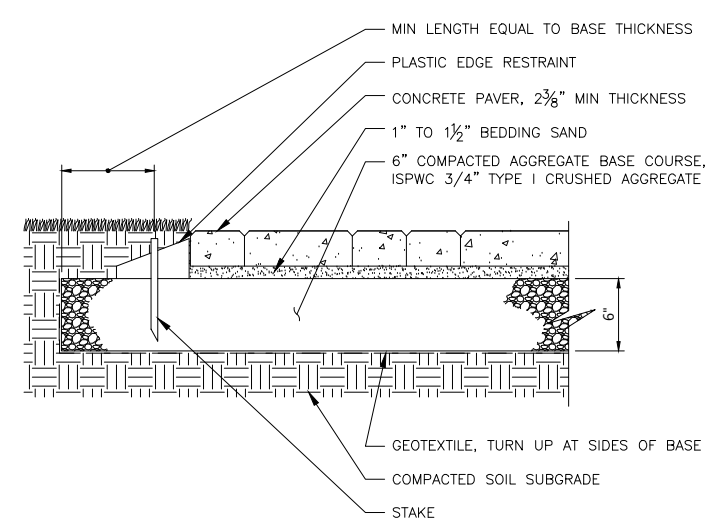
A FLOWMETER VAULT
 C101 NOT TO SCALE



- LEGEND:
- ① LOCAL CUT BACK, ONLY IF REQUIRED.
 - ② SURFACE REPAIR WIDTH, 4' MINIMUM.
 - ③ EXISTING SURFACE.
 - ④ EXISTING BASE.
 - ⑤ TRENCH BACK SLOPE PER O.S.H.A. OR SUITABLE SHORING.
 - ⑥ TRENCH BACKFILL PER SECTION-306.
 - ⑦ VERTICAL TRENCH WALLS SHORING PER O.S.H.A..
 - ⑧ PIPE BEDDING PER SECTION-305 (SEE SD-302).
 - ⑨ FOUNDATION STABILIZATION MAY VARY PER SOIL TYPE AND STABILITY (PER SECTION-304).
 - ⑩ UNDISTURBED SOIL (TYP).
 - ⑪ NEW PAVEMENT AND BASE.
 - ⑫ UPPER COMPACTION ZONE.
 - ⑬ LOWER COMPACTION ZONE.

NOTES:
 A. TRENCH EXCAVATION PER SECTION-301.
 B. PIPE BEDDING PER SECTION-305.
 C. BACKFILL AND COMPACTION PER SECTION-306.
 D. SURFACE REPAIR AND BASE PER SECTION-307. SEE SD-303.

B TYPICAL TRENCH -
 ISPWC STANDARD DRAWING SD-301
 C101 NOT TO SCALE



C CONCRETE PAVERS
 C101 NOT TO SCALE

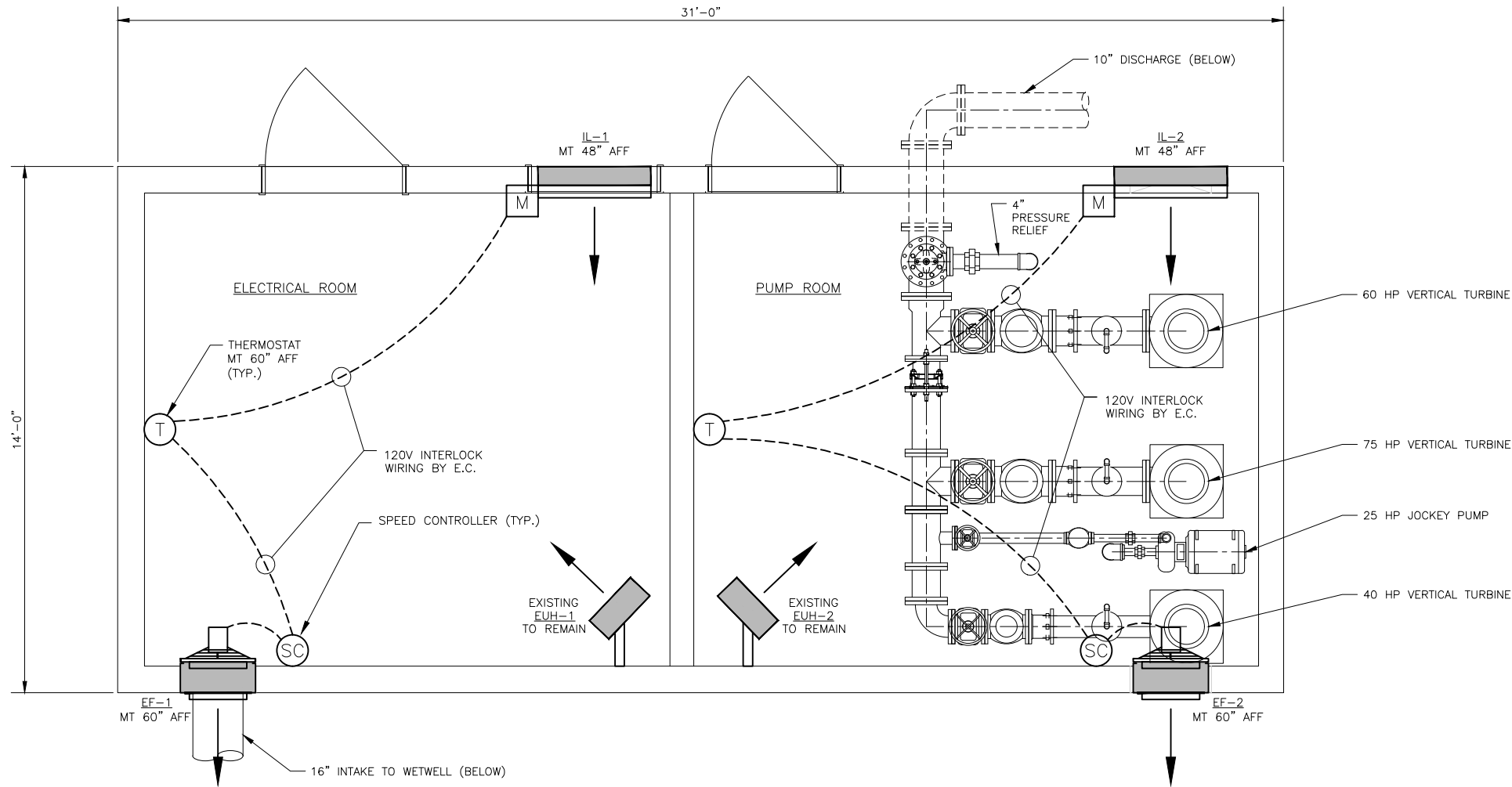
NO.	REVISION	BY	DATE	DESIGN	EL
0	75% REVIEW SET	EL	11/10/2022	DESIGN	EL
1	ISSUED FOR REVIEW	EL	1/13/2023	DRAWN	KC
2	ISSUED FOR BID	EL	3/14/2023	CHECKED	EL
				APPROVED	EL



CLEAR SOLUTIONS
 ENGINEERING
 1151 EAST IRON EAGLE DRIVE
 EAGLE, ID 83616 (208) 608-3080

CITY OF MCCALL
 DAVIS BEACH INTAKE STATION UPGRADES
 CIVIL DETAILS

VERIFY SCALE	
BAR IS ONE INCH ON FULL SIZE DRAWING	1"
PROJECT :	101.060
DATE :	3/14/2023
SHEET NO.	C101



EXHAUST FAN SCHEDULE

TAG	MFG	MODEL	AREA(S) SERVED	CFM	ESP (WC)	HP	BHP	RPM	SONES	DRIVE	ELECTRICAL DATA			UNIT CONTROLLER	UNIT LOCATION	INSTALLED WEIGHT (LBS)	REMARKS
											VLT-PH-HZ	AMPS	MOCBP				
EF-1	GREENHECK	SE118429A7XOD	PUMP ROOM	4460	0.25"	3/4	0.75	1800	16.4	DIRECT	115V-1	-	-	WALL T-STAT	SIDEWALL	---	1,2,3,4
EF-2	GREENHECK	SE118429A7XOD	PUMP ROOM	4460	0.25"	3/4	0.75	1800	16.4	DIRECT	115V-1	-	-	WALL T-STAT	SIDEWALL	---	1,2,3,4

REMARKS:

1. PROVIDE WITH WALL SLEEVE AND GRAVITY SHUTTER AT EXTERIOR. SHUTTER TO BE MILL FINISH
2. PROVIDE WITH SPEED CONTROLLER FOR BALANCING. MOUNTED AND WIRED NEAR/AT FAN BY E.C.
3. DISCONNECT BY E.C.
4. PROVIDE WITH 120V LINE VOLTAGE THERMOSTAT. THERMOSTAT MOUNTED AND WIRED BY E.C.

LOUVER SCHEDULE

TAG	MFG	MODEL	SIZE (N.) W x H	INTERLOCKED FAN	AIR FLOW (CFM)	FREE AREA (SQ FT)	VELOCITY (FPM)	FRAME	DEPTH	MATERIAL	FINISH	COLOR	REMARKS
IL-1	RUSKIN	ELF6350DMP	36 x 36	EF-1	4460	5.32	838	CHANNEL	6"	ALUMINUM	50% PVDF	TO MATCH	1
IL-2	RUSKIN	ELF6350DMP	36 x 36	EF-2	4460	5.32	838	CHANNEL	6"	ALUMINUM	50% PVDF	TO MATCH	1

REMARKS:

1. PAIR WITH RUSKIN CD60 CONTROL DAMPER SIZED TO MATCH. PROVIDE CONTROL DAMPER WITH 120V ACTUATOR. ACTUATOR INTERLOCK WIRING BY E.C.

NO.	REVISION	BY	DATE	DESIGN
0	75% REVIEW SET	EL	11/10/2022	EL
1	ISSUED FOR REVIEW	EL	1/13/2023	DRAWN
2	ISSUED FOR BID	EL	3/14/2023	KC
				CHECKED
				EL
				APPROVED
				EL



CLEAR SOLUTIONS ENGINEERING
 1151 EAST IRON EAGLE DRIVE
 EAGLE, ID 83616 (208) 608-3080

CITY OF MCCALL
 DAVIS BEACH INTAKE STATION UPGRADES
 MECHANICAL PLAN AND SCHEDULES

VERIFY SCALE	
BAR IS ONE INCH ON FULL SIZE DRAWING	1"
PROJECT :	101.060
DATE :	3/14/2023
SHEET NO.	M100

EXISTING FLOOR PLAN LEGEND:

- INDICATES EXISTING 8" MASONRY WALL.
- INDICATES EXISTING 8" MASONRY WALL TO BE REMOVED.
- INDICATES EXISTING 2x4 DF-L#2 STUD WALL W/ BRICK VENEER
- INDICATES EXISTING WINDOW TO REMAIN.

DEMOLITION NOTES:

1. DEMO SUBCONTRACTOR TO COORDINATE WITH ALL OTHER TRADES AND G.C. TO ENSURE THE REMOVAL OF MATERIALS ARE THE EXACT QUANTITIES AND LOCATIONS.
2. REMOVE ALL EXISTING CONSTRUCTIONS AND FINISHES NECESSARY FOR THE COMPLETION OF THE WORK AS DEPICTED ON THE DRAWINGS, INCLUDING BUT NOT LIMITED TO, ITEMS SHOWN ON THE PLANS WITH DASHED LINES. NECESSARY DISCONNECTS AND ALTERATIONS TO EXISTING MECHANICAL AND ELECTRICAL SYSTEMS SHALL BE INCLUDED. PATCHES REQUIRED ALL CONSTRUCTIONS TO REMAIN IN ACCORDANCE WITH THE CONTRACT DRAWINGS. WHERE CONTRACTOR IS DESIGNATED TO MAKE REMOVALS, DISPOSITION OF MATERIALS IS THE RESPONSIBILITY OF THE CONTRACTOR. VERIFY WITH OWNER: THE DISPOSITION AND REMOVAL OF ANY COMPONENTS OF SALVAGEABLE VALUE.
3. REMOVE ONLY NON-LOAD BEARING CONSTRUCTION AND PARTITIONS. CONTRACTOR TO VERIFY, PRIOR TO REMOVAL, THAT NO STRUCTURAL COMPONENTS, I.E. BEARING WALLS, BEAMS, HEADERS, ETC., SUPPORTING FLOOR, ROOF OR CEILING JOISTS ARE DESIGNATED FOR REMOVAL. CONTACT THE ARCHITECT PRIOR TO REMOVAL OF ANY CONSTRUCTION IN QUESTION OR DEVIATING FROM THE DESIGN INTENT. CONTRACTOR'S NON-CONTACT OF ARCHITECT PRIOR TO REMOVAL OF ANY WORK INDICATES HIS COMPLETE UNDERSTANDING THAT NO LOAD BEARING OR STRUCTURAL WORK IS BEING ALTERED UNDER THIS CONTRACT.
4. PATCH ALL FINISHES TO MATCH EXISTING, INCLUDING BUT NOT LIMITED TO, GYPSUM BOARD, PLASTER, ACOUSTIC SYSTEMS, WOOD TRIM, COVERS, BASE, PANELS, RAILS AND WAINSCOT. VERIFY MATCH OF NEW FINISH MATERIALS TO EXISTING IN COLOR, TEXTURE, THICKNESS, CUT, ETC., TO SATISFACTION OF OWNER PRIOR TO INSTALLATIONS. PROVIDE OTHER MATERIALS TO MATCH EXISTING WHEN REQUIRED.
5. PATCH EXISTING WALLS GYPSUM DRYWALL OR PLASTER TO MATCH EXISTING OF SUFFICIENT THICKNESS TO MAINTAIN UNIFORM WALL THICKNESS. ALL EXPOSED PORTIONS OF WALL SHALL BE FINISHED WITH THREE (3) COATES OF SPECKLING, SANDED AND LEFT IN A PAINT READY CONDITION.
6. WHERE APPLICABLE LEVEL ALL EXISTING FLOORS AS REQUIRED TO RECEIVE NEW FLOOR FINISHES. INSTALL REQUIRED TRANSITION PIECES BETWEEN VARIOUS FLOOR FINISHES SUITABLE FOR CONDITIONS AND ACCEPTABLE TO THE OWNER. MATCH EXISTING WHEREVER POSSIBLE.
7. ALL DEMOLITION TO BE COORDINATED WITH OWNER'S ACTIVITIES AND SCHEDULE.
8. ALL SURFACES, SYSTEMS, FURNITURE AND FINISHES TO REMAIN SHALL BE PROTECTED AGAINST DAMAGE - REFER TO SPEC BOOK.
9. REMOVE ALL DASHED WALLS AND DOORS. G.C. RESPONSIBLE FOR FIELD VERIFYING ALL NEW OPENING SIZES & LOCATIONS.
10. COORDINATE WITH PLUMBING, HVAC & ELECTRICAL CONTRACTORS FOR ANY SLAB REMOVAL. REFER TO NEW FLOOR PLAN, PLUMBING, HVAC & ELECTRICAL PLANS.
11. REFER TO MECHANICAL, PLUMBING AND ELECTRICAL DRAWINGS FOR FURTHER DEMO INSTRUCTIONS.

ELECTRICAL DEMOLITION NOTES:

1. REMOVE LIGHTING AND SWITCHES WHERE WALLS AND CEILINGS ARE CALLED TO BE REMOVED. REFER TO CLEAR SOLUTIONS FOR LOCATIONS OF NEW LIGHTING AND SWITCHES. REUSE EXISTING CIRCUITS AS REQ'D.
2. REMOVE RECEPTACLES IN AREAS WHERE WALLS ARE CALLED TO BE REMOVED. REFER TO CLEAR SOLUTIONS FOR LOCATIONS OF NEW POWER, REUSE EXISTING CIRCUITS AS SHOWN. DEMOLITION NOTES CONTINUED.

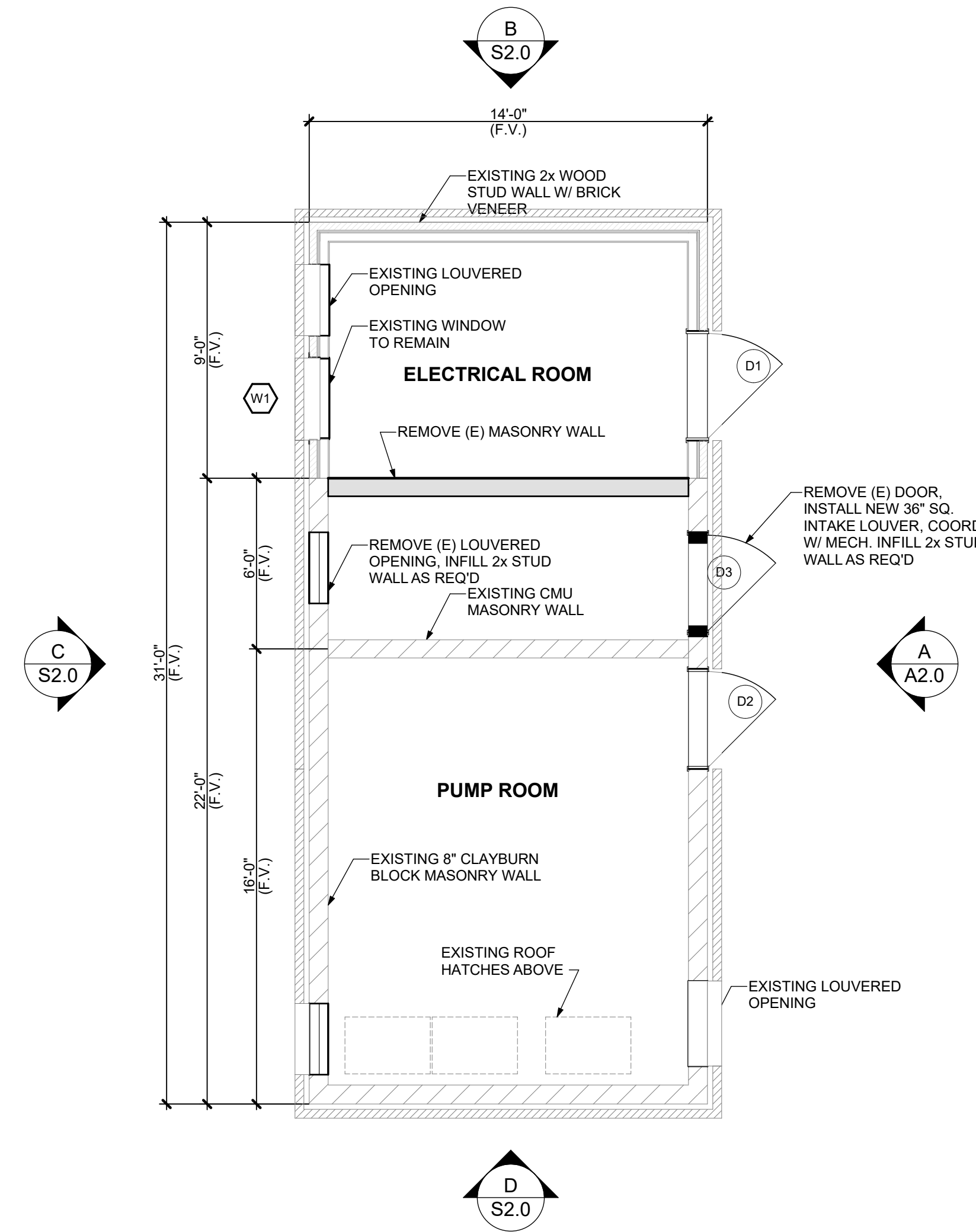
PROPOSED FLOOR PLAN LEGEND:

- INDICATES EXISTING 8" MASONRY WALL.
- INDICATES EXISTING 2x4 DF-L#2 STUD WALL W/ (E) BRICK VENEER
- INDICATES 2x6 DF-L #2 STUD WALL INFILL
- INDICATES STONE VENEER.

DOOR SCHEDULE								
ID	ROOM NAME	WIDTH	HEIGHT	MATERIAL	TYPE	HARDWARE SET	FIRE	REMARKS
D1	ELECTRICAL ROOM	3'-8"	6'-10"	ALUM / GLASS	F	See Notes	1 hour	(F.V.)
D2	PUMP ROOM	3'-4"	6'-10"	ALUM / GLASS	F	See Notes	1 hour	(F.V.)
D3	ELECTRICAL ROOM	3'-4"	6'-10"	<Undefined>		Undefined	<Undefined>	TO BE REMOVED

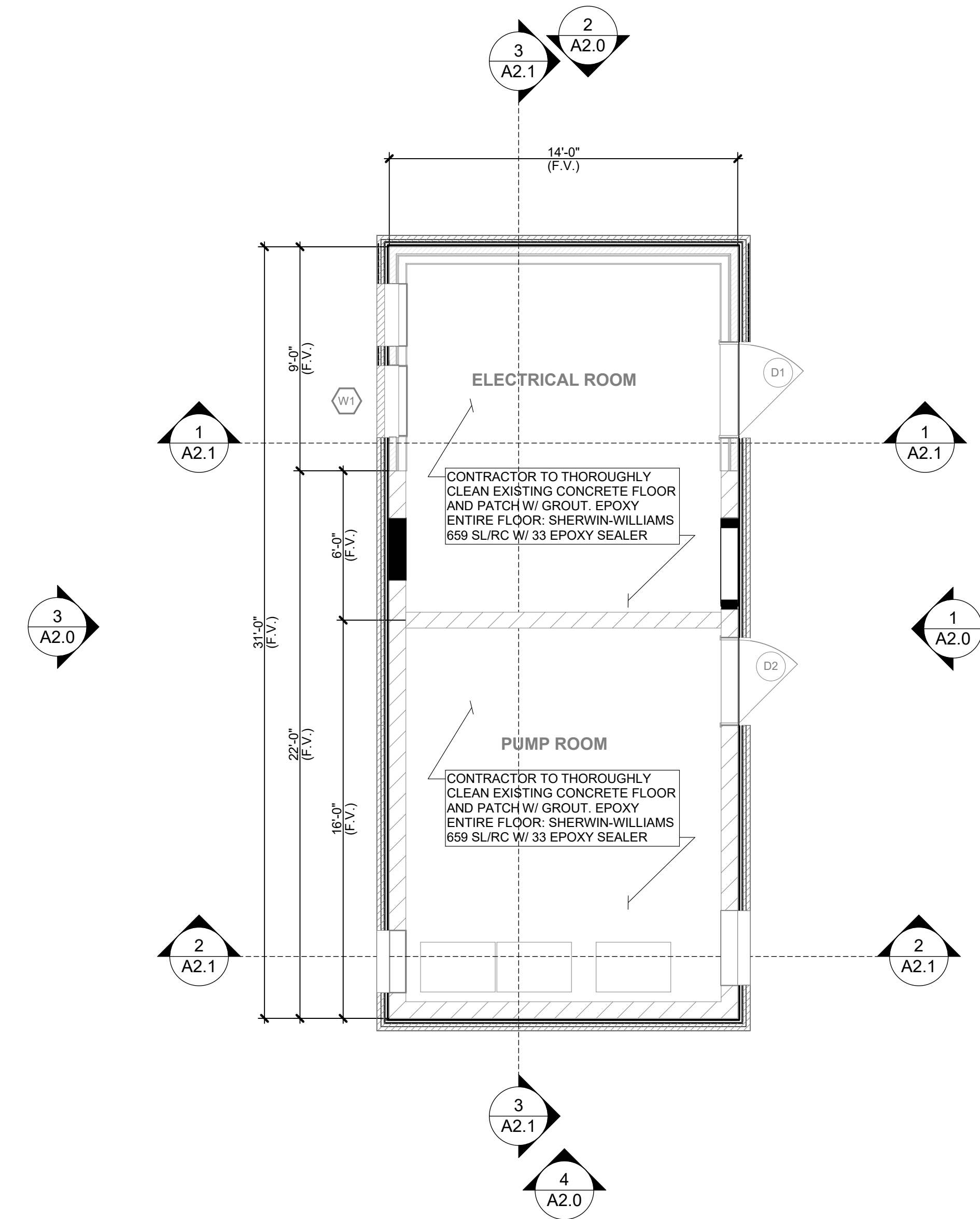
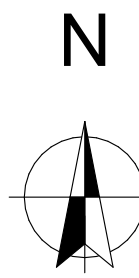
HARDWARE SET NOTES

- (E) Insulated Metal Door W/Weather Stripping (F.V.) - Remove existing hardware and replace as req'd. Both doors keyed alike.
- | Qty. | Description | Mfr. | Model No. | Finish |
|------|-------------------------|----------|-----------|-----------------|
| 1 | Push Bar w/C Cylinder | Falcon | F-CD25-R | Dull Chrome 26D |
| 1 | Lever Trim w/C Cylinder | Falcon | 510L | Dull Chrome 26D |
| 1 | Closer | Falcon | SC70 | Dull Chrome 26D |
| 3 | 4.5 x 4.5 BB Hinges | McKinney | TA2714 | Dull Chrome 26D |
| 1 | Kick Plates 8" x 34" | Trimco | K0050 | 630 Stainless S |
| 1 | Wall Stop | Trimco | 1270VV | 630 Stainless S |



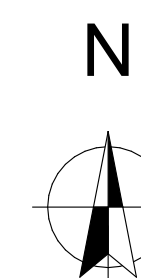
EXISTING FLOOR PLAN

1/4" = 1'-0"



PROPOSED FLOOR PLAN

1/4" = 1'-0"



ISSUE	
2	ISSUE FOR PERMIT
3	ISSUE FOR BID

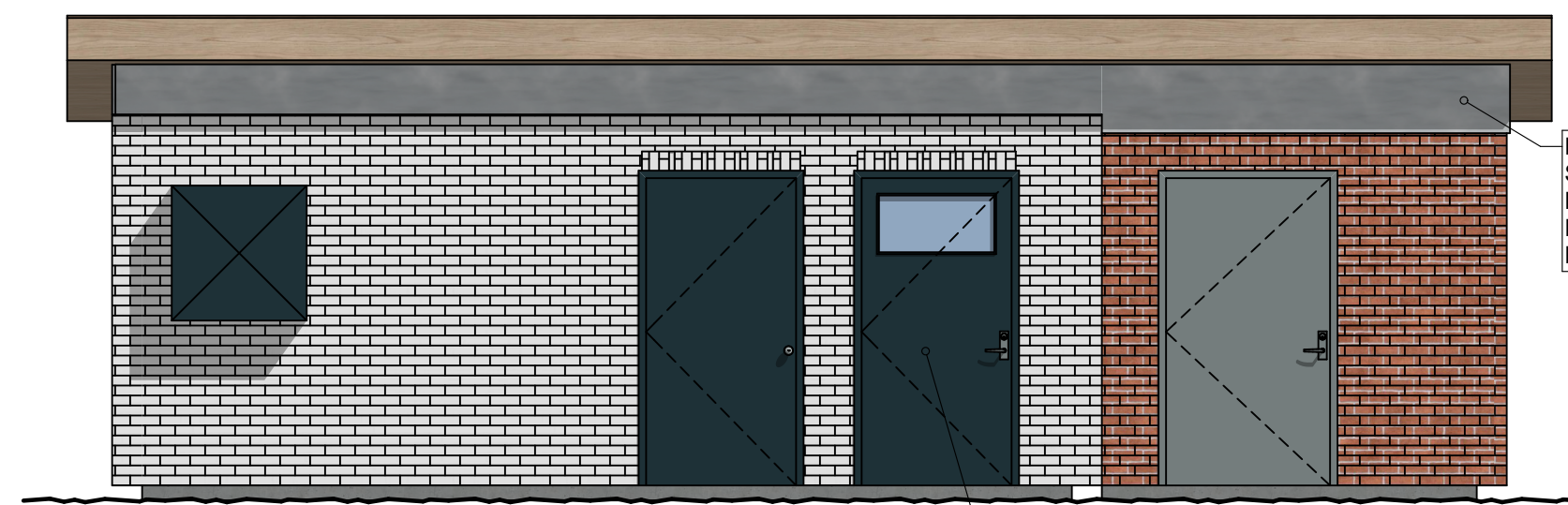
PRINT DATE	
03/14/2023	
DRAWN BY	CHECKED BY
McE	SM
PROJECT #	
1016.22	

McE
McClendon Engineering Inc
 1412 W. Idaho Street
 Suite 240
 Boise, Idaho 83702
 Tel: 208.342.2919
 Fax: 208.331.4568



DAVIS BEACH INTAKE STATION
 MCCALL, IDAHO 83638

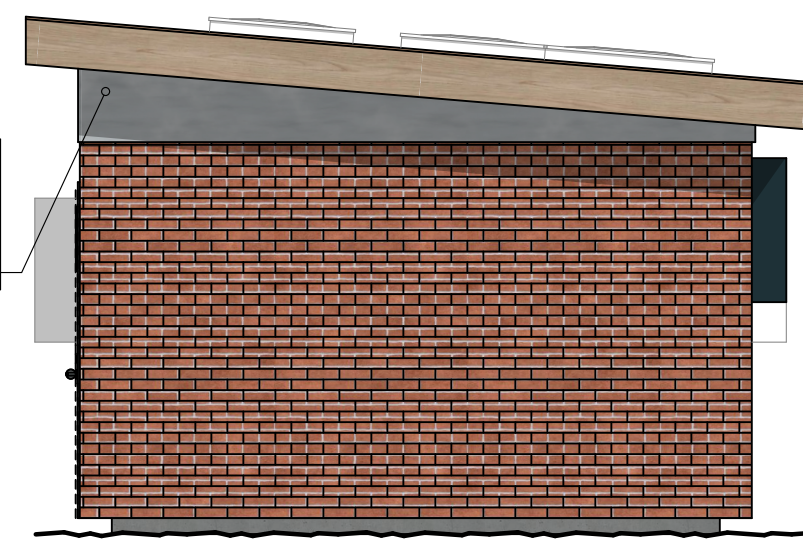
SHEET #	
A1.0	
EXISTING & PROPOSED FLOOR PLANS	



A
A2.0 (E) EAST ELEVATION

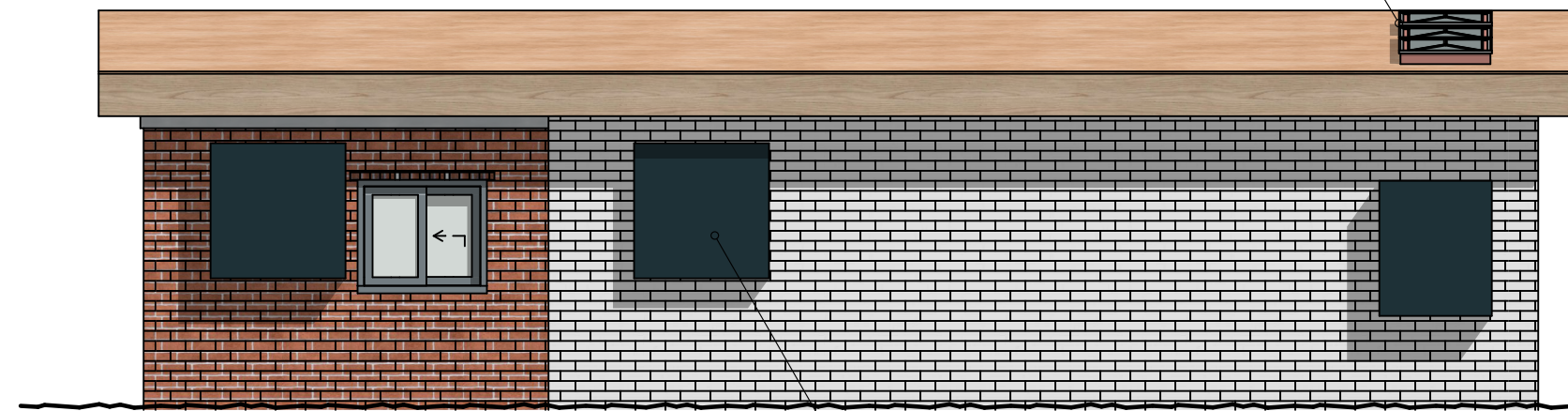
SCALE: 1/4" = 1'-0"

REMOVE (E) DOOR, FRAME AND HARDWARE, WOOD FRAME, INSULATION INFILL



B
A2.0 (E) NORTH ELEVATION

SCALE: 1/4" = 1'-0"

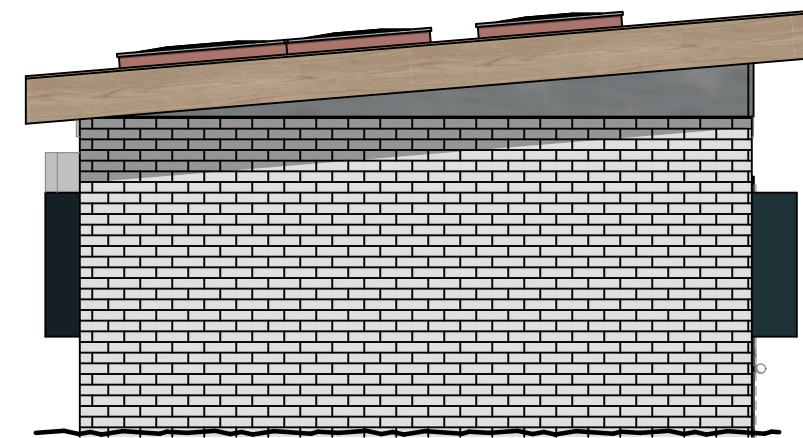


C
A2.0 (E) WEST ELEVATION

SCALE: 1/4" = 1'-0"

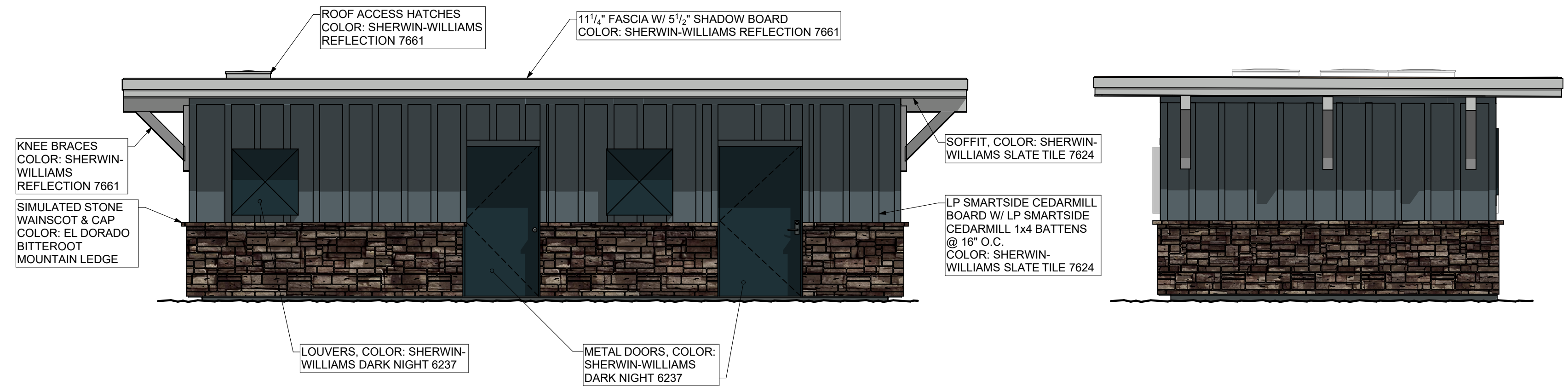
REMOVE EXISTING ROOF COVERING, SHEATHING AND FRAMING TO FLUSH PLATE. SAVE AND REMOVE (E) HATCH DOOR, FRAME AND HARDWARE.

REMOVE (E) LOUVER, FRAME AND HARDWARE, WOOD FRAME, INSULATION INFILL



D
A2.0 (E) SOUTH ELEVATION

SCALE: 1/4" = 1'-0"




1
A2.0 EAST ELEVATION

SCALE: 1/4" = 1'-0"




2
A2.0 NORTH ELEVATION

SCALE: 1/4" = 1'-0"



3
A2.0 WEST ELEVATION

SCALE: 1/4" = 1'-0"




4
A2.0 SOUTH ELEVATION

SCALE: 1/4" = 1'-0"

ISSUE	
2	ISSUE FOR PERMIT
3	ISSUE FOR BID

PRINT DATE	03/14/2023
DRAWN BY	McE
CHECKED BY	SM
PROJECT #	1016.22


McClendon
 Engineering Inc
 1412 W. Idaho Street
 Suite 240
 Boise, Idaho 83702
 Tel: 208.342.2919
 Fax: 208.331.4568




DAVIS BEACH INTAKE STATION
 MCCALL, IDAHO 83638

PROJECT

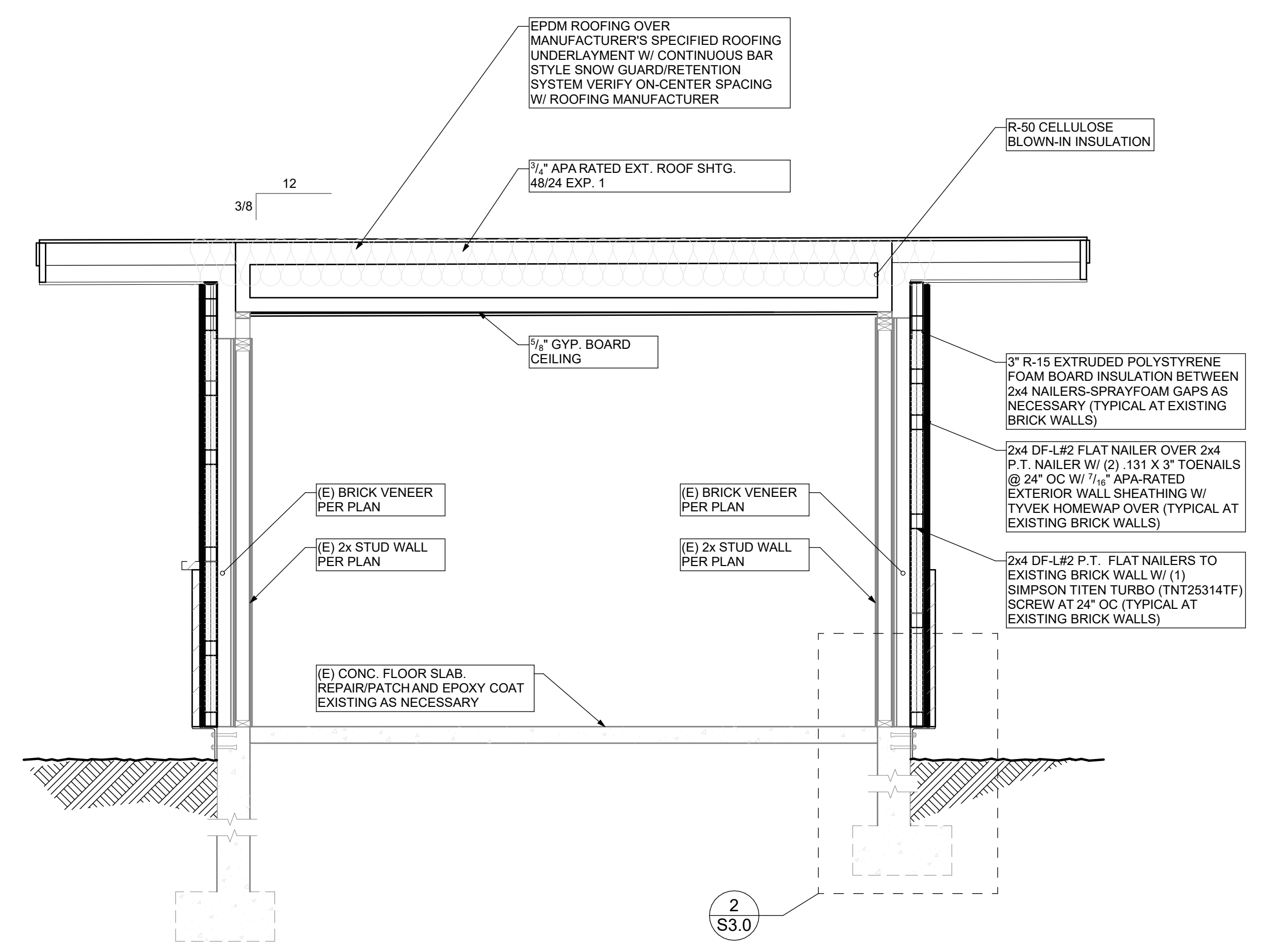
SHEET #	A2.0
EXISTING & PROPOSED ELEVATIONS	

ISSUE	
2	ISSUE FOR PERMIT
3	ISSUE FOR BID
PRINT DATE	03/14/2023
DRAWN BY	McE
CHECKED BY	SM
PROJECT #	1016.22

McE
McClendon Engineering Inc
 1412 W. Idaho Street
 Suite 240
 Boise, Idaho 83702
 Tel: 208.342.2919
 Fax: 208.331.4568

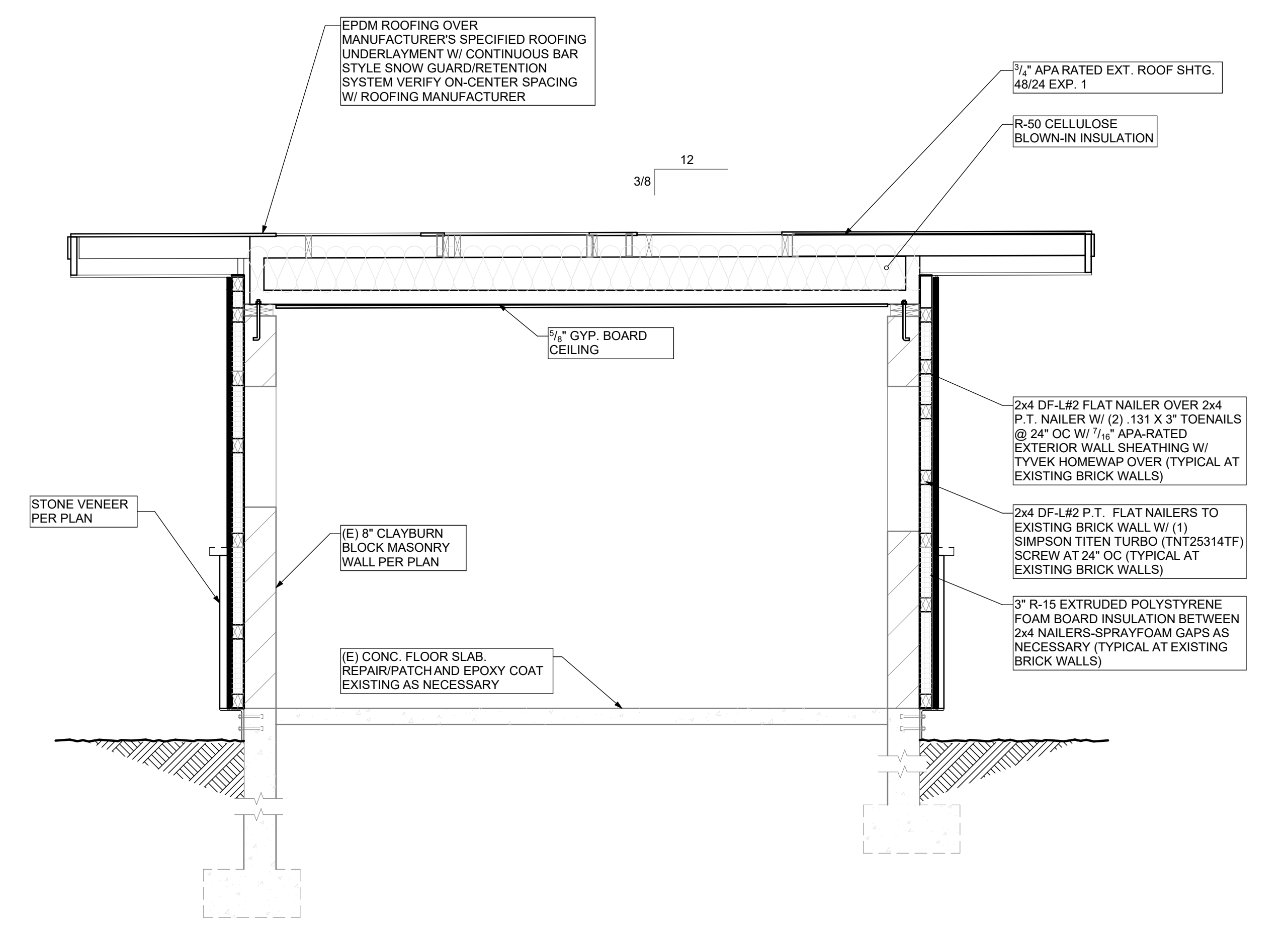


DAVIS BEACH INTAKE STATION
 MCCALL, IDAHO 83638
 PROJECT
 SHEET #
A2.1
 BUILDING & WALL SECTIONS



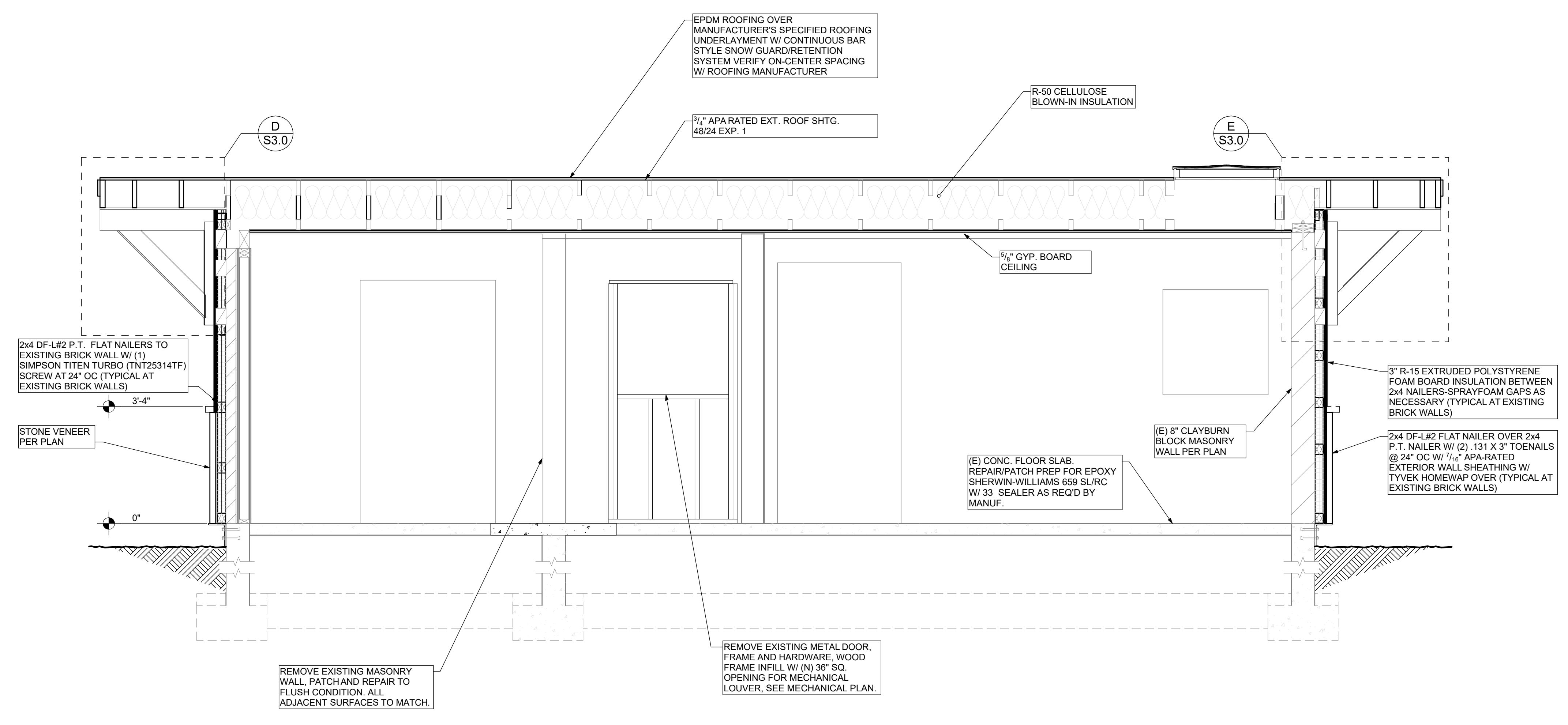
1
A2.1 BUILDING SECTION

SCALE: 1/2" = 1'-0"



2
A2.1 BUILDING SECTION

SCALE: 1/2" = 1'-0"



3
A2.1 BUILDING SECTION

SCALE: 1/2" = 1'-0"

PRINT DATE: Wednesday, March 15, 2023 3:34 PM

GENERAL NOTES:

A. CONSTRUCTION DOCUMENTS:

- 1. THE CONTRACTOR SHALL REVIEW THE APPROVED CONSTRUCTION DOCUMENTS AND NOTIFY THE ENGINEER OF ANY ERRORS OR DISCREPANCIES PRIOR TO THE START OF CONSTRUCTION.
2. CONTRACTOR IS RESPONSIBLE FOR USING QUALIFIED SUB CONTRACTORS EXPERIENCED IN THIS TYPE OF CONSTRUCTION.
3. THE CONTRACTOR SHALL FURNISH AND INSTALL EVERYTHING REQUIRED TO PROVIDE A COMPLETE STRUCTURE AS SHOWN HEREIN. IF THERE IS AN OMISSION ON THE PLANS, SUCH OMISSION SHALL NOT BE CONSTRUED TO MEAN THAT THE CONTRACTOR IS NOT REQUIRED TO FURNISH OR PROVIDE EVERYTHING THAT IS NECESSARY TO COMPLETE THE PROJECT TO THE MINIMUM REQUIREMENTS OF THE 2018 INTERNATIONAL BUILDING CODE AND ALL OTHER SPECIFICATIONS, CODES AND STANDARDS NOTED ON THE APPROVED CONSTRUCTION DOCUMENTS.
4. THE CONTRACTOR SHALL NOTIFY THE OWNER IMMEDIATELY IF ANY UNIDENTIFIED EXISTING UNDERGROUND UTILITIES ARE DISCOVERED. THE ENGINEER IS NOT RESPONSIBLE FOR THE LOCATIONS OF EXISTING UNDERGROUND UTILITIES WHETHER OR NOT SHOWN ON THE DRAWINGS.
5. THE APPROVED STRUCTURAL DRAWINGS ARE PART OF THE OVERALL CONSTRUCTION DOCUMENT SET AND SHALL BE REFERENCED IN CONJUNCTION WITH OTHER APPROVED CONSTRUCTION DOCUMENTS INCLUDING, BUT NOT LIMITED TO: CIVIL, ARCHITECTURAL, MECHANICAL, ELECTRICAL, LANDSCAPE AND GEOTECHNICAL DOCUMENTS.
a. SEE ARCHITECTURAL DRAWINGS FOR THE FOLLOWING: HORIZONTAL AND VERTICAL DIMENSIONS NOT SHOWN ON THE STRUCTURAL PLANS. SIZE AND LOCATIONS OF DOOR AND WINDOW OPENINGS. SIZE AND LOCATIONS OF ROOF AND FLOOR OPENINGS. SIZE AND LOCATIONS OF INTERIOR NON-BEARING AND NON STRUCTURAL WALLS, CEILING ASSEMBLIES, WALL, FLOOR AND ROOF FINISHES; AND HANDRAILS.
b. SEE MECHANICAL, PLUMBING, AND ELECTRICAL DRAWINGS FOR THE FOLLOWING: SIZE AND LOCATION OF PIPES, SLEEVES, AND DUCT PENETRATIONS. EQUIPMENT SIZES AND LOCATION. EQUIPMENT CURBS AND MOUNTING BRACKETS OR ANCHORS.
c. SEE CIVIL, GEOTECHNICAL, OR LANDSCAPE DRAWINGS AND REPORTS FOR THE FOLLOWING: SITE TOPOGRAPHY, EXCAVATION AND COMPACTION REQUIREMENTS, FINISH GRADE SLOPE AND DRAINAGE, AND SITE ELEVATION.
6. THE STRUCTURAL DRAWINGS REPRESENT THE FINISHED STRUCTURE. THEY DO NOT INDICATE THE METHOD OF CONSTRUCTION. THE CONTRACTOR SHALL PROVIDE ALL MEASURES NECESSARY TO PROTECT THE STRUCTURE DURING CONSTRUCTION. SUCH MEASURES SHALL INCLUDE, BUT NOT BE LIMITED TO, BRACING AND/OR SHORING FOR LOADS DUE TO CONSTRUCTION EQUIPMENT, ETC. CONTRACTOR AT HIS/HER OWN EXPENSE SHALL ENGAGE PROPERLY QUALIFIED PERSONS TO DESIGN BRACING, SHORING, ETC. OBSERVATION VISITS TO THE SITE BY THE ENGINEER SHALL NOT INCLUDE OBSERVATION OF THE ABOVE NOTED ITEMS.
7. UNDER NO CIRCUMSTANCES CAN STRUCTURAL COMPONENTS BE SUBSTITUTED, OMITTED, SPliced, OR ALTERED FROM THE APPROVED SET OF CONSTRUCTION DOCUMENTS WITHOUT WRITTEN APPROVAL FROM THE ENGINEER.
B. DIMENSIONS AND NOTATIONS:
1. WRITTEN DIMENSIONS SHALL TAKE PRECEDENCE OVER SCALED DIMENSIONS. DO NOT SCALE DRAWINGS.
2. FOR ANY MISSING DIMENSIONS REFER TO THE ARCHITECTURAL DRAWINGS OR THE DRAWINGS OF APPLICABLE TRADE.
3. ABBREVIATIONS USED ON THE APPROVED CONSTRUCTION DOCUMENTS SHALL BE CONSIDERED TYPICAL ABBREVIATIONS FOR THE INDUSTRY. THE CONTRACTOR SHALL BE RESPONSIBLE TO NOTIFY THE ENGINEER IMMEDIATELY OF ANY ABBREVIATIONS THAT ARE UNKNOWN TO THE CONTRACTOR.
C. TYPICAL NOTES AND DETAILS:
1. SPECIFIC NOTES AND DETAILS SHALL TAKE PRECEDENCE OVER STANDARD TYPICAL NOTES AND DETAILS.
2. STANDARD TYPICAL NOTES AND DETAILS ARE TO BE USED WHEN REFERRED TO OR WHEN NO OTHER MORE RESTRICTIVE OR DIFFERENT DETAILS ARE SHOWN ON THE DRAWINGS.
3. WORK NOT PARTICULARLY SHOWN OR SPECIFIED SHALL BE THE SAME AS SIMILAR PARTS THAT ARE SHOWN OR SPECIFIED.
D. SHOP DRAWINGS (DEFERRED SUBMITTALS):
1. SHOP DRAWINGS SHALL BE SUBMITTED TO THE STRUCTURAL ENGINEER IN A TIMELY FASHION PRIOR TO FABRICATION AND CONSTRUCTION. UNLESS OTHERWISE STATED, A MINIMUM OF 5 WORKING DAYS AFTER RECEIPT OF SHOP DRAWINGS SHALL BE CONSIDERED AN ACCEPTABLE TIME PERIOD FOR THE STRUCTURAL ENGINEER REVIEW PROCESS.
2. A MINIMUM OF (2) HARD COPY SETS SHALL BE SUBMITTED TO THE STRUCTURAL ENGINEER FOR REVIEW. THE STRUCTURAL ENGINEER WILL MAINTAIN (1) SET FOR REFERENCE PURPOSES. THE CONTRACTOR SHALL MAINTAIN (1) SET AT THE JOB SITE DURING THE DURATION OF CONSTRUCTION.
3. CONTRACTOR SHALL REVIEW AND STAMP SHOP DRAWINGS PRIOR TO SUBMISSION TO THE STRUCTURAL ENGINEER. CONTRACTOR SHALL REVIEW FOR COMPLETENESS AND COMPLIANCE WITH CONTRACT DOCUMENTS.
4. SHOP DRAWINGS ARE NOT A PART OF THE CONSTRUCTION DOCUMENTS. THE STRUCTURAL ENGINEER REVIEW DOES NOT GIVE PERMISSION TO DEVIATE FROM THE APPROVED CONSTRUCTION DOCUMENTS. WHERE THE SHOP DRAWINGS AND THE CONSTRUCTION DOCUMENTS DIFFER, THE MORE STRICT OF THE TWO SHALL GOVERN UNLESS WRITTEN APPROVAL FROM THE STRUCTURAL ENGINEER PERMITS OTHERWISE.
E. INSPECTIONS, SPECIAL INSPECTIONS, AND SITE VISITS (STRUCTURAL OBSERVATIONS):
1. INSPECTIONS BY THE BUILDING OFFICIAL ARE REQUIRED FOR CONSTRUCTION WORK FOR WHICH A PERMIT IS REQUIRED PER SECTION 110 OF THE IBC. CONTRACTOR IS REQUIRED TO COORDINATE AND SCHEDULE ALL REQUIRED INSPECTIONS WITH THE BUILDING OFFICIAL. INSPECTIONS PRESUMING TO GIVE AUTHORITY TO VIOLATE OR CANCEL PROVISIONS OF THE IBC OR OF OTHER ORDINANCES OF THE JURISDICTION SHALL NOT BE VALID.
2. SPECIAL INSPECTIONS ARE IN ADDITION TO, AND DO NOT REPLACE, THE INSPECTIONS BY THE BUILDING OFFICIAL PER CHAPTER 17 OF THE IBC. SPECIAL INSPECTIONS SHALL BE PERFORMED BY A QUALIFIED PERSON TO INSPECT AS REQUIRED ON THESE DOCUMENTS THE MATERIALS, INSTALLATION, FABRICATION, ERECTION OR PLACEMENT OF COMPONENTS AND CONNECTIONS REQUIRING SPECIAL EXPERTISE TO ENSURE COMPLIANCE WITH THE APPROVED CONSTRUCTION DOCUMENTS.
3. SITE VISITS OR STRUCTURAL OBSERVATIONS BY THE STRUCTURAL ENGINEER DOES NOT INCLUDE OR WAIVE THE RESPONSIBILITY OF INSPECTIONS OR SPECIAL INSPECTIONS PER SECTION 17 OF THE IBC. SITE VISITS ARE NOT CONTINUOUS OR DETAILED. SITE VISITS DO NOT VALIDATE CONTRACTORS PERFORMANCE, MEANS, OR METHODS. SITE VISITS ARE FOR VISUAL OBSERVATION FOR GENERAL CONFORMANCE TO THE APPROVED CONSTRUCTION DOCUMENTS.
F. CODE REQUIREMENTS:
ALL WORK SHALL CONFORM TO THE MINIMUM STANDARDS OF THE FOLLOWING CODES:
1. 2018 INTERNATIONAL BUILDING CODE (IBC)
2. ANY OTHER REGULATING AGENCIES WHICH MAY HAVE AUTHORITY OVER ANY PORTION OF THE WORK, INCLUDING THE STATE OF IDAHO.
3. SPECIFICATIONS, CODES AND STANDARDS NOTED SHALL BE OF THE LATEST APPROVED ISSUE, INCLUDING SUPPLEMENTS, UNLESS NOTED OTHERWISE.
4. CONTRACTOR SHALL BE PROPERLY REGISTERED IN THE STATE OF IDAHO PER IDAHO STATE LAW.
5. ALL STRUCTURAL MATERIAL MUST HAVE CURRENT ICC-ES REPORTS AVAILABLE UPON REQUEST TO PROVE CODE APPROVAL & INDUSTRY TOLERANCES.

DESIGN CRITERIA:

A. 2018 INTERNATIONAL BUILDING CODE (IBC).

- 1. RISK CATEGORY: IV
2. NATURE OF OCCUPANCY: VACANT/UTILITY

B. DESIGN LOADS:

- 1. ROOF:
a. LIVE LOAD = 120 PSF (SNOW)
b. DEAD LOAD = 18 PSF
C. IBC SEISMIC DESIGN:
1. SEISMIC DESIGN CATEGORY: D
2. IMPORTANCE FACTOR I_p = 1.5
3. SOIL SITE CLASS: D-DEFAULT
4. SEISMIC COEFFICIENTS:
Sps = 0.410
So = 0.211
5. RESPONSE MODIFICATION: R= 3.5
SEISMIC FORCE RESISTING SYSTEM: INTERMEDIATE MASONRY SHEAR WALLS
D. IBC WIND LOAD:
1. BASIC DESIGN WIND SPEED = 105 MPH
2. EXPOSURE = C
3. ANALYSIS METHOD= SIMPLE DIAPHRAGM

FOUNDATIONS:

- A. MAXIMUM ALLOWABLE FOUNDATION SOIL BEARING PRESSURE:
1. 1500 PSF (DEAD + LIVE LOAD)
2. 2500 PSF (GRAVITY + LATERAL LOAD)
B. THE BOTTOM OF ALL EXTERIOR FOOTINGS SHALL BE 24 INCHES MINIMUM BELOW ADJACENT FINISHED GRADE.
C. THE INTERIOR FOOTINGS SHALL BE 12 INCHES MINIMUM BELOW FINISH FLOOR, U.N.O.
D. STRUCTURAL BACKFILL SHALL BE COMPACTED TO 95 PERCENT OF THE MAXIMUM DENSITY AS DETERMINED BY ASTM D1557. BRACE WALLS AND PIERS AS REQUIRED DURING BACKFILLING OPERATIONS.
E. PRIOR TO CONSTRUCTION, CONTRACTOR SHALL COORDINATE THE CONSTRUCTION DOCUMENTS, INCLUDING THE STRUCTURAL DRAWINGS, WITH THE GEOTECHNICAL REPORT. ANY DISCREPANCIES SHALL BE BROUGHT TO THE IMMEDIATE ATTENTION OF THE STRUCTURAL ENGINEER.
F. DEFINITIONS:
1. STRUCTURAL WALLS - ANY LOAD BEARING WALL, SHEAR WALL, AND ANY WALL THAT REQUIRES A FOOTING.

CONCRETE:

- A. REFERENCE STANDARDS:
1. ALL CONCRETE WORK SHALL CONFORM TO THE LATEST EDITION OF ACI 301
2. ALL CONCRETE SHALL BE NORMAL WEIGHT CONCRETE
3. CONCRETE MIX DESIGN SHALL BE ESTABLISHED IN ACCORDANCE WITH CHAPTERS 19 AND 26 OF ACI 318
4. USE LATEST EDITION OF ACI 308R WHEN CONCRETING DURING COLD WEATHER
B. DEFERRED SUBMITTALS:
1. SUPPLY PRODUCT DATA FOR PROPRIETARY MATERIALS AND ITEMS, INCLUDING REINFORCEMENT AND FORMING ACCESSORIES, ADMIXTURES, PATCHING COMPOUNDS, JOINT SYSTEMS, CURING COMPOUNDS AND OTHERS.
2. SHOP DRAWINGS FOR REINFORCEMENT DETAILING, FABRICATING, FOR BENDING, AND PLACING OF CONCRETE REINFORCEMENT SHALL COMPLY WITH ACI 315, MANUAL OF STANDARD PRACTICE FOR DETAILING REINFORCED CONCRETE STRUCTURES. BAR SCHEDULES, STIRRUP SPACING, BENT BAR DIAGRAMS, AND ARRANGEMENT OF CONCRETE REINFORCEMENT SHALL BE SHOWN. INCLUDE SPECIAL REINFORCING REQUIRED FOR OPENINGS THROUGH CONCRETE STRUCTURES.
C. FORMWORK AND FINISHES:
1. FORMWORK: DESIGN, ERECT, SUPPORT, BRACE AND MAINTAIN FORMWORK TO SUPPORT VERTICAL, LATERAL, STATIC AND DYNAMIC LOADS THAT MIGHT BE APPLIED UNTIL STRUCTURE CAN SUPPORT SUCH LOADS.
2. FINAL SLAB SURFACES SHALL RECEIVE A MACHINED STEEL TROWEL FINISH.
3. ANY PROJECTING CORNERS OF COLUMNS, BEAMS, WALLS, PEDESTALS, ETC SHALL BE FORMED WITH A 3/4 INCH CHAMFER.
4. DRY PACK, OR USE NON-SHRINK GROUT, UNDER BASE PLATES, BEARING PLATES, OR SILL PLATES AS REQUIRED FOR A LEVEL AND UNIFORM BEARING SURFACE. MINIMUM GROUT STRENGTH SHALL BE fc = 7000 PSI, U.N.O.
5. SEPARATE SLABS-ON-GRADE FROM VERTICAL SURFACES WITH JOINT FILLER.
D. MIX DESIGN, STRENGTH, AND ADMIXTURES:
1. 28-DAY COMPRESSIVE STRENGTHS (fc):
a. FOUNDATION STEM WALLS = 3500 PSI
b. FOOTINGS = 3500 PSI
c. INTERIOR SLABS-ON-GRADE = 4000 PSI
2. CEMENT II OR III PER ASTM C-150
3. MAXIMUM SLUMP:
a. PRIOR TO ADDITION OF WATER-REDUCING ADMIXTURE = 4"
b. WITH ADDITION OF WATER-REDUCING ADMIXTURE = 10"
4. MAXIMUM SIZE COARSE AGGREGATE: 3/4 INCHES (PER ASTM C-33)
5. APPROVED ADMIXTURES:
a. FLYASH PER ASTM C-618
b. AIR ENTRAINING PER ASTM C-260
c. WATER REDUCING PER ASTM C-494

E. REINFORCEMENT:

- 1. REINFORCEMENT FOR CONCRETE:
a. ALL REINFORCING SHALL BE SUPPORTED IN FORMS SPACED WITH NECESSARY ACCESSORIES AND SHALL BE SECURELY WIRE TOGETHER IN ACCORDANCE WITH THE LATEST EDITION OF THE CRSI "MANUAL OF STANDARD PRACTICE"
b. DEFORMED BARS - ASTM A615, GRADE 60
c. WELDED WIRE REINFORCEMENT (WWR):
- PLAIN WIRE - ASTM A1064
- DEFORMED WIRE - ASTM A1064
- USE FLAT MATS ONLY. NO ROLLED WWR IS PERMITTED.
2. MINIMUM REINFORCEMENT LAP = 40 BAR DIAMETERS
3. MINIMUM WWR LAP = GRID SPACING PLUS 2 INCHES
4. MINIMUM CONCRETE COVER OVER REINFORCEMENT:
a. CONCRETE CAST AGAINST EARTH = 3"
b. CONCRETE EXPOSED TO EARTH OR WEATHER = 1 1/2"
c. CONCRETE NOT EXPOSED TO EARTH OR WEATHER = 3/4"
5. SLAB-ON-GRADE REINFORCEMENT SHALL BE PLACED AT THE MID-DEPTH OF THE SLAB.
F. COORDINATION:
1. COORDINATE ALL UNDER-SLAB MATERIAL SUCH AS VAPOR BARRIER, INSULATION, AND SUB-BASE WITH ARCHITECTURAL AND GEOTECHNICAL CONSTRUCTION DOCUMENTS. WHERE DOCUMENTS CONFLICT OR DIFFER, THE MORE STRICT OF THE TWO SHALL GOVERN UNLESS WRITTEN APPROVAL FROM THE STRUCTURAL ENGINEER PERMITS OTHERWISE.
2. COORDINATE CONCRETE SURFACE FINISHING WITH ARCHITECTURAL FINISH MATERIALS.
3. REPAIR OR REPLACE DEFECTIVE CONCRETE AS DIRECTED BY THE ARCHITECT, ENGINEER, OR TESTING AGENCY.
4. COORDINATE ALL JOINT SPACING, LAYOUT, FILLER AND SEALANTS.
5. COORDINATE WITH ARCHITECTURAL ANY FINISH SURFACES THAT REQUIRE MOCK-UPS AND ACCEPTANCE PRIOR TO CONSTRUCTION.
6. COORDINATE WITH REQUIRED INSPECTORS, SPECIAL INSPECTORS, AND STRUCTURAL OBSERVERS FOR FIELD QUALITY CONTROL ITEMS AND SCHEDULE NOTIFICATIONS IN A TIMELY FASHION.
G. DEFINITIONS:
1. PERFORMANCE DESIGN - A SET OF INSTRUCTIONS THAT OUTLINES THE FUNCTIONAL REQUIREMENTS FOR HARDENED CONCRETE DEPENDING ON THE APPLICATION. PERFORMANCE DESIGN DOES NOT INCLUDE REQUIREMENTS FOR MEANS AND METHODS AND DOES NOT PROVIDE LIMITATIONS ON THE INGREDIENTS OR PROPORTIONS OF THE CONCRETE MIXTURE. SUBMITTALS FOR PERFORMANCE DESIGN WOULD NOT BE A DETAILS LIST OF MIXTURE INGREDIENTS BUT RATHER A CERTIFICATION THAT THE MIX WILL MEET THE SPECIFICATION REQUIREMENTS, INCLUDING PRE-QUALIFICATION TEST RESULTS.

- 2. DURABILITY DESIGN - DURABILITY IS THE ABILITY OF CONCRETE TO RESIST WEATHERING ACTION, CHEMICAL ATTACK AND ABRASION WHILE MAINTAINING ITS DESIRED ENGINEERING PROPERTIES.
3. STRENGTH DESIGN- BASED ON THE ULTIMATE COMPRESSIVE STRENGTH OF THE CONCRETE NEEDED TO RESIST THE CALCULATED DESIGN LOADS. ANY ADDITIONAL STRENGTH THAT MAY BE PRESENT DUE TO STEEL REINFORCING IS NOT PERMITTED TO BE INCLUDED IN THE CONCRETE STRENGTH DESIGN.

WOOD:

A. REFERENCE STANDARDS AND GOVERNING AGENCIES:

- 1. NDS FOR WOOD CONSTRUCTION
2. APA PANEL DESIGN SPECIFICATION
3. AWPA UI - USE CATEGORY SYSTEM: USER SPECIFICATION FOR TREATED WOOD
4. TP 1 NATIONAL DESIGN STANDARD FOR METAL PLATE CONNECTED WOOD TRUSS CONSTRUCTION
5. WMPA - WESTERN WOOD PRODUCTS ASSOCIATION
B. DEFERRED SUBMITTALS:
1. ENGINEERED WOOD PRODUCTS:
a. ANY ALTERNATE PROPRIETARY FRAMING SYSTEM(S) SHALL BE OF THE SAME DEPTH AND LOAD CARRYING CAPACITY AS THE TRUS-JOIST SYSTEM(S) SHOWN ON THE DRAWINGS. ICC REPORTS FOR THE ALTERNATE PROPRIETARY FRAMING SYSTEM(S) SHALL BE SUBMITTED SHOWING TESTING APPROVAL AND MATERIAL STRENGTH EQUIVALENCY.
b. ALL SUBMITTED ENGINEERED WOOD PRODUCTS CALCULATIONS SHALL BE STAMPED AND SIGNED BY A PROFESSIONAL ENGINEER REGISTERED IN THE STATE OF IDAHO.
2. FABRICATED WOOD TRUSSES:
a. ALL ROOF TRUSSES SHALL BE DESIGNED, STAMPED, AND SIGNED BY A PROFESSIONAL ENGINEER REGISTERED IN THE STATE OF IDAHO.
b. TRUSS MANUFACTURER SHALL PROVIDE PROOF OF APPROVED THIRD PARTY INSPECTION AS REQUIRED BY THE 2018 IBC, SECTION 1704.2.5
c. SUBMIT SHOP DRAWINGS OF PRE MANUFACTURED WOOD TRUSS LAYOUT FOR REVIEW BY THE ENGINEER PRIOR TO FABRICATION. TRUSS DESIGN DRAWINGS AND CALCULATIONS SHALL CONFORM TO THE REQUIREMENTS FROM SECTION 2303.4 OF THE IBC.
C. CARPENTRY
1. WOOD FRAMING MEMBERS SHALL HAVE THE FOLLOWING GRADES, OR BETTER, UNLESS NOTED OTHERWISE (U.N.O.):
a. BLOCKING: DOUGLAS FIR LARCH NO. 2, OR BETTER
b. BRIDGING: DOUGLAS FIR LARCH NO. 2, OR BETTER
c. STUD FRAMING: DOUGLAS FIR LARCH NO. 2, OR BETTER
d. BEAMS/HEADERS/JOISTS: DOUGLAS FIR LARCH NO. 2, OR BETTER
e. POSTS/BUILT-UP COLUMNS: DOUGLAS FIR LARCH NO. 2, OR BETTER
f. TOP AND BOTTOM PLATES: DOUGLAS FIR LARCH NO. 2, OR BETTER
2. MAXIMUM MOISTURE CONTENT OF ALL LUMBER AT THE TIME OF CLOSURE SHALL BE 19%.
3. SPLICING OF WOOD MEMBERS, UNLESS SHOWN ON THE DRAWINGS, IS PROHIBITED WITHOUT WRITTEN APPROVAL OF THE PROJECT ENGINEER.
4. HOLES MAY BE DRILLED IN JOIST/BEAM IF SPECIFICALLY INDICATED ON THESE DRAWINGS. ANY OTHER HOLES OR NOTCHES ARE NOT ALLOWED.
5. ALL WOOD IN CONTACT WITH CONCRETE OR MASONRY SHALL BE PRESSURE TREATED OR REDWOOD.

D. PANEL SHEATHING:

- 1. STRUCTURAL WOOD SHEATHING AS SPECIFIED ON THESE DRAWINGS AT ROOF/FLOOR DIAPHRAGMS, SHEAR WALLS, AND BUILT-UP BLOCKING LOCATIONS SHALL BE STAMPED WITH THE SPECIFIED APA RATING.
2. STRUCTURAL WOOD SHEATHING MAY BE EITHER PLYWOOD OR ORIENTED STRAND BOARD (OSB) AS LONG AS THE PANEL MEETS OR EXCEEDS THE CRITERIA LISTED BELOW.
3. WALL SHEATHING SHALL BE, U.N.O.:
a. THICKNESS: MATCH EXISTING
b. NAILING: 8d @ 6" O.C.
c. BLOCKED AT ALL UNSUPPORTED EDGES
d. MAXIMUM DISTANCE BETWEEN SUPPORT MEMBERS: 16"
4. ROOF SHEATHING SHALL BE, U.N.O.:
a. THICKNESS: PER PLAN
b. NAILING: PER PLAN
c. PLY CLIPS AT ALL UNSUPPORTED EDGES
f. MAXIMUM DISTANCE BETWEEN SUPPORT MEMBERS: 24"
E. ACCESSORIES AND FASTENERS:
1. ALL WOOD CONNECTORS SHALL BE SIMPSON STRONG-TIE OR APPROVED EQUAL AND INSTALLED PER MANUFACTURER'S RECOMMENDATIONS.
2. NAILING SHALL BE IN ACCORDANCE WITH THE 2018 IBC TABLE 2304.10.1, UNLESS NOTED OTHERWISE.
3. NAILS SHALL BE COMMON WIRE NAILS (EXCEPT 16d NAILS MAY BE BOX WIRE NAILS)
4. METAL FINISH MATERIAL:
a. HIGH HUMIDITY AND PRESERVATIVE TREATED WOOD LOCATIONS: HOT DIPPED GALVANIZED STEEL PER ASTM A 153.
b. INTERIOR AND DRY LOCATIONS: STANDARD PAINTED OR ZINC GALVANIZED COATING.

F. DEFINITIONS:

- 1. APA RATED SHEATHING: A COMMON TRADE NAME THAT APPLIES TO A GRADE OR PANEL FOR USE AS SUBFLOORING, WALL SHEATHING, AND ROOF SHEATHING. PANELS ARE MADE WITH RESIN ADHESIVES THAT PROVIDE A MOISTURE RESISTANT BOND AND ARE DESIGNATED AS: EXPOSURE 1. PANELS CAN BE MANUFACTURED AS EITHER: PLYWOOD OR OSB.
2. APA STRUCTURAL 1 RATED SHEATHING: A SPECIAL SHEATHING GRADE DESIGNED FOR USE WHERE SHEAR AND/OR CROSS PANEL STRENGTH PROPERTIES ARE OF MAXIMUM IMPORTANCE. PANELS ARE MADE WITH RESIN ADHESIVES THAT PROVIDE A MOISTURE RESISTANT BOND AND ARE DESIGNATED AS: EXPOSURE 1. PANELS CAN BE MANUFACTURED AS EITHER: PLYWOOD OR OSB.

MASONRY:

A. REFERENCE STANDARDS:

- 1. ACI 530 - SPECIFICATION FOR MASONRY STRUCTURES
B. DEFERRED SUBMITTALS:
1. SUPPLY PRODUCT DATA FOR PROPRIETARY MATERIALS AND ITEMS INCLUDING REINFORCEMENT AND FORMING ACCESSORIES, ADMIXTURES, PATCHING COMPOUNDS, JOINT SYSTEMS, CURING COMPOUNDS AND OTHERS.
2. SHOP DRAWINGS FOR TYPICAL MASONRY WALL REINFORCEMENT DETAILING, FABRICATING, BENDING, AND PLACING SHALL COMPLY WITH THE LATEST EDITION OF THE ACI 315, MANUAL OF STANDARD PRACTICE FOR DETAILING REINFORCED CONCRETE STRUCTURES.
3. SHOP DRAWINGS FOR MASONRY WALL OPENING AND CORNER BAR SCHEDULES, STIRRUP SPACING, BENT BAR DIAGRAMS, AND ARRANGEMENT OF MASONRY REINFORCEMENT SHALL BE SHOWN.
C. MORTAR AND GROUT:
1. WALLS SHALL BE:
a. PARTIAL GROUTED - GROUT ALL REINFORCED CELLS
2. MORTAR:
a. ASTM C270 FOR JOB MIXED MORTAR
b. TYPE S, COMPRESSIVE STRENGTH = 2000 PSI
3. GROUT:
a. ASTM C476, 28-DAY COMPRESSIVE STRENGTH = 2000 PSI
b. MAXIMUM GROUT LIFT WITHOUT CLEANOUTS: 60"
4. GROUT SHALL BE A WORKABLE MIXTURE SUITABLE FOR PUMPING WITHOUT SEGREGATION AND SHALL BE THOROUGHLY MIXED.
5. GROUT SHALL BE CONSOLIDATED BY PUDDLING OR MECHANICAL VIBRATION DURING PLACING AND SHALL BE RECONSOLIDATED AFTER EXCESS MOISTURE HAS BEEN ABSORBED, BUT BEFORE WORKABLE AFTER 1.5 HOURS.
6. GROUTING OF ANY WALL SHALL BE COMPLETED IN ONE DAY WITH NO INTERRUPTIONS OF MORE THAN ONE HOUR.

D. REINFORCEMENT AND ANCHORAGE:

- 1. WALL REINFORCEMENT:
a. ASTM A615, DEFORMED, GRADE 60.
b. Fts = 32,000 PSI
c. MINIMUM REINFORCEMENT LAP = 48 BAR DIAMETERS, U.N.O.
2. ALL REINFORCING SHALL BE PLACED PRIOR TO GROUTING.
3. VERTICAL BARS SHALL BE HELD IN POSITION AT THEIR TOP AND BOTTOM AND AT INTERVALS OF NOT MORE THAN 200 BAR DIAMETERS.
a. NO "STABBING - IN" OF REINFORCING IS PERMITTED AFTER GROUT HAS BEEN PLACED.
4. TYPICAL VERTICAL REINFORCEMENT, U.N.O
a. 8 INCH CMU WALLS:
- (1) #5 @ 32" - FULL HEIGHT AT ALL WALLS, UNO
- (2) #5 @ EACH END OF EACH WALL
- (2) #5 @ EACH SIDE OF EACH WALL OPENING JAM (CONT. FROM FOOTING TO TOP OF WALL, LAP WALL REINFORCING WITH FOOTING DOWEL AS REQUIRED) U.N.O.
5. TYPICAL HORIZONTAL REINFORCEMENT, U.N.O
a. 8 INCH CMU WALLS:
- (1) #5 @ 48" O.C. - MAXIMUM, UNO
- (2) #5 @ ROOF DIAPHRAGM LEVEL (OR TOP COURSE)
- (2) #5 @ FLOOR DIAPHRAGM LEVEL(S)
- (1) #5 TOP & BOTTOM @ EA WALL OPENING (EXTEND REINFORCING 24" BEYOND EACH SIDE OF OPENING, U.N.O.)
- PROVIDE (1) #5 HORIZONTAL CORNER BAR AT ALL WALL CORNERS AT ALL BOLD BEAM LEVELS. LAP CORNER BARS WITH TYPICAL HORIZONTAL REINFORCEMENT, AND DEVELOP 48 BAR DIAMETERS IN BOTH DIRECTIONS FROM CORNER.
E. CONCRETE MASONRY UNITS (CMU):
1. ASTM C90
2. WALL COMPRESSIVE STRENGTH: (fm)=1500 PSI
3. UNIT COMPRESSIVE STRENGTH = 1900 PSI
4. WEIGHT CLASSIFICATION: MEDIUM WEIGHT
5. PROVIDE GRADE N, TYPE 1, MOISTURE CONTROLLED UNITS
a. 8" NOMINAL (16"x8"x8")
b. 7 1/2" ACTUAL (15 7/8" x 7 7/8" x 7 7/8")
6. LAYING CMU WALLS:
a. BOND PATTERN: ONE-HALF RUNNING BOND
b. LAY WALLS WITH 3/8 INCH JOINTS
c. TOOL JOINTS SLIGHTLY CONCAVE
F. BRICK UNITS:
1. BRICK CLAY VENEER: ASTM C216 OR C652, GRADE SW, TYPE FBX.
2. MORTAR: ASTM C270, TYPE S, MINIMUM COMPRESSIVE STRENGTH OF 1800 PSI AT 28 DAYS.
3. BRICK VENEER TIES: USE "DUR-O-WAL-D/A123 HOT DIPPED GALVANIZED W/ 3/16" WIRE PINTLE. INSTALL @ 4" VENEERS SPACED @ 16" O.C. MAX VERTICAL AND 24" O.C. MAX HORIZONTAL. USE (2)-D/A807 CO-POLYMER COATED SCREWS OR (2) 10d COATED NAILS PER ANCHOR.
G. COORDINATION:
1. COORDINATE COURSING PATTERNS AND TOOLED JOINTS WITH ARCHITECTURAL.
2. COORDINATE LOCATIONS OF CONTROL JOINTS WITH OPENINGS, WALL CORNERS, AND ARCHITECTURAL.
3. COORDINATE MASONRY REINFORCEMENT LAPS WITH FOUNDATION REINFORCEMENT.
4. COORDINATE MASONRY REINFORCEMENT ANCHORAGE WITH FLOOR/ROOF ANCHORAGE.
5. COORDINATE ANY AND ALL MOCK-UP PANELS REQUIRED PER ARCHITECTURAL.
H. DEFINITIONS:
1. VENEER - RELATIVELY THIN MASONRY THAT IS EITHER ADHERED OR ANCHORED TO THE MAIN STRUCTURAL WALL SYSTEM. VENEER IS PART OF THE WALL FINISH SYSTEM BUT IS NOT CONSIDERED TO ADD LOAD RESISTING CAPACITY TO THE STRUCTURAL WALL.

SPECIAL INSPECTION STATEMENT:

- A. TO BE USED IN CONJUNCTION WITH CHAPTER 17 OF THE 2018 IBC

POST INSTALLED ANCHORS IN CONCRETE:

- A. POST INSTALLED EXPANSION OR EPOXY ANCHORS SHALL BE PREAPPROVED BY THE STRUCTURAL ENGINEER PRIOR TO CONSTRUCTION UNLESS SPECIFICALLY DETAILED ON THE DRAWINGS.
B. HOLES MUST BE DRILLED AND CLEANED PER MANUFACTURER'S INSTRUCTIONS. ANCHORS MUST BE INSTALLED AND SPECIAL INSPECTED PER MANUFACTURER'S INSTRUCTIONS.
C. ANCHORS SHALL NOT BE INSTALLED WITHIN 1 1/2" OF MASONRY HEAD JOINTS.
D. IF NO OTHER MORE STRICT SPECIFICATION IS DETAILED THEN THE EPOXY USED SHALL BE: SIMPSON 'SET-XP' AND INSTALLED PER MANUFACTURER'S INSTRUCTIONS. USE A SIMPSON 'IXP' ANCHOR, THREADED ROD, OR REBAR AS APPLICABLE.
E. UNDER NO CIRCUMSTANCES WILL AN EXPANSION BOLT AND/OR EPOXY SYSTEM BE APPROVED WITHOUT A CURRENT ICC ES REPORT THAT MEETS THE REQUIREMENTS OF THE GOVERNING JURISDICTION AND IS IN ACCORDANCE WITH ACI 318 AS ADOPTED BY THE IBC.

SPECIAL INSPECTION PROGRAM:

- A. THE OWNER SHALL EMPLOY AN APPROVED AGENCY FOR SPECIAL INSPECTION SERVICES TO PERFORM SPECIAL INSPECTIONS IN ACCORDANCE WITH CHAPTER 17 OF THE IBC.
B. AN APPROVED AGENCY SHALL BE AN ESTABLISHED AND RECOGNIZED AGENCY REGULARLY ENGAGED IN CONDUCTING TESTS OR FURNISHING INSPECTION SERVICES.
C. A SPECIAL INSPECTOR SHALL BE A QUALIFIED PERSON WHO SHALL SHOW COMPETENCE TO THE SATISFACTION OF THE BUILDING OFFICIAL FOR THE INSPECTION OF THE PARTICULAR TYPE OF CONSTRUCTION OR OPERATION REQUIRING SPECIAL INSPECTION. A SPECIAL INSPECTOR SHALL ALSO DEMONSTRATE A THOROUGH WORKING KNOWLEDGE OF CHAPTER 17 OF THE IBC AS SUMMARIZED BELOW. IF THERE IS ANY OMISSION ON THE SUMMARIZED LIST BELOW, SUCH OMISSION SHALL NOT BE CONSTRUED TO MEAN THAT THE SPECIAL INSPECTOR IS NOT REQUIRED TO INSPECT EVERYTHING THAT IS NECESSARY TO MEET THE MINIMUM REQUIREMENTS OF THE IBC.
D. SPECIAL INSPECTORS SHALL KEEP RECORDS OF INSPECTIONS. THE SPECIAL INSPECTOR SHALL SUBMIT INSPECTION REPORTS TO THE BUILDING OFFICIAL AND THE ENGINEER FOR REVIEW IN A TIMELY FASHION.
E. SPECIAL INSPECTION REPORTS SHALL INDICATE THAT WORK INSPECTED WAS DONE IN CONFORMANCE TO APPROVED CONSTRUCTION DOCUMENTS. DISCREPANCIES SHALL BE BROUGHT TO THE IMMEDIATE ATTENTION OF THE CONTRACTOR FOR CORRECTION. IF THE DISCREPANCIES ARE NOT CORRECTED, THE DISCREPANCIES SHALL BE BROUGHT TO THE IMMEDIATE ATTENTION OF THE BUILDING OFFICIAL AND THE ENGINEER.

SPECIAL INSPECTION:

- A. SPECIAL INSPECTION AS HEREIN REQUIRED OF THE FOLLOWING MATERIALS, INSTALLATION, FABRICATION, ERECTION OR PLACEMENT OF COMPONENTS AND CONNECTIONS REQUIRING SPECIAL EXPERTISE TO ENSURE COMPLIANCE WITH APPROVED CONSTRUCTION DOCUMENTS AND REFERENCED STANDARDS.
B. STRUCTURAL OBSERVATION OF THE STRUCTURAL SYSTEM BY THE ENGINEER OF RECORD DOES NOT INCLUDE OR WAIVE THE RESPONSIBILITY FOR THE SPECIAL INSPECTION REQUIRED BY SECTION 110, 1704, 1705, OR OTHER SECTIONS OF THE INTERNATIONAL BUILDING CODE.
C. THE SPECIAL INSPECTION STATEMENT ON THIS SHEET LISTS THE ITEMS THAT REQUIRE SPECIAL INSPECTION AND VERIFICATION, THE CODE SECTION, REFERENCE FOR ADDITIONAL INFORMATION, AND THE REQUIRED FREQUENCY OF INSPECTION.

STRUCTURAL OBSERVATIONS:

- A. STRUCTURAL OBSERVATION IS THE VISUAL OBSERVATION OF THE STRUCTURAL SYSTEMS BY A REGISTERED DESIGN PROFESSIONAL FOR GENERAL CONFORMANCE TO THE APPROVED CONSTRUCTION DOCUMENTS.
B. THE STRUCTURAL OBSERVER SHALL BE EITHER THE ENGINEER OF RECORD OR A REGISTERED DESIGN PROFESSIONAL APPROVED BY THE ENGINEER OF RECORD.
C. THE REGISTERED DESIGN PROFESSIONAL, RESPONSIBLE FOR STRUCTURAL OBSERVATION, THE CONTRACTOR, AND APPROPRIATE SUBCONTRACTORS SHALL HOLD A PRE-CONSTRUCTION MEETING TO REVIEW THE DETAILS OF THE STRUCTURAL SYSTEMS TO BE STRUCTURALLY OBSERVED.
D. THE REGISTERED DESIGN PROFESSIONAL, RESPONSIBLE FOR STRUCTURAL OBSERVATION SHALL SUBMIT SEPARATE WRITTEN OBSERVATION REPORTS FOR EACH REQUIRED SIGNIFICANT CONSTRUCTION STAGE TO BE OBSERVED. THIS WRITTEN REPORT, INCLUDING ANY OBSERVED DEFICIENCIES, SHALL BE SUBMITTED TO THE ENGINEER OF RECORD, THE OWNER'S REPRESENTATIVE, THE CONTRACTOR, AND THE BUILDING OFFICIAL.

S.I. TABLE 6

Table with 3 columns: REQUIRED VERIFICATION & INSPECTION, FREQUENCY, and description of inspection items. Includes items like compliance with required inspection provisions, verification of fm and FAAC prior to construction, and verification of proportions of materials.

S.I. TABLE 2

Table with 3 columns: REQUIRED VERIFICATION & INSPECTION, FREQUENCY, and description of inspection items. Includes items like inspection of mechanical anchors and inspection of adhesive anchors.

SHEET INDEX

Table with 2 columns: SHEET NUMBER and SHEET DESCRIPTION. Includes S1.0 GENERAL STRUCTURAL NOTES, A1.0 EXISTING & PROPOSED FLOOR PLANS, A2.0 EXISTING & PROPOSED ELEVATIONS, A2.1 BUILDING & WALL SECTIONS, S2.0 FOUNDATION & ROOF FRAMING PLANS, S3.0 TYPICAL DETAILS.

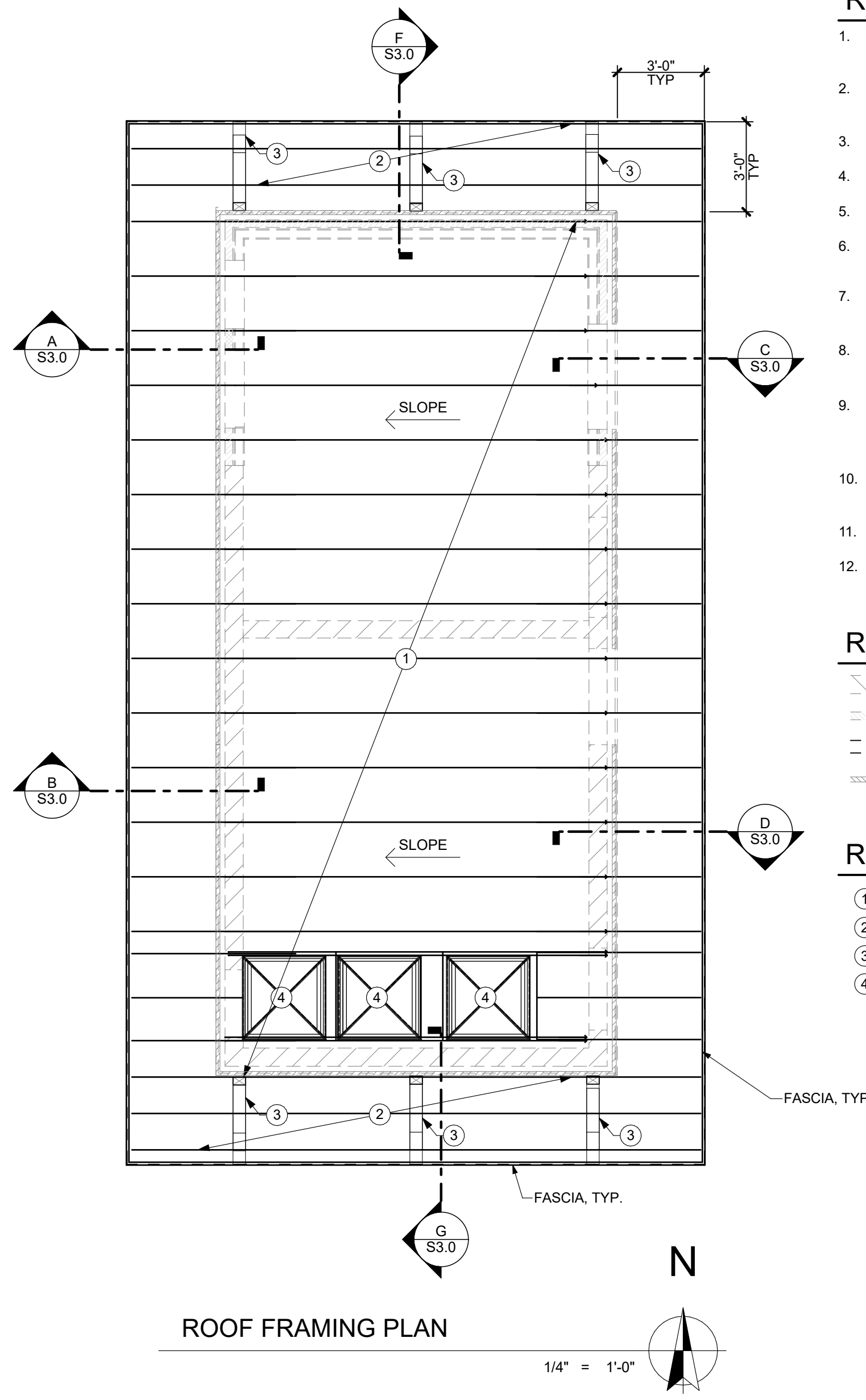
Issue for Permit and Issue for Bid information. Includes McE logo and contact details for McClelland Engineering Inc.

McE logo and contact information for McClelland Engineering Inc. Address: 1412 W. Idaho Street, Suite 240, Boise, Idaho 83702.



DAVIS BEACH INTAKE STATION
PROJECT
MCCALL, IDAHO 83638

SHEET # S1.0 GENERAL STRUCTURAL NOTES



ROOF FRAMING PLAN NOTES:

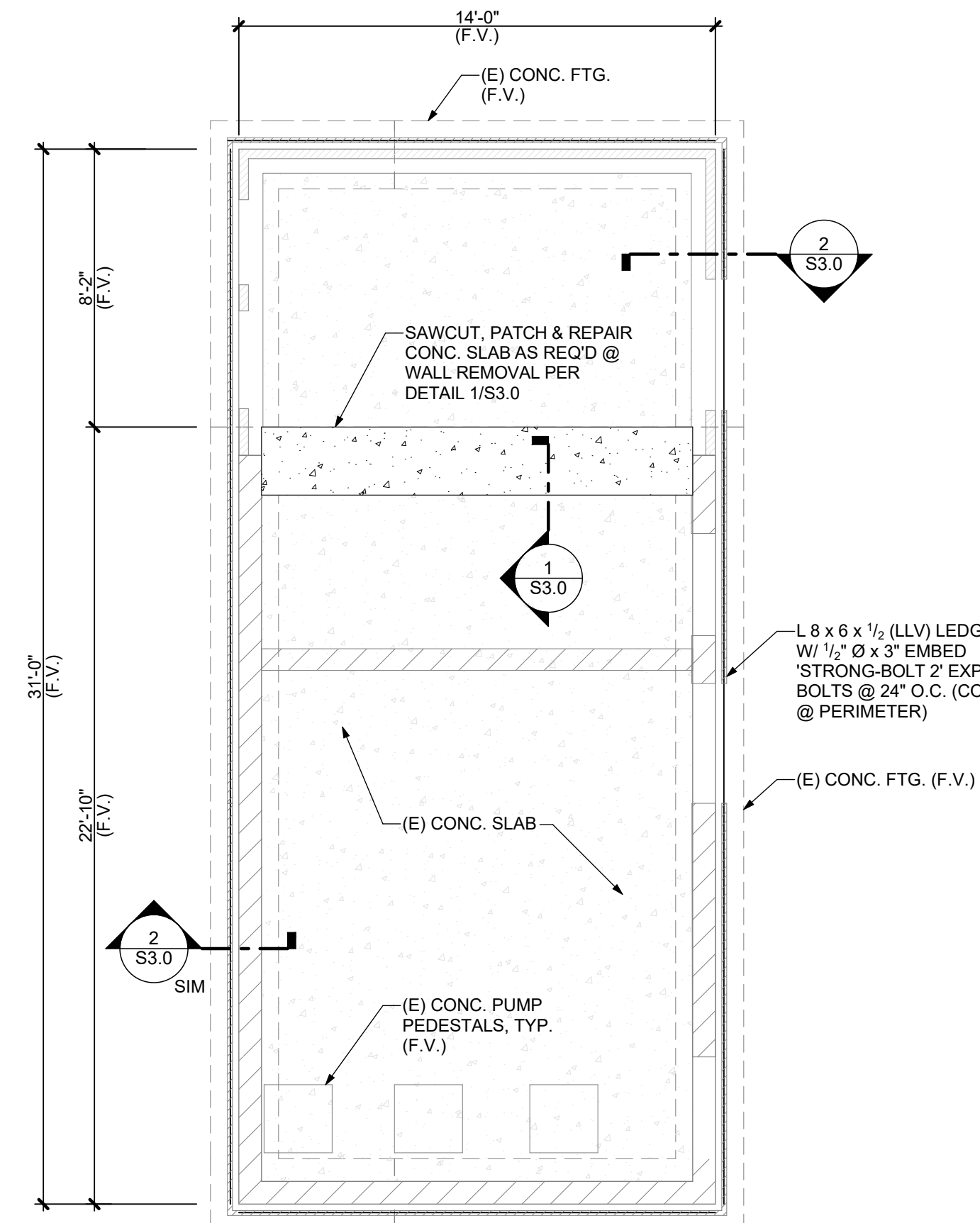
1. FOR ANY ADDITIONAL DIMENSIONS NOT SHOWN, SEE ARCH PLANS. NOTIFY THE ARCHITECT OR ENGINEER IMMEDIATELY IF ANY DISCREPANCIES ARE FOUND.
2. STRUCTURAL WALLS ARE CONSIDERED TO BE ALL LOAD BEARING WALLS, SHEAR WALLS AND ANY WALL THAT REQUIRES A FOOTING.
3. FOR GENERAL STRUCTURAL NOTES SEE SHEET S1.0.
4. FOR TYPICAL FRAMING DETAILS SEE SHEET S3.0.
5. T.O.W. = TOP OF WALL ELEVATION
6. EXTERIOR WALL SHEATHING: 3/8" APA RATED SHTG W/ 8d @ 6" O.C. EDGE NAIL (EN) & 8d @ 12" O.C. FIELD NAIL (FN).
7. 2x FASCIA BOARD SHALL BE PROVIDED @ ALL ROOF EDGE CORNERS FOR A CONT. SPAN OF 8'-0" (MIN.) W/ (2) 1/2" LAG SCREWS INTO EA. RAFTER END.
8. ROOF SHEATHING: 1 1/2" APA RATED SHTG W/ 10d @ 6" O.C. EDGE NAIL (EN) & 10d @ 12" O.C. FIELD NAIL (FN).
9. METAL ROOF DECK: 1 1/2" DEEP x 18 GA TYPE "HSB-36" METAL DECK @ 3-SPAN CONDITION. PROVIDE (7) 1/2" PUDDLE WELDS PER PANEL @ EA SUPPORT & BUTTON PUNCH @ 24" O.C. @ SEAMS.
10. DIMENSIONS ON EXISTING MEMBERS SHALL BE FIELD VERIFIED PRIOR TO CONSTRUCTION.
11. (E) = EXISTING FRAMING MEMBER
12. (F.V.) = FIELD VERIFY DIMENSION OR EXISTING FRAMING CONDITION

ROOF FRAMING PLAN LEGEND:

- INDICATES EXISTING MASONRY WALL BELOW.
- INDICATES EXISTING BRICK VENEER BELOW.
- INDICATES EXISTING WOOD STUD WALL BELOW.
- INDICATES STONE VENEER BELOW.

ROOF FRAMING PLAN KEYNOTES:

- ① INDICATES SINGLE PITCH WOOD ROOF TRUSSES @ 24" O.C.
- ② INDICATES 2x10 DF-L#2 ROOF JOISTS @ 16" O.C.
- ③ INDICATES ROOF KNEE BRACE, SEE DETAILS D&E/S3.0.
- ④ INDICATES 3'-0" x 3'-0" ROOF HATCH, CENTERED OVER PUMPS. SEE DETAIL C/S3.0.



FOUNDATION PLAN NOTES:

1. FOR ANY ADDITIONAL DIMENSIONS NOT SHOWN, SEE ARCH PLANS. NOTIFY THE ARCHITECT OR ENGINEER IMMEDIATELY IF ANY DISCREPANCIES ARE FOUND.
2. FOR ANY DIMENSION DISCREPANCIES FOUND BETWEEN THE ARCH. PLANS AND THESE PLANS USE THE DIMENSIONS FROM THE ARCH. PLANS. NOTIFY THE ARCHITECT OR ENGINEER IMMEDIATELY.
3. STRUCTURAL WALLS ARE CONSIDERED TO BE ALL LOAD BEARING WALLS, SHEAR WALLS AND ANY WALL THAT REQUIRES A FOOTING.
4. CONTRACTOR TO REVIEW GEOTECH REPORT FOR SPECIAL REQUIREMENTS PRIOR TO POURING CONCRETE.
5. FOR GENERAL STRUCTURAL NOTES SEE SHEET S1.0.
6. FOR TYPICAL FOUNDATION DETAILS SEE SHEET S3.0.
7. T.O.SLAB = TOP OF CONCRETE SLAB ELEVATION (F.V.)
8. B.O. FTG. = BOTTOM OF FOOTING ELEVATION (F.V.)
9. EXTERIOR WALL SHEATHING: 3/8" APA RATED SHTG W/ 8d @ 6" O.C. EDGE NAIL (EN) & 8d @ 12" O.C. FIELD NAIL (FN).
10. DIMENSIONS ON EXISTING MEMBERS SHALL BE FIELD VERIFIED PRIOR TO CONSTRUCTION.
11. (E) = EXISTING FRAMING MEMBER
12. (F.V.) = FIELD VERIFY DIMENSION OR EXISTING FRAMING CONDITION

FOUNDATION PLAN LEGEND:

- INDICATES EXISTING MASONRY WALL BELOW.
- INDICATES EXISTING BRICK VENEER BELOW.
- INDICATES EXISTING WOOD STUD WALL BELOW.
- INDICATES STONE VENEER BELOW.


FOUNDATION PLAN KEYNOTES:

- ① SLOPED SLAB: SLAB SLOPES TO FLOOR DRAIN COORD. W/ CIVIL.

ISSUE	
②	ISSUE FOR PERMIT
③	ISSUE FOR BID
PRINT DATE	03/14/2023
DRAWN BY	McE
CHECKED BY	SM
PROJECT #	1016.22

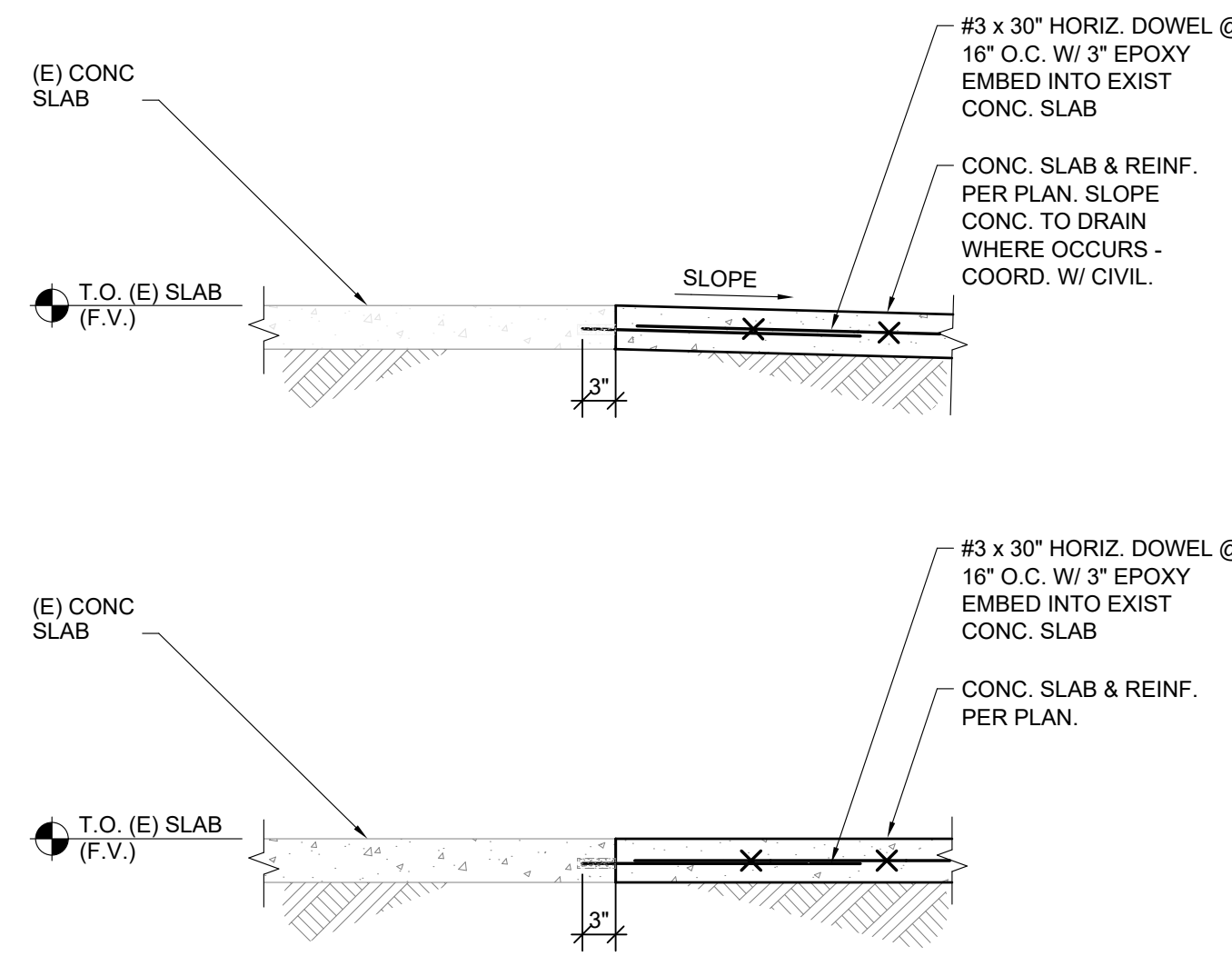
McE
McClendon Engineering Inc

1412 W. Idaho Street
Suite 240
Boise, Idaho 83702
Tel: 208.342.2919
Fax: 208.331.4568

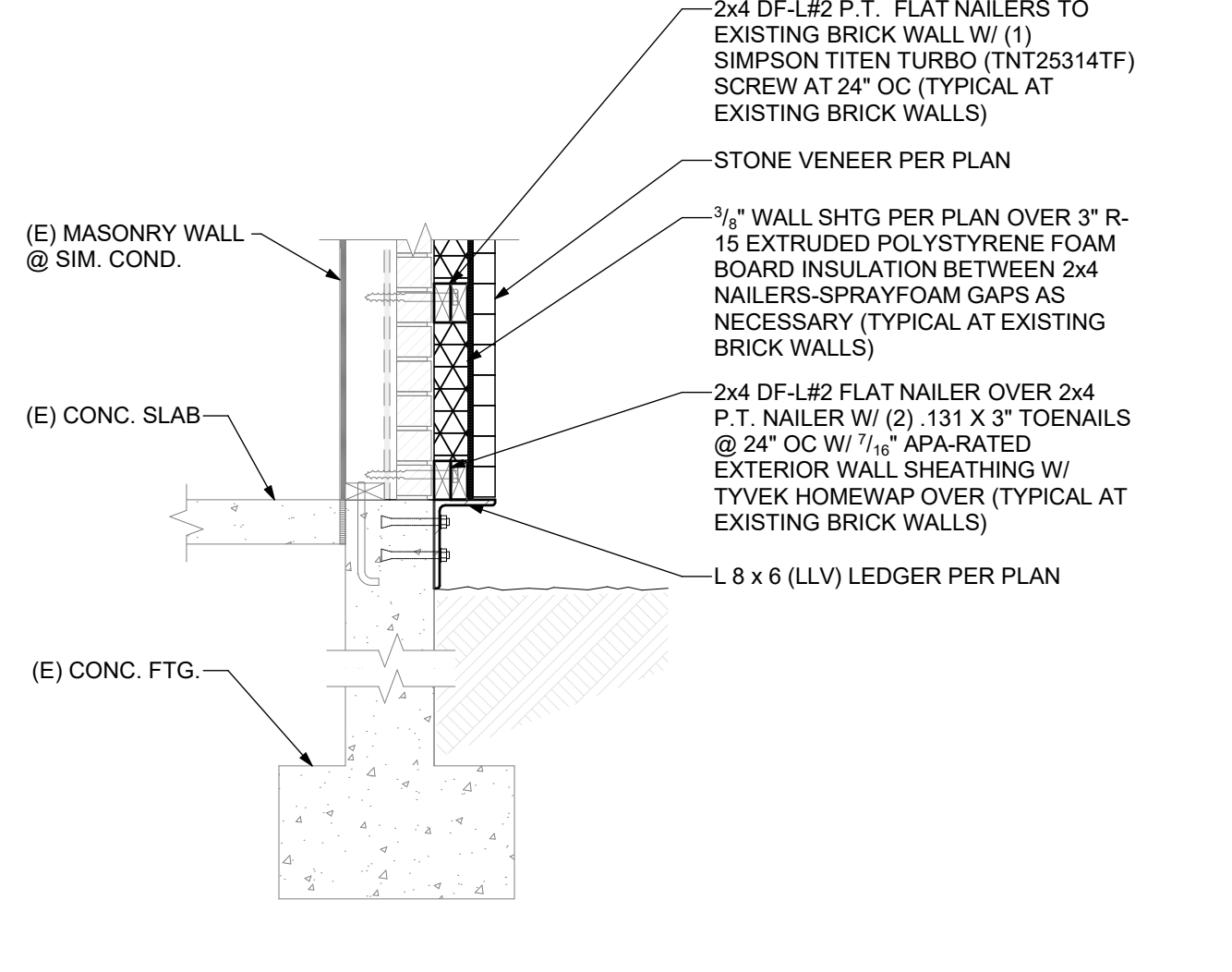


DAVIS BEACH INTAKE STATION
MCCALL, IDAHO 83638

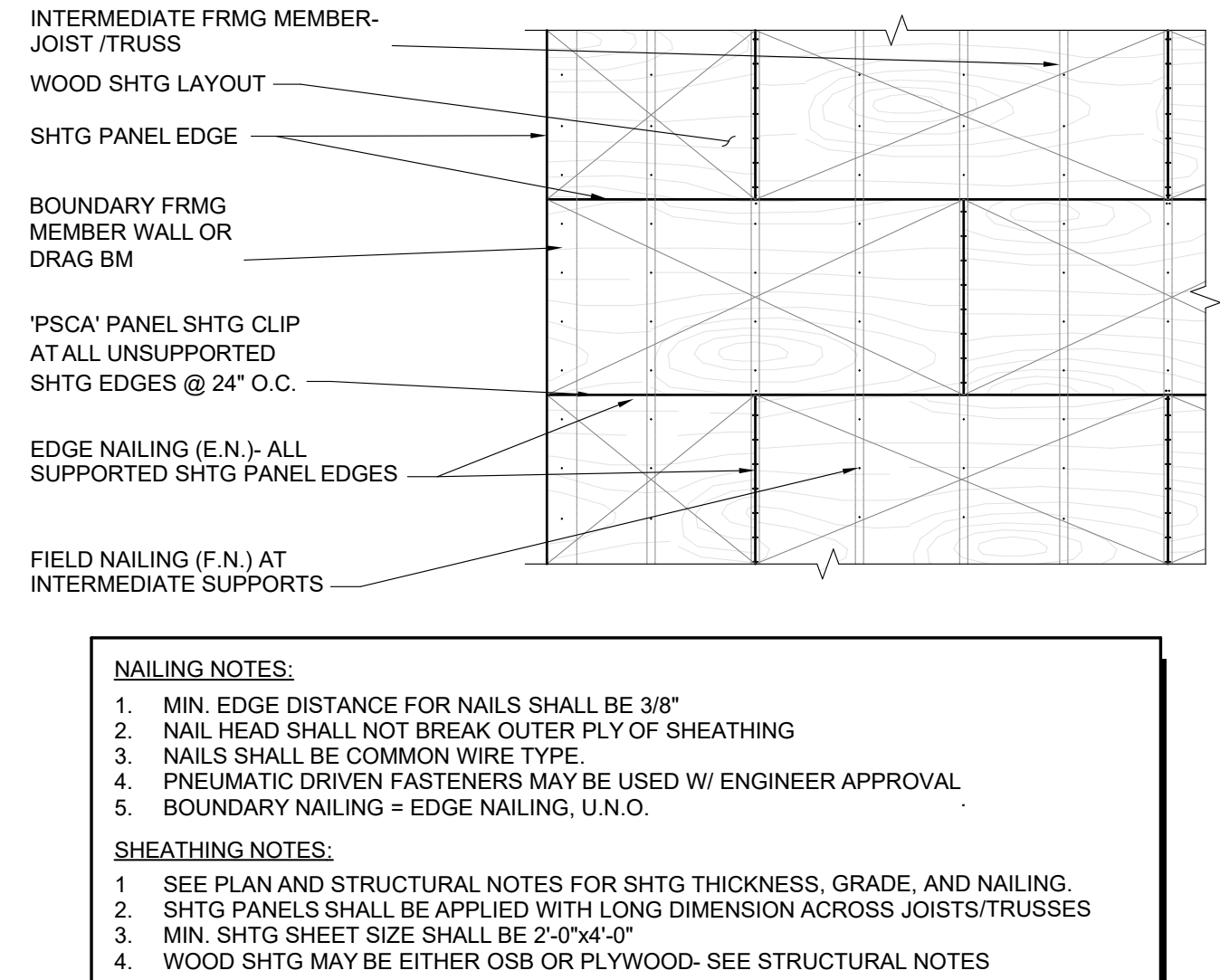
PROJECT	
SHEET #	S2.0
	FOUNDATION & ROOF FRAMING PLANS



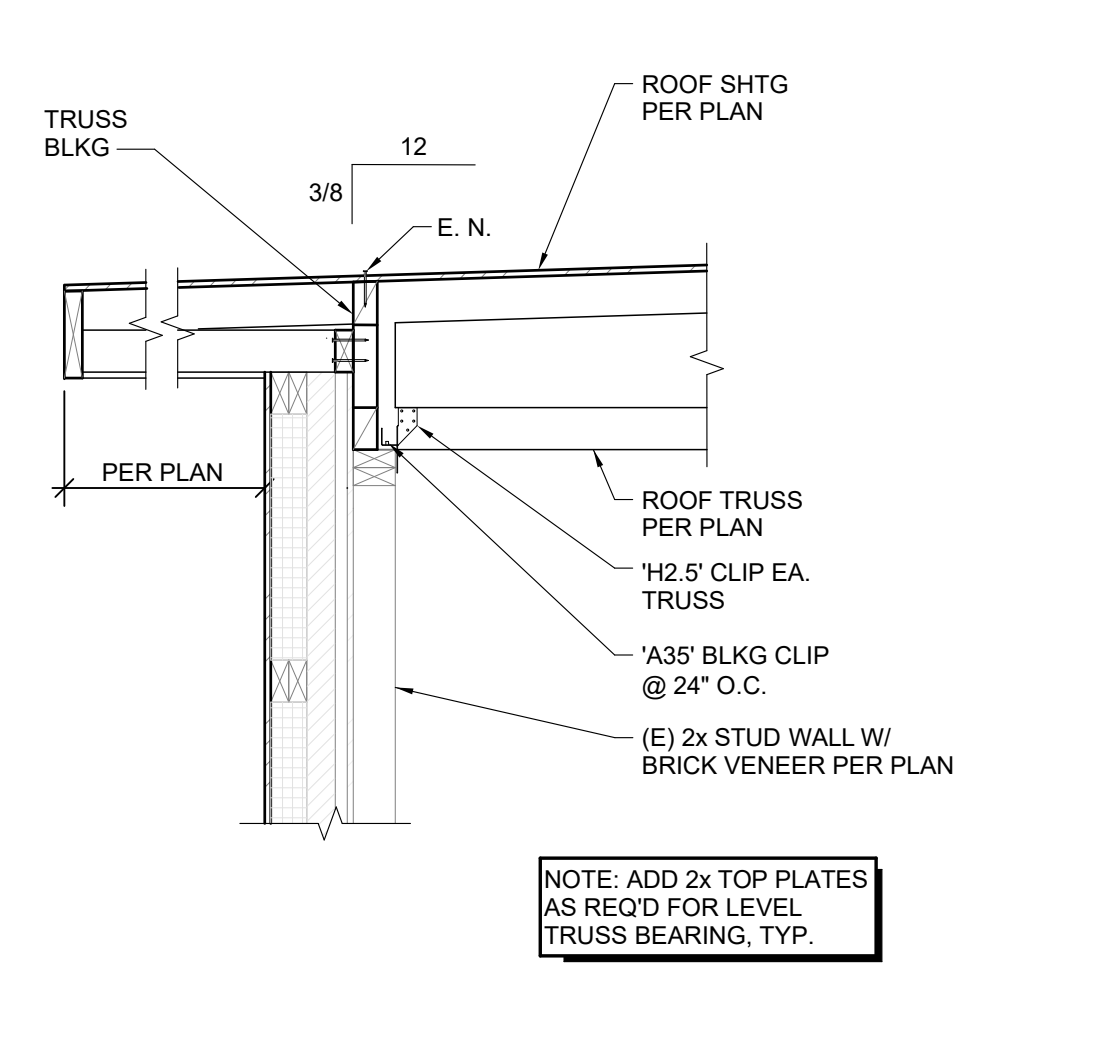
1 SECTION @ CONC. SLAB JOINT
S3.0 SCALE: N.T.S.



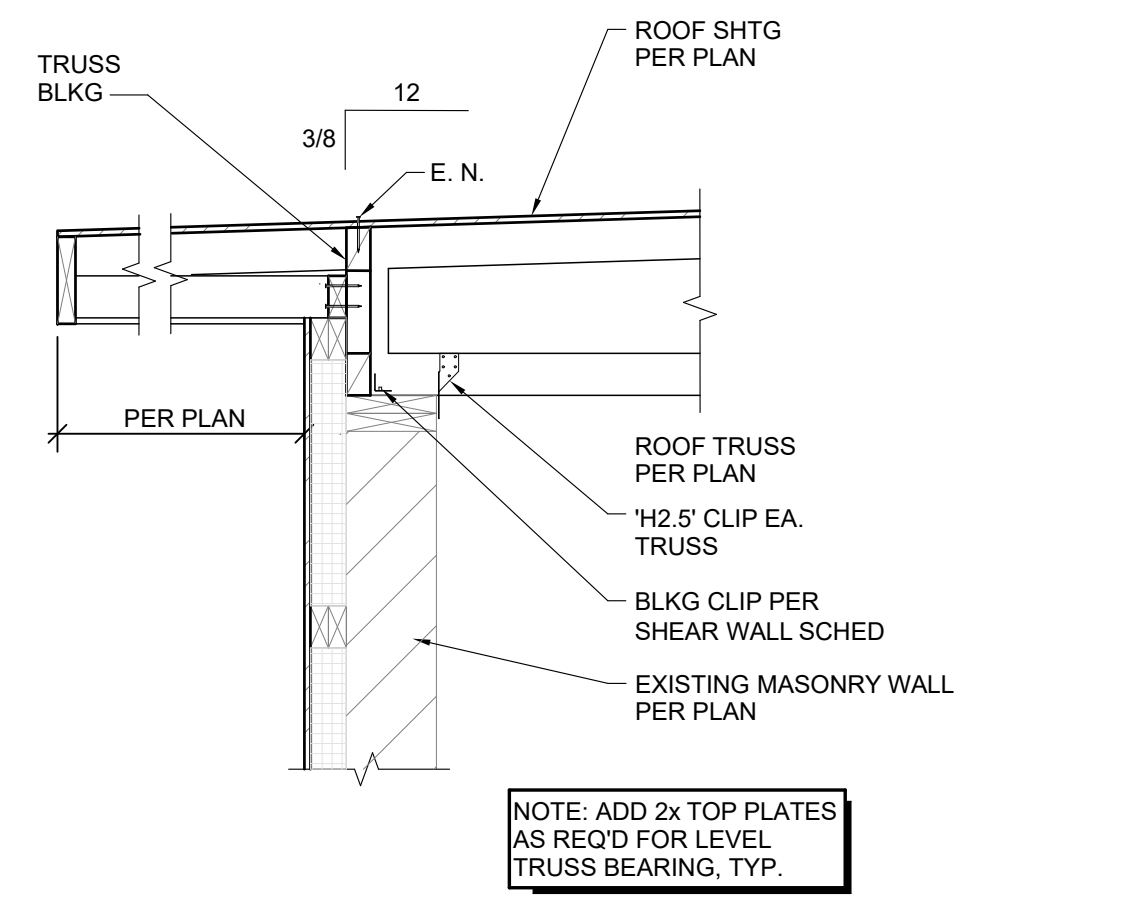
2 SECTION @ EXISTING FOUNDATION
S3.0 SCALE: N.T.S.



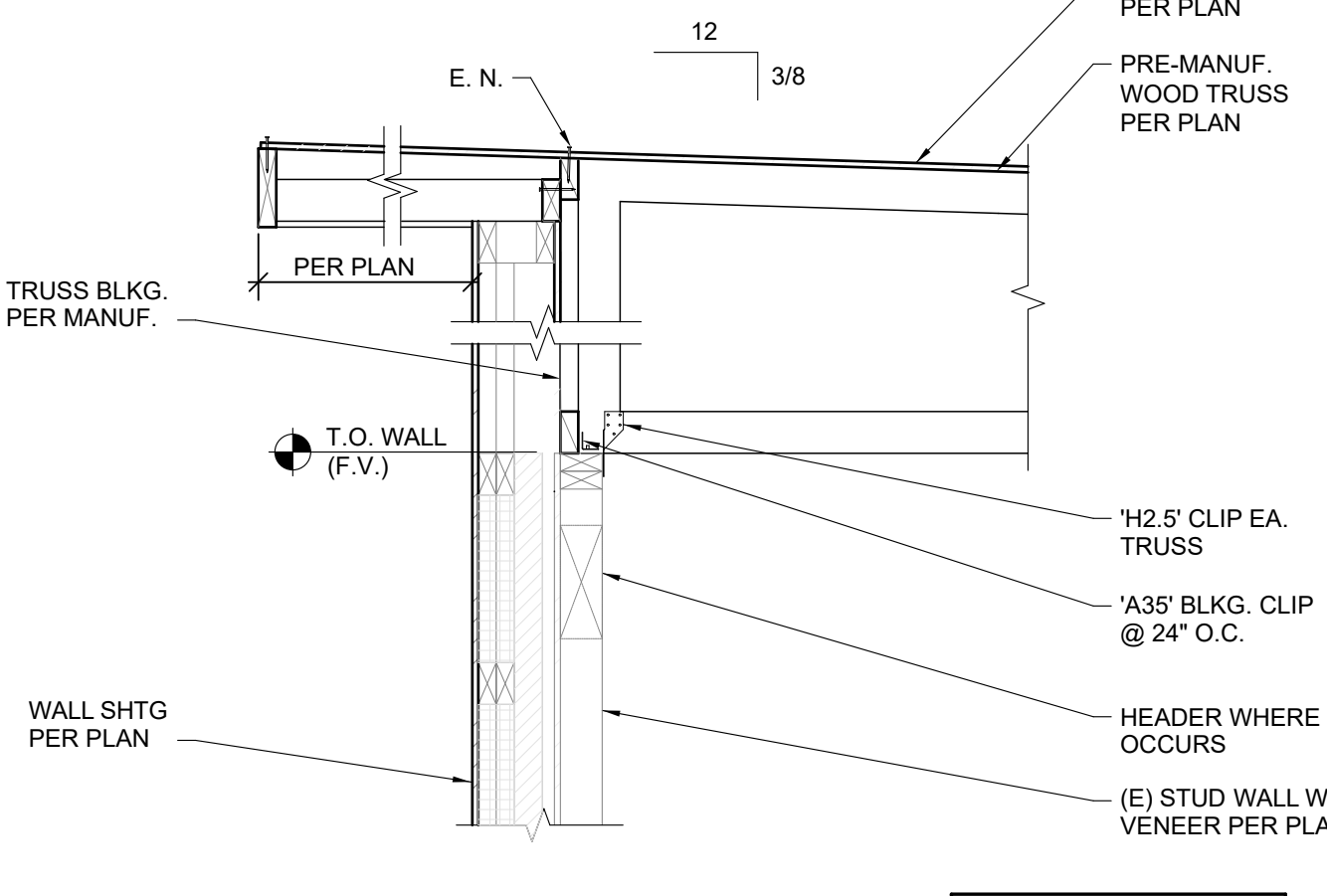
3 UNBLOCKED DIAPHRAGM - ROOF FRMG
S3.0 SCALE: N.T.S.



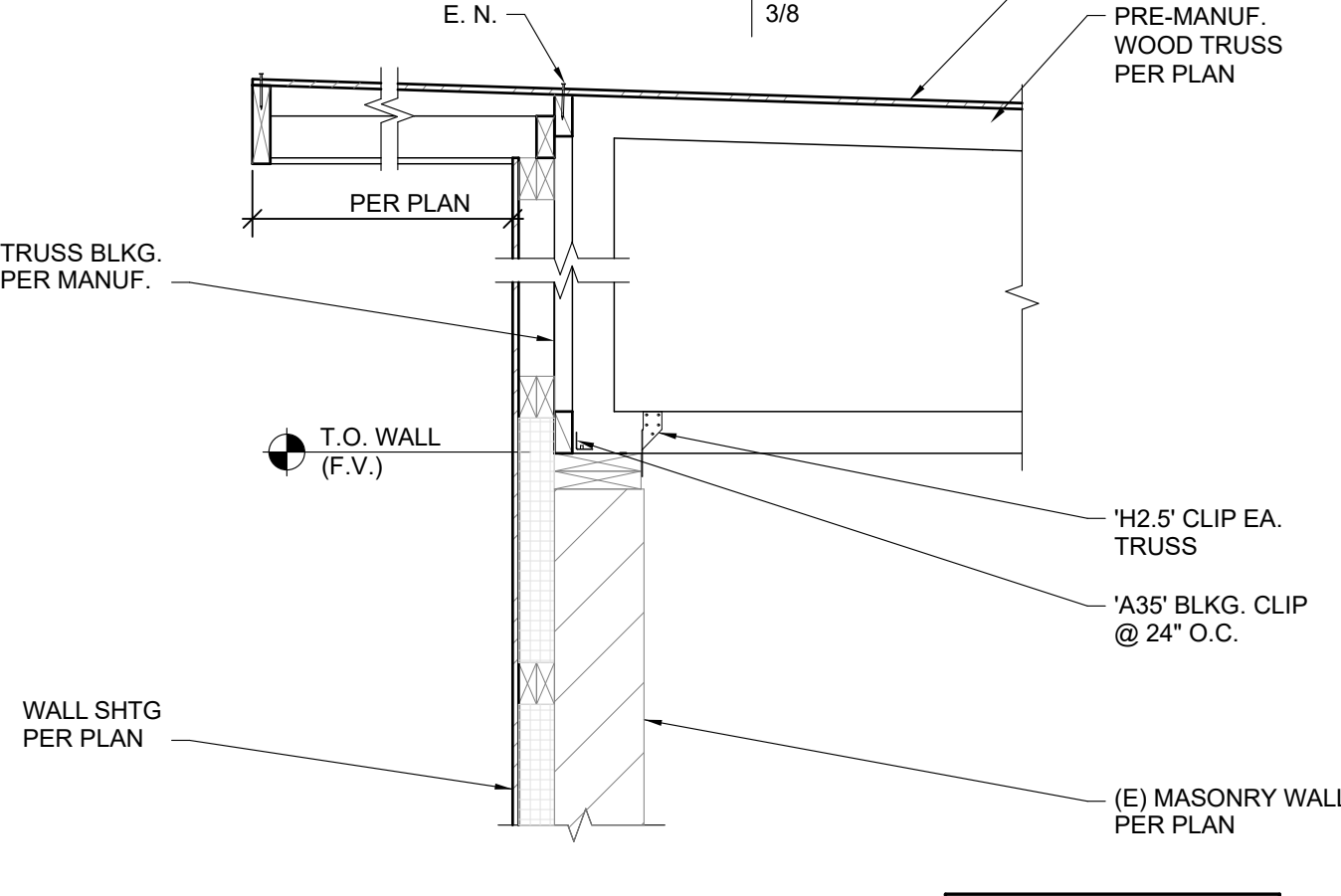
A ROOF JOIST @ EXISTING WOOD WALL
S3.0 SCALE: 3/4"=1'-0"



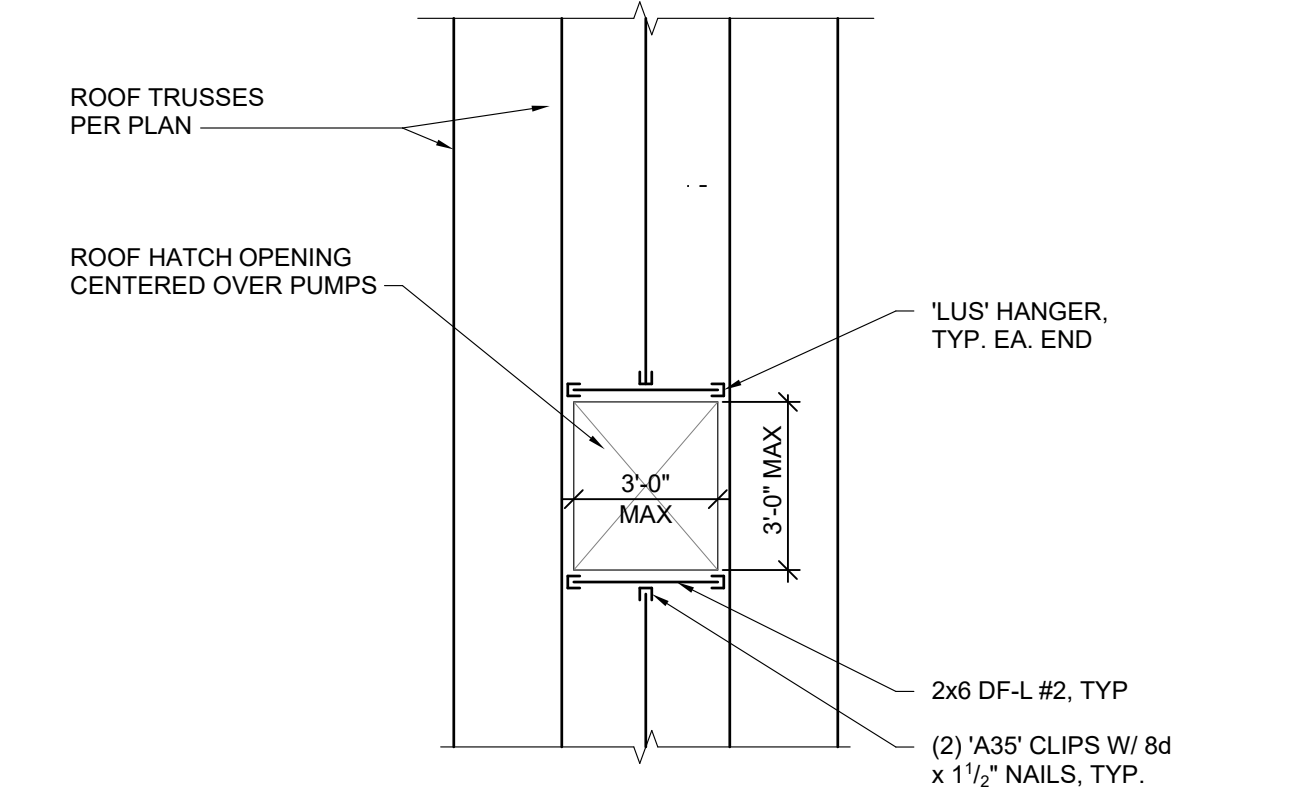
B ROOF JOIST @ EXISTING MASONRY WALL
S3.0 SCALE: 3/4"=1'-0"



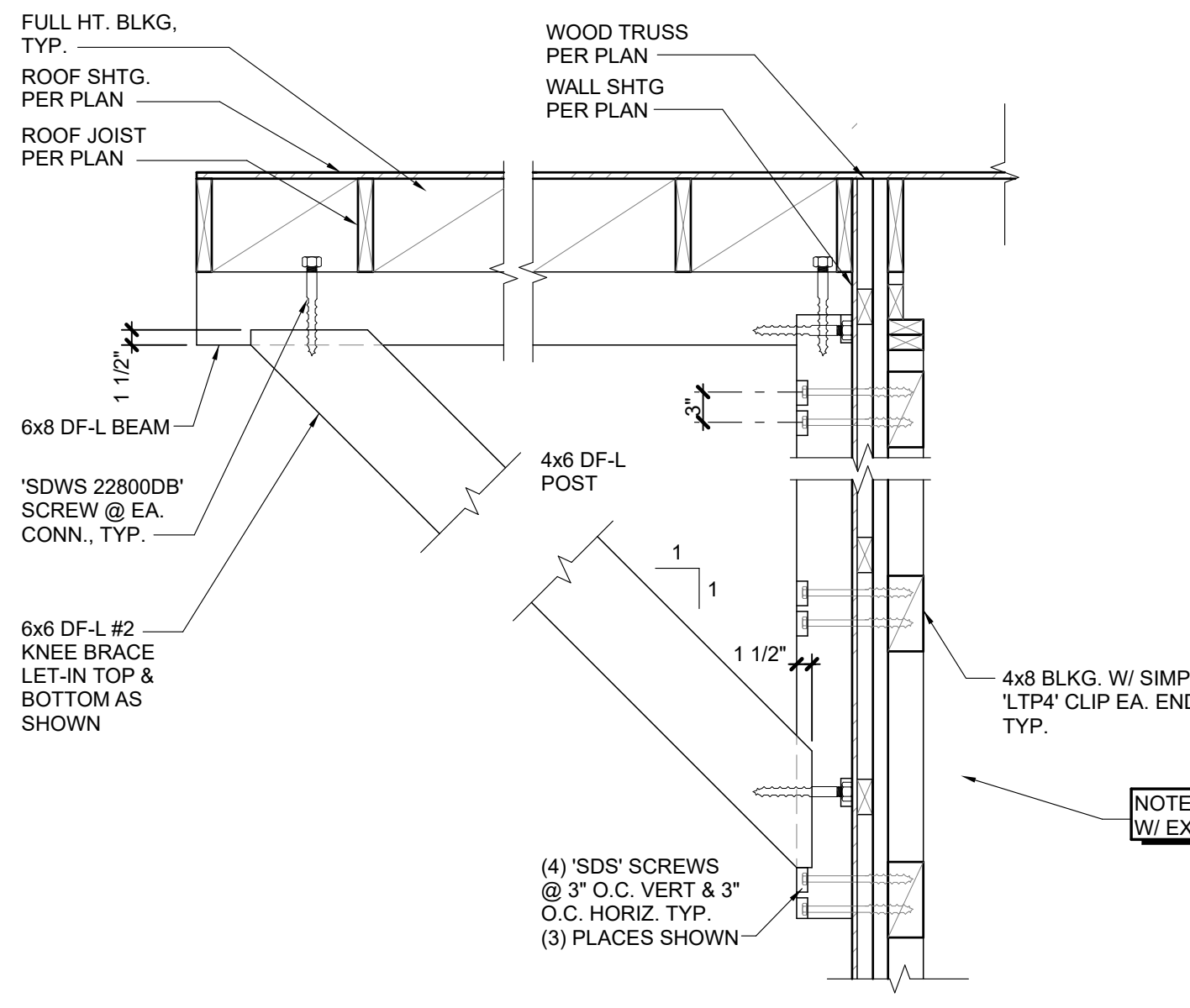
C ROOF TRUSS @ EXISTING WOOD WALL
S3.0 SCALE: 3/4"=1'-0"



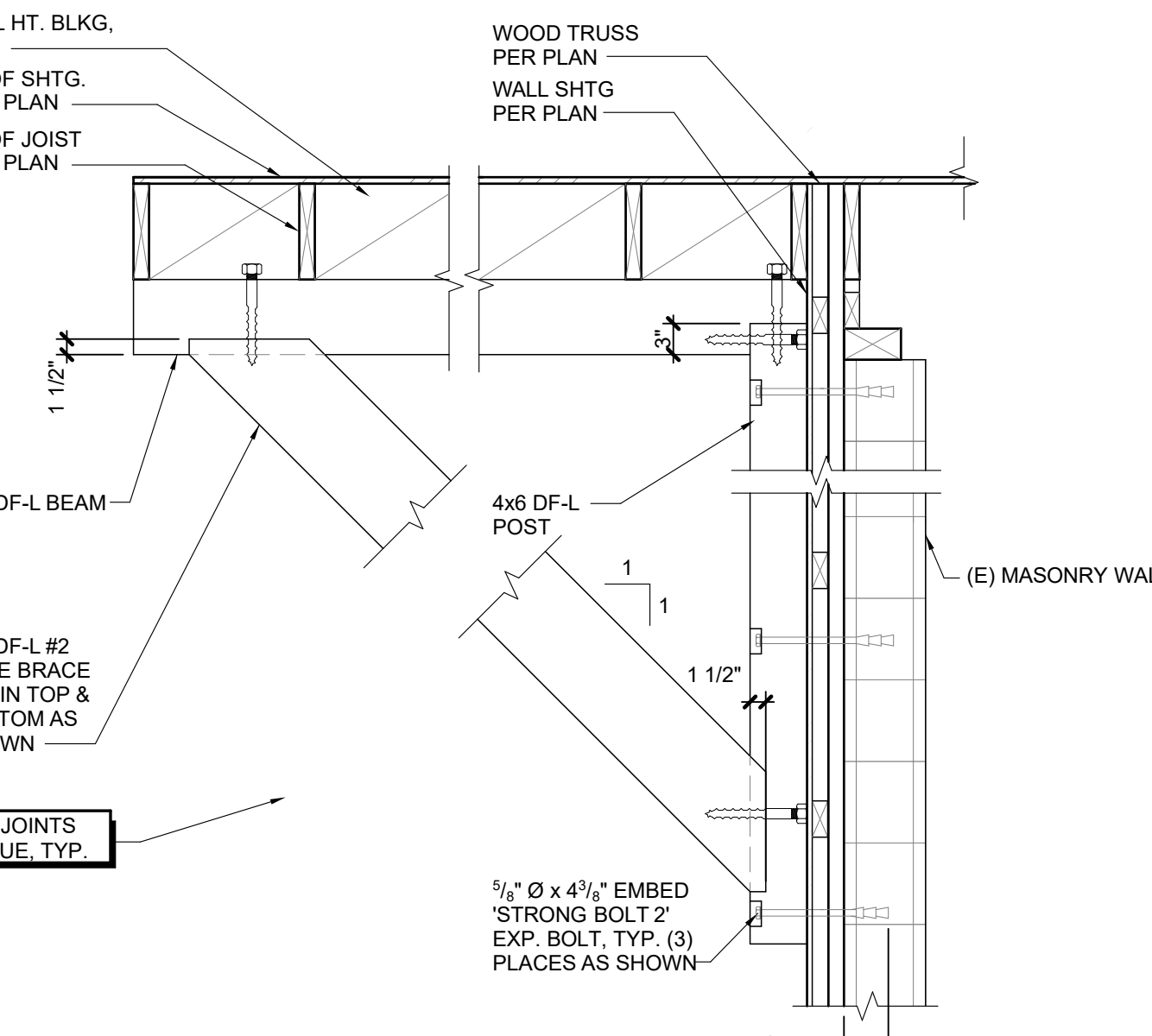
D ROOF TRUSS @ EXISTING MASONRY WALL
S3.0 SCALE: 3/4"=1'-0"



E ROOF OPENING FRAMING (PLAN VIEW)
S3.0 SCALE: N.T.S.



F LOW ROOF OUTRIGGER @ (E) WOOD WALL
S3.0 SCALE: 3/4"=1'-0"



G LOW ROOF OUTRIGGER @ (E) MASONRY WALL
S3.0 SCALE: 3/4"=1'-0"

ISSUE	
2	ISSUE FOR PERMIT
3	ISSUE FOR BID
PRINT DATE: 03/14/2023	
DRAWN BY: McE	CHECKED BY: SM
PROJECT #: 1016.22	

McE
McClendon Engineering Inc
 1412 W. Idaho Street
 Suite 240
 Boise, Idaho 83702
 Tel: 208.342.2919
 Fax: 208.331.4568



DAVIS BEACH INTAKE STATION
 MCCALL, IDAHO 83638
 PROJECT

SHEET #
S3.0
 TYPICAL DETAILS

PRINT DATE: Wednesday, March 15, 2023 5:34 PM

ELECTRICAL LEGEND

POWER

- DIPLX AFCI OUTLET, +18" AFF UNO.
DIPLX AFCI OUTLET, ABOVE COUNTER.
SIMPLEX OUTLET, +18" AFF UNO.
DIPLX OUTLET, +18" AFF UNO.
DIPLX OUTLET, MOUNTED ABOVE COUNTER UNO.
DIPLX OUTLET, +18" AFF UNO WITH GROUND FAULT INTERRUPTION PROTECTION.
DIPLX OUTLET, MOUNTED ABOVE COUNTER UNO WITH GROUND FAULT INTERRUPTION PROTECTION.
SWITCHED DIPLX OUTLET, +18" AFF UNO.
FOURPLEX OUTLET, +18" AFF UNO.
SPECIAL PURPOSE OUTLET, VERIFY SIZE AND TYPE WITH EQUIPMENT SUPPLIER.
CONNECTION POINT TO EQUIPMENT SPECIFIED, FURNISHED AND INSTALLED UNDER OTHER SECTIONS. ELECTRICAL CONTRACTOR TO SUPPLY RACEWAY, CONDUCTORS AND MAKE FINAL CONNECTION TO EQUIPMENT UNDER THIS SECTION. UNO.
MOTOR CONNECTION, RE: MECHANICAL EQUIPMENT SCHEDULE

CIRCUITING SYMBOLS

- CONDUIT STUBBED, CAPPED, AND MARKED WITH PULL CORD.
CONDUIT UP.
CONDUIT DOWN.
HOMERUN, PANEL AND CIRCUIT AS INDICATED.
CIRCUIT CONCEALED IN CEILING OR WALL.
CIRCUIT CONCEALED IN FLOOR OR UNDERGROUND.
GROUNDING CONDUCTOR SIZE.
CONDUCTOR SIZE.
CONDUCTOR QUANTITY.
RACEWAY SIZE.

MISCELLANEOUS

- JUNCTION BOX.
JUNCTION BOX, WALL MOUNTED.
SURFACE MOUNTED PANELBOARD/ENCLOSURE. SEE SCHEDULE FOR TYPE.
FLUSH MOUNTED PANELBOARD/ENCLOSURE. SEE SCHEDULE FOR TYPE.
MECHANICAL EQUIPMENT SYMBOL (RE: MECHANICAL DRAWINGS FOR EXACT LOCATION OF UNITS).
INDICATES FIXTURE TYPE. REFER TO LUMINAIRE SCHEDULE.

SWITCHES

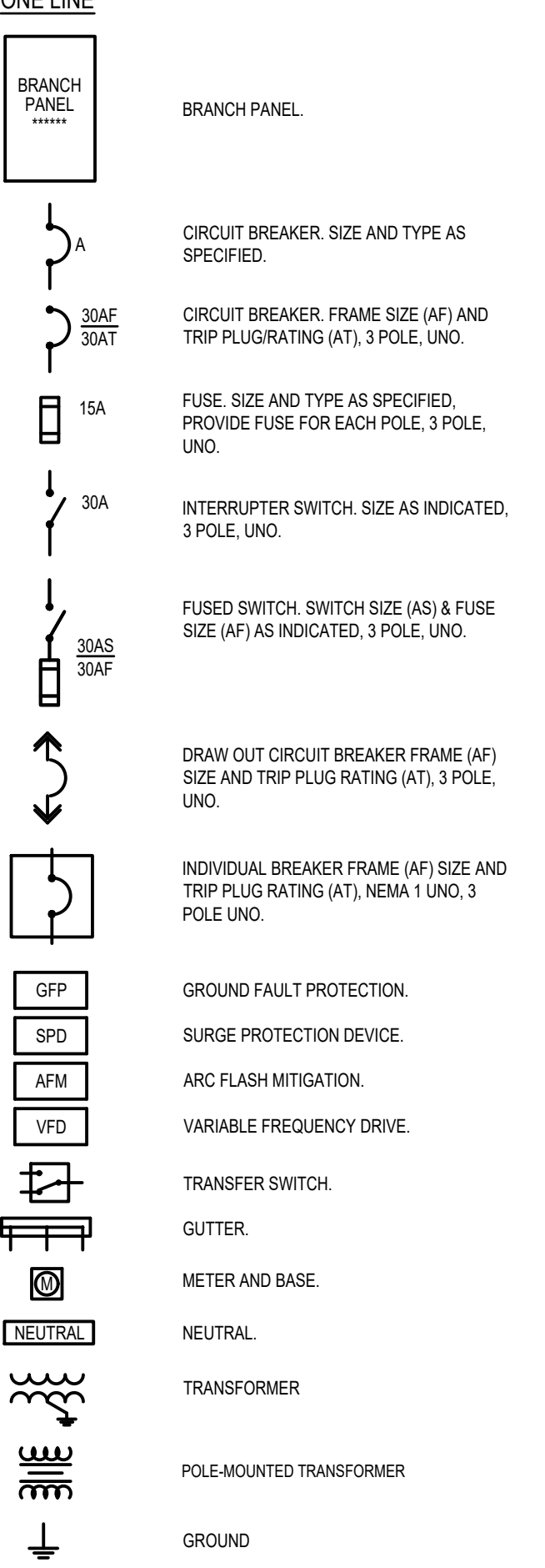
- SWITCH, TYPE AS INDICATED, +48" AFF, UNO.
DOUBLE POLE.
3-WAY.
4-WAY.
DIMMER.
HORSEPOWER RATED.
KEYED.
LOW VOLTAGE.
MOMENTARY CONTACT.
MANUAL MOTOR STARTER.
OCCUPANCY SENSOR.
PILOT LIGHT.
TIMER.
THERMAL OVERLOAD.
VOLUME CONTROL.
VACANCY SENSOR.
SUPERSCRIPIT INDICATES LIGHTS TO BE SWITCHED TOGETHER.

LIGHTING

- 4' STRIP LIGHT.
4' STRIP LIGHT W/ EMERGENCY BATTERY PACK.
WALLPACK.
WALLPACK W/ EMERGENCY BATTERY PACK.

(LEGEND IS GENERAL IN NATURE. NOT ALL OF THE SYMBOLS SHOWN ARE USED IN THIS PROJECT.)

ONE LINE



GENERAL DEMOLITION NOTES:

- COORDINATE DEMOLITION REQUIREMENTS WITH GENERAL CONTRACTOR.
ELECTRICAL CONTRACTOR IS RESPONSIBLE FOR DISPOSAL OF ALL ELECTRICAL EQUIPMENT DEMOLISHED WITH THIS PROJECT UNLESS OTHERWISE NOTED TO BE RETURNED TO OWNER.
CONCEALED CONDUIT MAY BE ABANDONED IN PLACE. SURFACE CONDUIT NO LONGER USED SHALL BE REMOVED.
ARCHITECTURAL PLANS FOR AREAS OF GENERAL DEMOLITION REMOVE ELECTRICAL EQUIPMENT, OUTLETS, LIGHTING FIXTURES, ETC. IN AREAS OF GENERAL DEMOLITION.
SEE MECHANICAL PLANS FOR MECHANICAL EQUIPMENT DEMOLITION. REMOVE CONDUIT, WIRING, CONTROLS, ETC. ASSOCIATED WITH MECHANICAL EQUIPMENT BEING DEMOLISHED. REMOVE EXPOSED CONDUIT. REMOVE WIRING BACK TO PANELBOARD(S). CAP UNUSED CONCEALED CONDUIT.
PROVIDE EXTENSION RINGS, COVER PLATES OR ACCESS DOORS AS NECESSARY TO MAINTAIN ACCESS TO EXISTING WIRING, WHERE REQUIRED BY NEW CONSTRUCTION.
FIELD VERIFY LOCATIONS OF EXISTING OUTLETS. WHERE NEW CONSTRUCTION CONFLICTS WITH EXISTING OUTLETS, REMOVE WIRING DEVICES OR RELOCATE DEVICES AS REQUIRED, WHETHER OR NOT SPECIFICALLY INDICATED.
PROVIDE BLANK COVER PLATES ON JUNCTION BOXES WHICH ARE NOT REUSED.
PROVIDE CUTTING AND PATCHING AS REQUIRED, WHETHER OR NOT SPECIFICALLY INDICATED.
FIELD VERIFY EXISTING CIRCUITING AND MAKE ADJUSTMENTS AS NECESSARY TO THE CIRCUITING SHOWN ON THE PLANS, AS REQUIRED BY FIELD CONDITIONS.
IF AN ITEM IS TO BE REPLACED, THE CONTRACTORS SHALL RECONNECT ALL EXISTING CONNECTIONS.
SOME EXISTING MECHANICAL EQUIPMENT WILL BE REUSED. REUSE EXISTING CIRCUITS AS REQUIRED. RE: POWER PLANS FOR EXISTING MECHANICAL EQUIPMENT TO BE REUSED.

ABBREVIATIONS & DESCRIPTIONS

Table with 2 columns: Abbreviation and Description. Includes entries for AMPERES, ABOVE COUNTER, ABOVE FINISHED FLOOR, AMPERE FRAME, ARC FAULT CIRCUIT INTERRUPT, ACTIVE HARMONIC FILTER, AUTHORITY HAVING JURISDICTION, AMP TRIP, AUTOMATIC TRANSFER SWITCH, AMERICAN WIRE GAUGE, BLANKET WARMER, CONDUIT, CIRCUIT BREAKER, CRASH CART, CIRCUIT, CRITICAL LOAD, CEILING MOUNTED, CONDUIT ONLY, CURRENT TRANSFORMER, MECHANICAL DUCT-MOUNTED DEVICE, DIRECT CURRENT, DETAIL, EMERGENCY/CRITICAL CARE, EXISTING, EXHAUST FAN, EMERGENCY LIGHT, ELECTRIC WATER COOLER, ELECTRIC WATER HEATER, FUSE, FIRE ALARM CONTROL PANEL, FULL VOLTAGE NON-REVERSING, GROUND, GROUND FAULT INTERRUPTION, GROUND FAULT PROTECTION, HEAT, HANDHOLE, HIGH INTENSITY DISCHARGE, HAND OFF AUTO, HOUSE PHONE, HEATING, VENTILATING, & AIR CONDITIONING, IONIZATION, INTERRUPTING CAPACITY, ISOLATED GROUND, INTERCOM, JUNCTION BOX, KILOWATT, KILOWATT HOUR, MAGNETIC CONTACTOR COIL, MAIN BREAKER, MOTOR CONTROL CENTER, MAIN LUGS ONLY, MOTOR STARTER, MANUAL TRANSFER SWITCH, MANICOLE, MICROWAVE, NEUTRAL, NORMALLY CLOSED, NON CRITICAL LOAD, NATIONAL ELECTRICAL CODE, NOT IN CONTRACT, NORMALLY OPEN, NOT TO SCALE, OVERLOAD, OCCUPANCY SENSOR, OWNER FURNISHED CONTRACTOR INSTALLED, PHOTO, PHOTOCCELL, POLYVINYL CHLORIDE, RECEPTACLE, RELOCATED, REPLACED, REFRIGERATOR, REDUCED VOLTAGE SOFT START, SERVICE ENTRANCE RATED SINGLE POLE SINGLE THROW, TIME CLOCK, TIME DELAY RELAY, TERMINAL JUNCTION BOX, TWISTED SHIELDED PAIR, TELEPHONE TERMINAL BOARD, TRANSIENT VOLTAGE SURGE SUPPRESSOR, TYPICAL, UNIT HEATER, UNLESS NOTED OTHERWISE, UNINTERRUPTIBLE POWER SUPPLY, VOLT, VOLT AMPERE, VARIABLE FREQUENCY DRIVE, WIRE GUARD, WEATHER PROOF/NEMA 3R, TRANSFORMER.

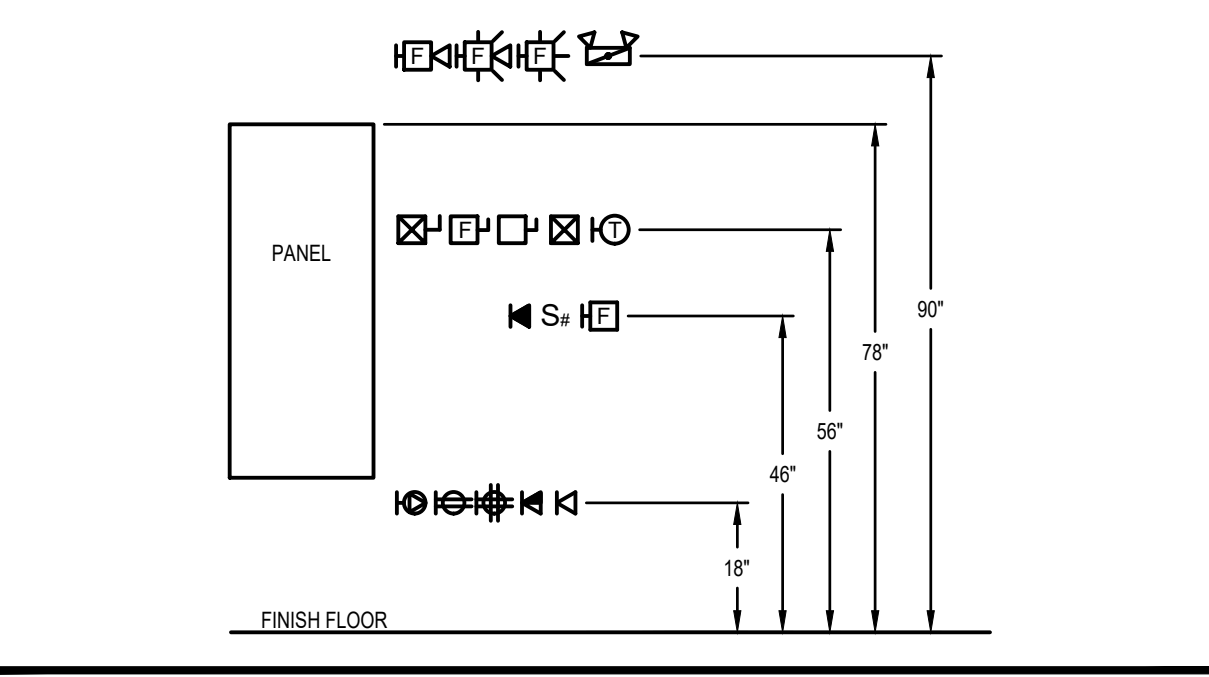
SHEET INDEX

Table with 2 columns: Sheet Number and Description. Includes E0.00 ELECTRICAL COVER SHEET AND SPECIFICATIONS, E0.01 ELECTRICAL SPECIFICATIONS CONT., E1.00 ELECTRICAL PLANS AND ONE-LINE DIAGRAMS, E2.00 ELECTRICAL DETAILS.

GENERAL ELECTRICAL NOTES

- (RE: ALL ELECTRICAL SHEETS)
ALL ELECTRICAL EQUIPMENT AND SYSTEMS SHALL BE INSTALLED IN ACCORDANCE WITH THE NATIONAL ELECTRICAL CODE, INTERNATIONAL FIRE CODE, AND ALL OTHER STATE AND LOCAL CODES. CONTRACTOR SHALL IMMEDIATELY NOTIFY ENGINEER IN WRITING IF PORTIONS OF THE DESIGN SET OR FIELD CONDITIONS DO NOT MEET REQUIRED CODES.
PROVIDE FIRESTOPPING FOR ALL FLOOR, CEILING AND FIREWALL PENETRATIONS FROM ELECTRICAL FIXTURE, DEVICE, RACEWAY, AND CABLE PENETRATIONS. SEE ARCHITECTURAL DRAWINGS FOR FIREWALL ASSEMBLY LOCATIONS.
ELECTRICAL DEVICES AND LINework ARE SHOWN BOLD FOR NEW, BOLD DASHED FOR DEMO AND SCREENED FOR EXISTING.
DESIGN OF ELECTRICAL REQUIREMENTS, FOR MECHANICAL EQUIPMENT, IS BASED ON MECHANICAL EQUIPMENT SPECIFIED. MECHANICAL CONTRACTOR SHALL COORDINATE WITH ELECTRICAL CONTRACTOR IF EQUIPMENT PURCHASED IS DIFFERENT FROM THAT SPECIFIED STILL MEETS DESIGN INTENT, INCLUDING BUT NOT LIMITED TO OVERCURRENT PROTECTION, LOCAL DISCONNECTING MEANS, WIRE SIZING AND DESIGN COSTS.
PROVIDE ACCURATE AS-BUILT DRAWINGS TO OWNER UPON PROJECT COMPLETION.
NAMEPLATES SHALL BE PROVIDED ON ALL ELECTRICAL DEVICES, INCLUDING BUT NOT LIMITED TO VFD'S, PANEL BOARDS, DISCONNECT SWITCHES, RECEPTACLE FACEPLATES, AND ALL ELECTRICAL EQUIPMENT AND CONTROL ENCLOSURES. NAMEPLATES SHALL BE MADE OF 1/16" THICK MACHINE ENGRAVED PHENOLIC WITH BLACK LETTERS (NOT LESS THAN 1/8" HIGH FOR PUSH-BUTTONS/SELECTOR SWITCHES, AND 3/16" HIGH FOR OTHER ELECTRICAL EQUIPMENT) ON WHITE BACKGROUND. NAMEPLATES ON DISCONNECT SWITCHES SHALL CONTAIN EQUIPMENT NAME NUMBER AND THE VOLTAGE, PHASES, AND COLORS OF CONDUCTORS.
ALL POWER JUNCTION BOXES TO BE MARKED WITH PANEL NAME AND CIRCUIT NUMBER WITH PERMANENT BLACK MARKER. PROVIDE WARNING NAMEPLATE ON ALL EQUIPMENT THAT CONTAINS MULTIPLE POWER SOURCES. LETTERING TO BE WHITE ON RED BACKGROUND.
PROVIDE ARC FLASH WARNING SIGNS ON PANELBOARDS, VFD'S, AND DISCONNECT SWITCHES TO WARN QUALIFIED PERSONS OF POTENTIAL ARC FLASH HAZARDS. LOCATE SO AS TO BE CLEARLY VISIBLE TO PERSONS BEFORE WORKING ON ENERGIZED EQUIPMENT.
ALL WIRE TERMINATIONS SHALL BE SUITABLE FOR USE WITH 75° C OR GREATER WIRE INSULATION SYSTEMS AT NEC 75° C CONDUCTOR AMPACITY AND SHALL BE IN ACCORDANCE WITH UL 486E.

MOUNTING HEIGHTS DETAIL



ELECTRICAL SPECIFICATIONS

PART 1 - GENERAL

- SUBMITTALS
ACTION SUBMITTALS
1. PANELBOARDS.
2. CIRCUIT BREAKERS, FUSES, AND SWITCHES.
3. SUPPORT AND FRAMING CHANNELS.
4. NAMEPLATES.
5. CONDUIT, FITTINGS, AND ACCESSORIES.
6. CONDUCTORS, CABLE, AND ACCESSORIES.
7. DRY-TYPE TRANSFORMERS.
8. WIRING DEVICES.
9. ACTIVE HARMONIC FILTER.
10. GROUNDING MATERIALS.
11. VARIABLE FREQUENCY DRIVES: SHOP DRAWINGS THAT INDICATE DIMENSIONS, WEIGHTS, CLEARANCES, AND FIELD CONNECTIONS; RATINGS; SCHEMATIC AND WIRING DIAGRAMS; BILL OF MATERIAL; NAMEPLATE AND MANUFACTURER INFORMATION ON COMPONENTS.
INFORMATION SUBMITTALS
1. FACTORY TEST REPORTS.
2. FIELD TEST REPORTS.
3. SIGNED PERMITS INDICATING WORK IS ACCEPTABLE TO REGULATORY AUTHORITIES HAVING JURISDICTION.
4. OPERATION AND MAINTENANCE DATA:
a. PROVIDE FOR ALL EQUIPMENT, AS WELL AS EACH DEVICE HAVING OPERATING INSTRUCTIONS, AS WELL AS EACH DEVICE HAVING MAINTENANCE INSTRUCTIONS.
b. MINIMUM INFORMATION SHALL INCLUDE MANUFACTURER'S PREPARED INSTRUCTION MANUAL, ONE COPY OF THE APPROVED SUBMITTAL INFORMATION FOR THE ITEM, TABULATION OF ANY SETTINGS, AND COPIES OF ANY TEST REPORTS.
5. WARRANTY DETAILS.
APPROVAL BY AUTHORITY HAVING JURISDICTION
PROVIDE THE WORK IN ACCORDANCE WITH NFPA 70, NATIONAL ELECTRICAL CODE (NEC), WHERE REQUIRED BY THE AUTHORITY HAVING JURISDICTION (AHJ), MATERIAL AND EQUIPMENT SHALL BE LABELED OR LISTED BY A NATIONALLY RECOGNIZED TESTING LABORATORY OR OTHER ORGANIZATION ACCEPTABLE TO THE AHJ, IN ORDER TO PROVIDE A BASIS FOR APPROVAL UNDER THE NEC.
MATERIALS AND EQUIPMENT MANUFACTURED WITHIN THE SCOPE OF STANDARDS PUBLISHED BY UNDERWRITERS LABORATORIES, INC. (UL) SHALL CONFORM TO THOSE STANDARDS AND SHALL HAVE AN APPLIED UL LISTING MARK OR LABEL.
ENVIRONMENTAL CONDITIONS
UNLESS OTHERWISE SPECIFIED, EQUIPMENT AND MATERIALS SHALL BE SIZED AND DE-RATED FOR THE AMBIENT CONDITIONS BUT NOT LESS THAN AN AMBIENT TEMPERATURE OF 40 DEGREES C AT AN ELEVATION OF 1,100 FEET WITHOUT EXCEEDING THE MANUFACTURER'S STATED TOLERANCES.
ALL OUTDOOR AREAS OR AREAS OPEN TO ATMOSPHERE ARE CLASSIFIED WET. USE MATERIALS AND METHODS REQUIRED FOR SUCH AREAS.

PART 2 - PRODUCTS

- GENERAL
PRODUCTS SHALL COMPLY WITH ALL APPLICABLE PROVISIONS OF NFPA 70.
LIKE ITEMS OF EQUIPMENT, END PRODUCTS OF ONE MANUFACTURER IN ORDER TO ACHIEVE STANDARDIZATION FOR APPEARANCE, OPERATION, MAINTENANCE, SPARE PARTS, AND MANUFACTURER'S SERVICE.
EQUIPMENT FINISH:
1. MANUFACTURER'S STANDARD FINISH COLOR, EXCEPT WHERE SPECIFIC COLOR IS INDICATED.
ENCLOSURES
FINISH: SHEET METAL STRUCTURAL AND ENCLOSURE PARTS SHALL BE COMPLETELY PAINTED USING AN ELECTRODEPOSITION PROCESS SO INTERIOR AND EXTERIOR SURFACES AS WELL AS BOLTED STRUCTURAL JOINTS HAVE A COMPLETE FINISH COAT ON AND BETWEEN THEM.
COLOR: MANUFACTURER'S STANDARD COLOR (GRAY) BAKED-ON ENAMEL UNLESS OTHERWISE SHOWN.
BARRIERS: PROVIDE METAL BARRIERS WITHIN ENCLOSURES TO SEPARATE WIRING OF DIFFERENT SYSTEMS AND VOLTAGE.
ENCLOSURE SELECTIONS: EXCEPT AS SHOWN OTHERWISE, PROVIDE ELECTRICAL ENCLOSURES ACCORDING TO THE FOLLOWING:
1. INDOOR - DRY ENVIRONMENT - FINISHED - NEMA 1 TYPE
2. INDOOR - INDUSTRIAL USE - UNFINISHED - NEMA 12 TYPE
3. OUTDOOR - DENOTED AS WP - ANY FINISH - NEMA 3R TYPE
LIGHTING AND POWER DISTRIBUTION PANELBOARD
MATERIALS, EQUIPMENT, AND ACCESSORIES SPECIFIED IN THIS SECTION SHALL BE PRODUCTS OF:
1. SCHNEIDER ELECTRIC CO.
2. GENERAL ELECTRIC CO.
3. EATON.
4. OR EQUIVALENT.
WIRE TERMINATIONS:
1. PANELBOARD ASSEMBLIES, INCLUDING PROTECTIVE DEVICES, SHALL BE SUITABLE FOR USE WITH 75 DEGREE C OR GREATER WIRE INSTALLATION SYSTEMS AT NEC 75 DEGREE C CONDUCTOR AMPACITY.
2. IN ACCORDANCE WITH UL 486E.
LOAD CURRENT RATINGS:
1. UNLESS OTHERWISE INDICATED, LOAD CURRENT RATINGS FOR PANELBOARD ASSEMBLIES, INCLUDING BUS AND CIRCUIT BREAKERS, ARE NON-CONTINUOUS AS DEFINED BY NEC. CONTINUOUS RATINGS SHALL BE 80 PERCENT OF NON-CONTINUOUS RATINGS.
2. WHERE INDICATED "CONTINUOUS," 100 PERCENT, ETC., SELECTED COMPONENTS AND PROTECTIVE DEVICES SHALL BE RATED FOR CONTINUOUS LOAD CURRENT AT VALUE SHOWN.
SHORT CIRCUIT CURRENT RATING (SCCR): INTEGRATED EQUIPMENT SHORT CIRCUIT RATING FOR EACH PANELBOARD ASSEMBLY SHALL BE NO LESS THAN THE FOLLOWING:
1. MINIMUM SCCR AT 208Y/120 VOLTS SHALL BE 18,000 AMPERES RMS SYMMETRICAL.
2. MINIMUM SCCR AT 480 VOLTS SHALL BE 42,000 AMPERES RMS SYMMETRICAL.
OVERCURRENT PROTECTIVE DEVICES:
1. IN ACCORDANCE WITH NEMA AB 1, NEMA KS 1, UL 98, AND UL 489.
2. PROTECTIVE DEVICES SHALL BE ADAPTED TO PANELBOARD INSTALLATION:
a. CAPABLE OF DEVICE REPLACEMENT WITHOUT DISTURBING ADJACENT DEVICES AND WITHOUT REMOVING MAIN BUS.
b. SPACES: COVER OPENINGS WITH EASILY REMOVABLE COVER.
3. DEVICES SHALL BE FULLY RATED, SERIES-CONNECTED RATINGS UNACCEPTABLE.
CIRCUIT BREAKERS:

1. B-LINE SYSTEMS, INC.

- 2. UNISTRUT CORP.
CONDUIT AND FITTINGS
RIGID GALVANIZED STEEL CONDUIT (RGS)
MEET REQUIREMENTS OF NEMA C80.1 AND UL 6.
MATERIAL: HOT-DIP GALVANIZED, WITH CHROMATED PROTECTIVE LAYER.
ELECTRICAL METAL TUBING (EMT)
MEET REQUIREMENTS OF NEMA C80.3 AND UL 797.
MATERIAL: HOT-DIP GALVANIZED, WITH CHROMATED AND LAQUEURED PROTECTIVE LAYER.
PVC SCHEDULE 40 CONDUIT
MEET REQUIREMENTS OF NEMA TC 2 AND UL 651.
UL LISTED FOR CONCRETE ENCASMENT, UNDERGROUND DIRECT BURIAL, CONCEALED, OR DIRECT SUNLIGHT EXPOSURE, AND 90 DEGREE C INSULATED CONDUCTORS.
FLEXIBLE METAL LIQUID-TIGHT CONDUIT
UL 360 LISTED FOR 105 DEGREES C INSULATED CONDUCTORS.
MATERIAL: GALVANIZED STEEL, WITH AN EXTRUDED PVC JACKET.
FITTINGS:
PROVIDE BUSHINGS, GROUNDING BUSHINGS, CONDUIT HUBS, CONDUIT BODIES, COUPLINGS, UNIONS, EXPANSION FITTINGS, AND CABLE SEALING FITTINGS, AS APPLICABLE.
RIGID GALVANIZED STEEL
MEET REQUIREMENTS OF UL 514B.
TYPE: THREE-ANGLE GALVANIZED.
ELECTRICAL METALLIC TUBING
MEET REQUIREMENTS OF UL 514B.
TYPE: THREADED GALVANIZED.
MATERIAL INSULATED THROAT CONNECTORS WITH INTEGRAL NYLON OR PLASTIC BUSHING RATED FOR 105 DEGREE C.
INSULATED THROAT AND SEALING O-RINGS.
CONDUCTORS AND CABLE
CONDUCTORS 600 VOLTS AND BELOW
CONFORM TO APPLICABLE REQUIREMENTS OF NEMA WC 71, WC 72, AND WC 74.
CONDUCTOR TYPE
a. LIGHTING: 10 AWG AND SMALLER: SOLID COPPER.
b. 120V RECEPTACLE CIRCUITS, 10 AWG AND SMALLER: SOLID COPPER.
c. ALL OTHER CIRCUITS: STRANDED COPPER.
INSULATION: TYPE THHN/THWN, EXCEPT FOR SIZES NO. 6 AND LARGER, WITH XHHW-2 INSULATION.
VARIABLE FREQUENCY DRIVE POWER CABLE
CONDUCTORS
CLASS B, STRANDED COATED COPPER.
INSULATION: 600-VOLT CROSS-LINKED POLYETHYLENE, UL TYPE XHHW-2.
GROUNDING CONDUCTORS: INSULATED STRANDED COPPER.
SHEATH:
UL 1277 TYPE TC, 90° C.
CONTINUOUS SHEATH, A19 POLYESTER FOIL, DRAIN WIRES, OVERALL COPPER BRAID.
OUTER JACKET: POLYVINYL CHLORIDE (PVC) PER UL 1569.
MANUFACTURERS AND PRODUCTS:
Belden: SERIES 29500.
ALPHA WIRE: SERIES 1.
LAPP USA: OLFLEX VFD SLIM.
TYPE TSP: NO. 18 AWG, TWISTED, SHIELDED PAIR, INSTRUMENTATION CABLE: SINGLE PAIR, DESIGN FOR NOISE REJECTION FOR PROCESS CONTROL, COMPUTER, OR DATA LOG APPLICATIONS MEETING NEMA WC 56 REQUIREMENTS.
OUTER JACKET: 45MILS NOMINAL THICKNESS.
INDIVIDUAL PAIR SHIELD: 1.55 MILS DOUBLE-FACED ALUMINUM/SYNTHETIC POLYMER OVERLAP TO PROVIDE 100% COVERAGE.
DIMENSIONS: 0.31 INCH NOMINAL DIAMETER.
CONDUCTORS:
BARE SOFT ANNEALED COPPER, CLASS B, SEVEN-STRAND CONCENTRIC, MEETING REQUIREMENTS OF ASTM B8.
20 AWG, SEVEN-STRAND TINNED COPPER DRAIN WIRE.
INSULATION: 15 MILS NOMINAL PVC.
JACKET: 1 MILS NOMINAL NYLON.
COLOR CODE: PAIR CONDUCTORS BLACK AND RED.
MANUFACTURERS:
a. OKWITE CO.
ACCESSORIES:
TAPE
GENERAL PURPOSE, FLAME RETARDANT; 7 MILS VINYL PLASTIC, SCOTCH BRAND 33, RATED FOR 90 DEGREES C MINIMUM, MEETING REQUIREMENTS OF UL 510.
FLAME RETARDANT, GOLD AND WEATHER RESISTANT; 8.5 MILS VINYL PLASTIC, SCOTCH BRAND 88.
ARC AND FIRE PROOFING:
30 MILS ELASTOMER.
MANUFACTURERS AND PRODUCTS:
3M: SCOTCH BRAND 77, WITH SCOTCH BRAND 69 GLASS CLOTH TAPEBINDER.
PLYMOUNT: PLYARC 53, WITH PLYGLAS 77 GLASS CLOTH TAPEBINDER.
IDENTIFICATION DEVICES:
SLEEVE-TYPE, PERMANENT, PVC, YELLOW OR WHITE, WITH LEGIBLE MACHINE-PRINTED BLACK MARKINGS.
MANUFACTURER AND PRODUCTS: RAYCHEM: TYPE D-SCC OR ZH-SCC.
CONNECTORS AND TERMINATIONS:
NYLON, SELF-INSULATED CRIMP CONNECTORS:
MANUFACTURERS AND PRODUCTS:
a.a.a. THOMAS & BETTS: ST-A-KON.
a.a.b. BURNDY: INSULUG.
a.a.c. ILSCO.
SELF-INSULATED, PRESPRINGS WIRE CONNECTOR (WIRE NUTS):
PLATED STEEL, SQUARE WIRE SPRINGS.
UL STANDARD 486C.
MANUFACTURERS AND PRODUCTS:
c.a. THOMAS & BETTS.
c.b. IDEAL: TWISTER.
CABLE LUGS:
IN ACCORDANCE WITH NEMA CC 1.
RATED 600 VOLTS OF SAME MATERIAL AS CONDUCTOR METAL.
UNINSULATED CRIMP CONNECTORS AND TERMINATORS.
SUITABLE FOR USE WITH 75 DEGREE C WIRE AT FULL NFPA 70, 75 DEGREE C AMPACITY.
MANUFACTURERS AND PRODUCTS:
c.b.a. THOMAS & BETTS: COLOR-KEYED.
c.b.b. BURNDY: HYDENT.
c.b.c. ILSCO.
UNINSULATED, BOLTED, TWO-WAY CONNECTORS AND TERMINATORS.

Revision table with columns: NO., REVISION, BY, DATE, DESIGN, DRAWN, CHECKED, APPROVED. Includes entries for 100% REVIEW and other revisions.

Professional engineering stamps for DC Engineering and Clear Solutions Engineering, including dates and signatures.

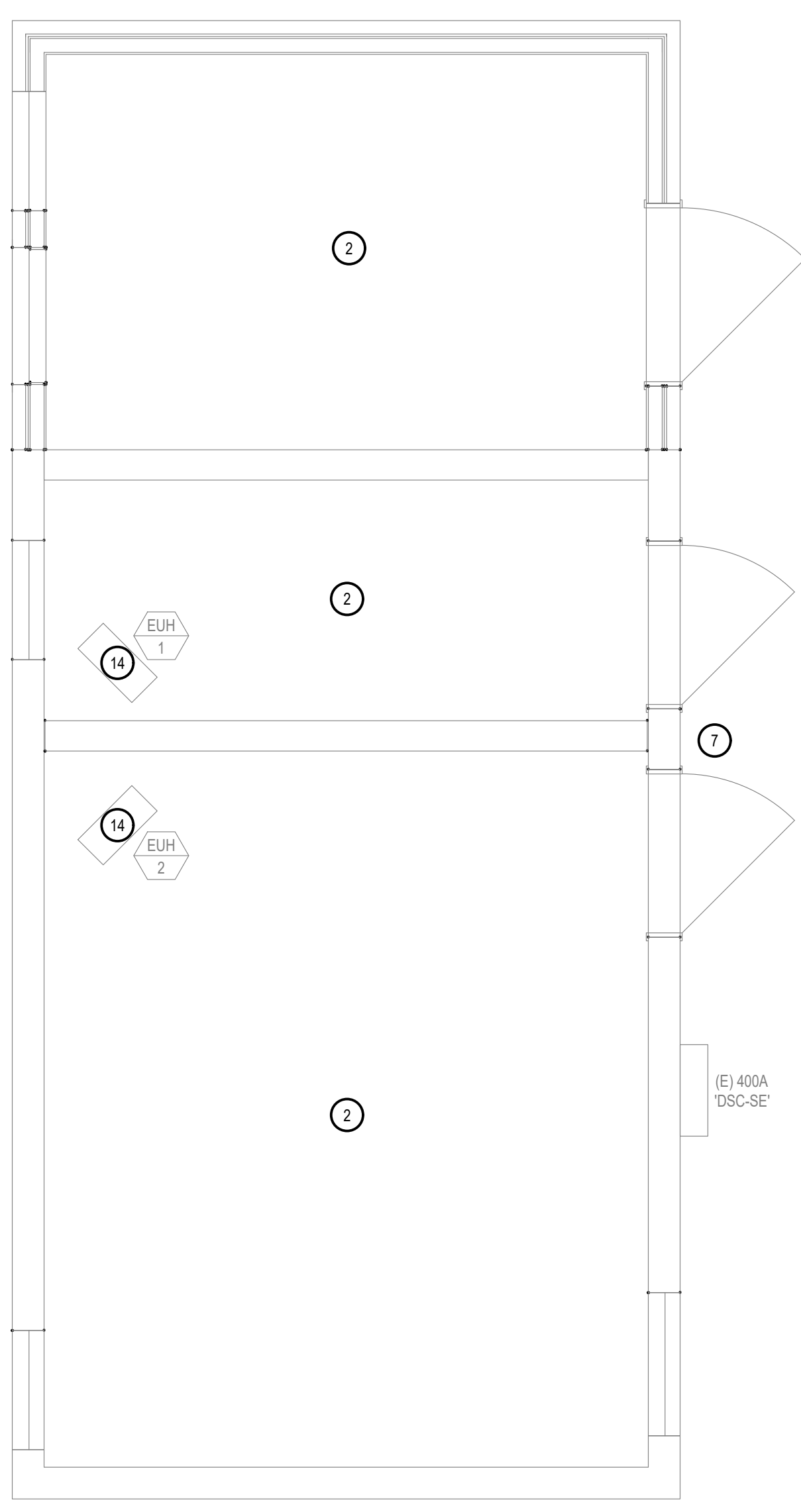
Project information block including CITY OF MCCALL, DAVIS BEACH INTAKE STATION UPGRADES, ELECTRICAL COVER SHEET AND SPECIFICATIONS, VERIFY SCALE, PROJECT NO., DATE, SHEET NO., and E0.00.

PANELBOARD SCHEDULE																					
PANEL: (N) DBL		VOLTAGE: 480V		PHASE: 3		WIRE: 3		AMPERE RATING: 400A		SC RATING: RESPECIFICATIONS		MAIN: MLO									
ENTRY:				LOADS:				LOAD TYPES:				REMARKS:									
Amps		VA		LOAD TYPES:		1 = LIGHTING		2 = RECEPTACLES		3 = MSC		4 = MOTOR		5 = KITCHEN							
PHASE A:	343	VA	94993																		
PHASE B:	342	VA	94814																		
PHASE C:	340	VA	94055																		
TOTAL:		VA	283862																		
LOAD (VA)	LOAD SERVED	NOTE	LOAD TYPE	AMPS/ POLES	CKT NO	PHASE	CKT NO	AMPS/ POLES	LOAD TYPE	NOTE	LOAD SERVED	LOAD (VA)									
26605	VFD-01		3	150	3	1	A	2	150	3	VFD-02	26605									
26605	---		3	-	-	3	B	4	-	-	---	26605									
26605	---		3	-	-	5	C	6	-	-	---	26605									
26605	VFD-03		3	150	3	7	A	8	20	3	(E) EUH-1	1000									
26605	---		3	-	-	9	B	10	-	-	---	1000									
26605	---		3	-	-	11	C	12	-	-	---	1000									
1167	ACTIVE HARMONIC FILTER		3	125	3	13	A	14	20	3	(E) EUH-2	1000									
1167	---		3	-	-	15	B	16	-	-	---	1000									
1167	---		3	-	-	17	C	18	-	-	---	1000									
9423	P-104		4	70	3	19	A	20			SPACE										
9423	---		4	-	-	21	B	22			SPACE										
9423	---		4	-	-	23	C	24			SPACE										
SPACE			25		A	26	30	3	S	DBL		2588									
SPACE			27		B	28	-	-	-	---		2409									
SPACE			29		C	30	-	-	-	---		1650									
LOADING BY TYPE				CONNECTED	NEC CODE	DEMAND FACTOR	DEMAND	NOTES:													
LIGHTING		0 VA	210-19	125%	0 VA	S: SUBFEED BREAKER															
RECEPTACLES		0 VA	220-44	10kVA @ 100%; ELSE @ 50%	0 VA																
MSC		255593 VA	220-60	100%	255593 VA																
MOTOR		LARGEST MOT.: 28268	28269 VA	220-50	100% + LARGEST x 25%	35336 VA															
KITCHEN		# OF KIT. UNITS: 0	0 VA	220-56	0 VA																
TOTAL		341 A			350 A																

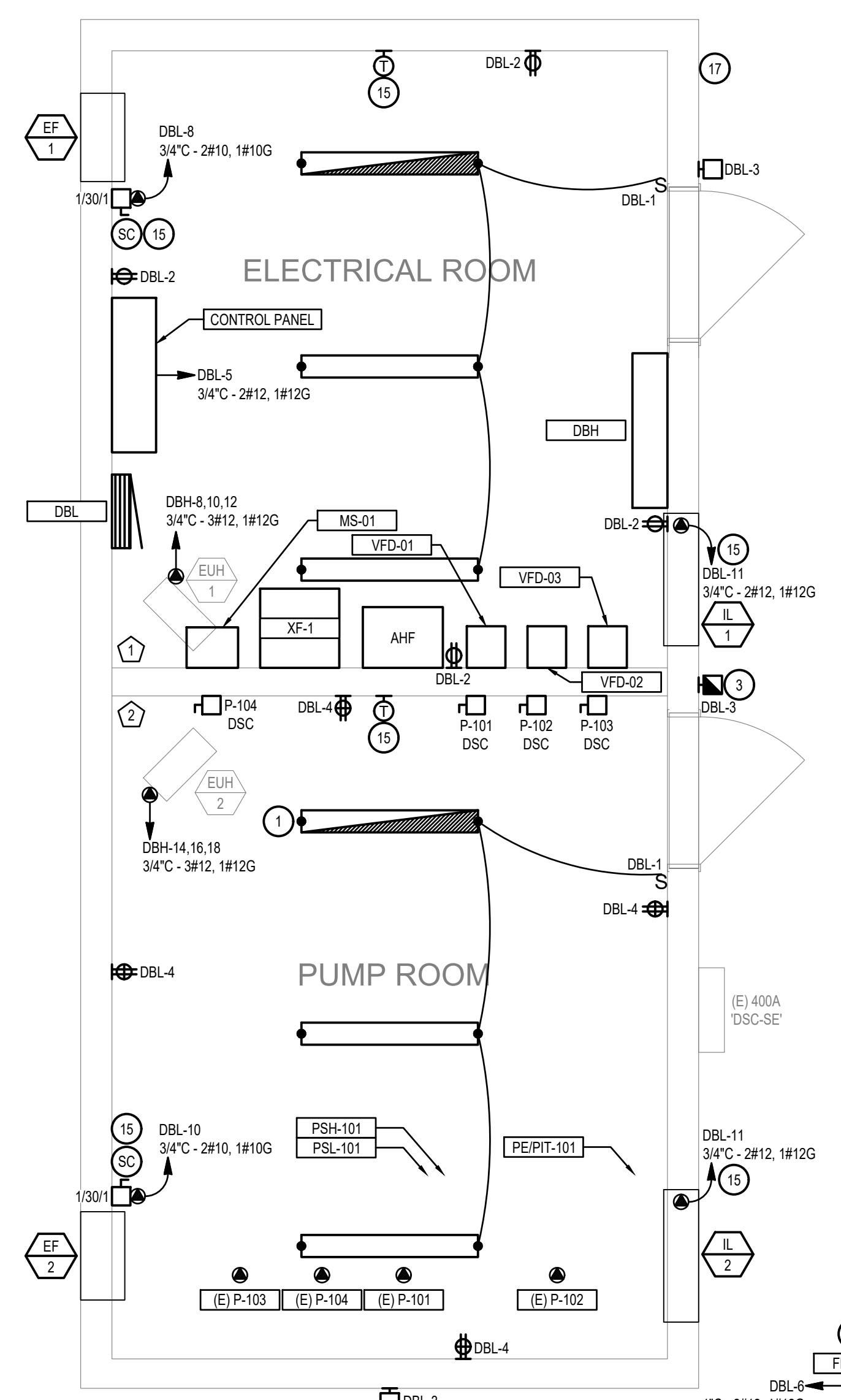
PANELBOARD SCHEDULE																							
PANEL: (N) DBL		VOLTAGE: 208/120V		PHASE: 3		WIRE: 4		AMPERE RATING: 125A		SC RATING:		MAIN: 40A MAIN BREAKER											
ENTRY:				LOADS:				LOAD TYPES:				REMARKS:											
Amps		VA		LOAD TYPES:		1 = LIGHTING		2 = RECEPTACLES		3 = MSC		4 = MOTOR		5 = KITCHEN									
PHASE A:	22	VA	2588																				
PHASE B:	20	VA	2409																				
PHASE C:	14	VA	1650																				
TOTAL:		VA	6647																				
LOAD (VA)	LOAD SERVED	NOTE	LOAD TYPE	AMPS/ POLES	CKT NO	PHASE	CKT NO	AMPS/ POLES	LOAD TYPE	NOTE	LOAD SERVED	LOAD (VA)											
212	INTERIOR LIGHTING		1	20	1	1	A	2	20	1	2	2	REC - NORTH ROOM	720									
33	EXTERIOR LIGHTING		1	20	1	3	B	4	20	1	2	2	REC - SOUTH ROOM	720									
1200	CONTROL PANEL		3	20	1	5	C	6	20	1	3	3	FIT-101	150									
---	SPARE			20	1	7	A	8	30	1	4	4	EF-1	1656									
---	SPARE			20	1	9	B	10	30	1	4	4	EF-2	1656									
300	DAMPER ACTUATORS		4	20	1	11	C	12	20	1	1	1	SPACE										
---	SPARE			20	1	13	A	14					SPACE										
---	SPARE			20	1	15	B	16					SPACE										
---	SPARE			20	1	17	C	18					SPACE										
---	SPACE					19	A	20					SPACE										
---	SPACE					21	B	22					SPACE										
---	SPACE					23	C	24					SPACE										
LOADING BY TYPE				CONNECTED	NEC CODE	DEMAND FACTOR	DEMAND	NOTES:															
LIGHTING		245 VA	210-19	125%	308 VA																		
RECEPTACLES		1440 VA	220-44	10kVA @ 100%; ELSE @ 50%	1440 VA																		
MSC		1350 VA	220-60	100%	1350 VA																		
MOTOR		LARGEST MOT.: 1656	3612 VA	220-50	100% + LARGEST x 25%	4026 VA																	
KITCHEN		# OF KIT. UNITS: 0	0 VA	220-56	0 VA																		
TOTAL			18 A		20 A																		

- ### KEY NOTES:
- FURNISH AND INSTALL LITHONIA CSS L48 4000LM MVOLT 40K 80CRI OR APPROVED EQUIVALENT, TYPICAL FOR 4' STRIP LIGHTS SHOWN. PROVIDE IE7WPC EMERGENCY BATTERY PACK WHERE INDICATED.
 - REMOVE ALL ELECTRICAL EQUIPMENT, DEVICES, AND LIGHT FIXTURES WITHIN THIS ROOM UNLESS NOTED OTHERWISE.
 - FURNISH AND INSTALL LITHONIA WPX1 LED P1 40K MVOLT PE DBLXD OR APPROVED EQUIVALENT, TYPICAL FOR WALLPACKS SHOWN. PROVIDE E14WC EMERGENCY BATTERY PACK WHERE INDICATED.
 - SCHNEIDER ELECTRIC I-LINE HCI NEMA TYPE 1 DISTRIBUTION PANELBOARD OR APPROVED EQUIVALENT. PANELBOARD SHALL BE 400A, 480V 3-PHASE, 3-WIRE WITH A MINIMUM SCOR OF 42KA. SEE PANEL SCHEDULE, THIS SHEET, FOR CIRCUIT BREAKER SIZES. MAIN PROTECTIVE DEVICE SHALL INCLUDE LSIG SOLID STATE TRIP UNIT AND RATING PLUG.
 - SCHNEIDER ELECTRIC NF NEMA TYPE 1 PANELBOARD OR APPROVED EQUIVALENT. PANELBOARD SHALL BE 125A, 208Y/120V 3-PHASE, 4-WIRE WITH NON-INTERCHANGEABLE BOLT-ON CIRCUIT BREAKERS AND A MINIMUM SCOR OF 18KA. SEE PANEL SCHEDULE, THIS SHEET, FOR CIRCUIT BREAKER SIZES.
 - VFD SHALL BE ABB ACS880-01, TYPICAL OF ALL NEW VFDS.
 - REMOVE ALL EXTERIOR LIGHTING, INCLUDING CIRCUITS AND RACEWAYS.
 - DISCONNECTS SHALL BE NEMA TYPE 1, 200A, 3-POLE. PROVIDE DISCONNECT SWITCH MOUNTING PROVISIONS AS REQUIRED. PROVIDE MAKE BEFORE POWER CONTACTS MAKE AND BREAK BEFORE POWER CONTACTS BREAK AUXILIARY CONTACTS IN DISCONNECT SWITCHES FOR EARLY VFD SHUTDOWN. SEE CABLE SCHEDULE.
 - EXTEND EXISTING CONDUIT AS NEEDED TO LOCATION OF NEW 480V PANEL, DBH FROM EXISTING DISCONNECT SWITCH.
 - FLOW METER LOCATED ON ADJACENT PROPERTY. VERIFY EXACT LOCATION WITH OWNER.
 - REPLACE EXISTING 300A FUSES WITH BUSSMAN KTS-R-400 FUSES OR APPROVED EQUIVALENT.
 - TCI HGA 100A ACTIVE HARMONIC FILTER FOR A 480V, 3-PHASE, 3-WIRE PLUS GROUND SYSTEM IN NEMA TYPE 1 GASKETED ENCLOSURE. OR APPROVED EQUIVALENT. PROVIDE JUNCTION BOX UPSTREAM OF PANELBOARD FOR FILTER CTS.
 - REMOVE CONDUCTORS AND RETAIN CONDUIT.
 - EXISTING EUH TO REMAIN. REMOVE CONDUIT AND CONDUCTORS TO UNIT. VERIFY THAT UNIT HAS A DISCONNECT. IF NONE, PROVIDE NEMA TYPE 1, 30A, 3-POLE DISCONNECT.
 - LINE VOLTAGE THERMOSTAT AND SPEED CONTROLLER PROVIDED BY MECHANICAL CONTRACTOR FOR EXHAUST FAN. PROVIDE CONDUCTORS AS RECOMMENDED BY THE MANUFACTURER IN 3/4" FOR A COMPLETE INSTALLATION AND INTERLOCK EXHAUST FAN OPERATION WITH DAMPER ACTUATOR IN ROOM. SEE MECHANICAL PLANS AND COORDINATE WITH MECHANICAL CONTRACTOR.

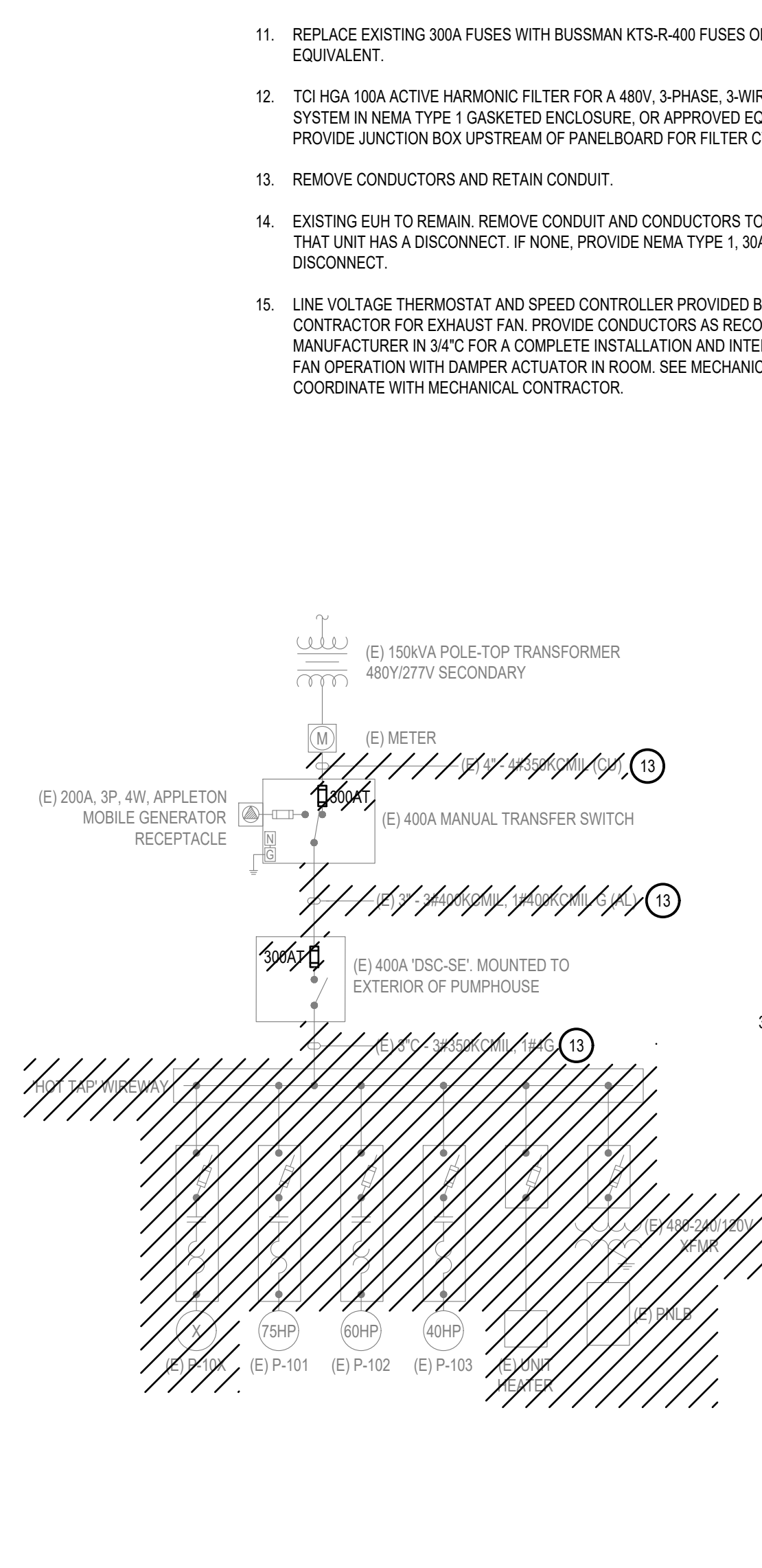
- ### KEY NOTES CONTINUED:
- FIELD VERIFICATION OF CIRCUIT LENGTH IS REQUIRED FOR BIDDING PURPOSES.
 - VERIFY RELOCATED ANTENNA LOCATION WITH OWNER. PROVIDE COPPER ETHERNET IN 3/4" AS REQUIRED.
 - DISCONNECT SHALL BE NEMA TYPE 1, 100A, 3-POLE. PROVIDE MOUNTING PROVISIONS AS NEEDED.
 - ENCLOSED FULL VOLTAGE, NON-REVERSING COMBINATION STARTER, NEMA SIZE 2.
- ### GENERAL NOTES:
- NUMBER ADJACENT TO HOME RUN OR DEVICE INDICATES POLE POSITION WITHIN PANEL TO WHICH DEVICES SHALL BE CIRCUITED.
 - SEE SHEET E0.00 FOR GENERAL DEMOLITION NOTES.
 - VERIFY INSTRUMENT LOCATIONS PRIOR TO INSTALLATION.
 - DESIGNED UNDER THE ASSUMPTION THAT ALL MOTORS WILL BE 75HP IN THE FUTURE.
- | LOCATION | CLASSIFICATION |
|--------------|--|
| 1 NORTH ROOM | DRY ENVIRONMENT |
| 2 SOUTH ROOM | DAMP ENVIRONMENT. PROVIDE WIRING METHODS AND MATERIALS SUITABLE FOR THE ENVIRONMENT. |



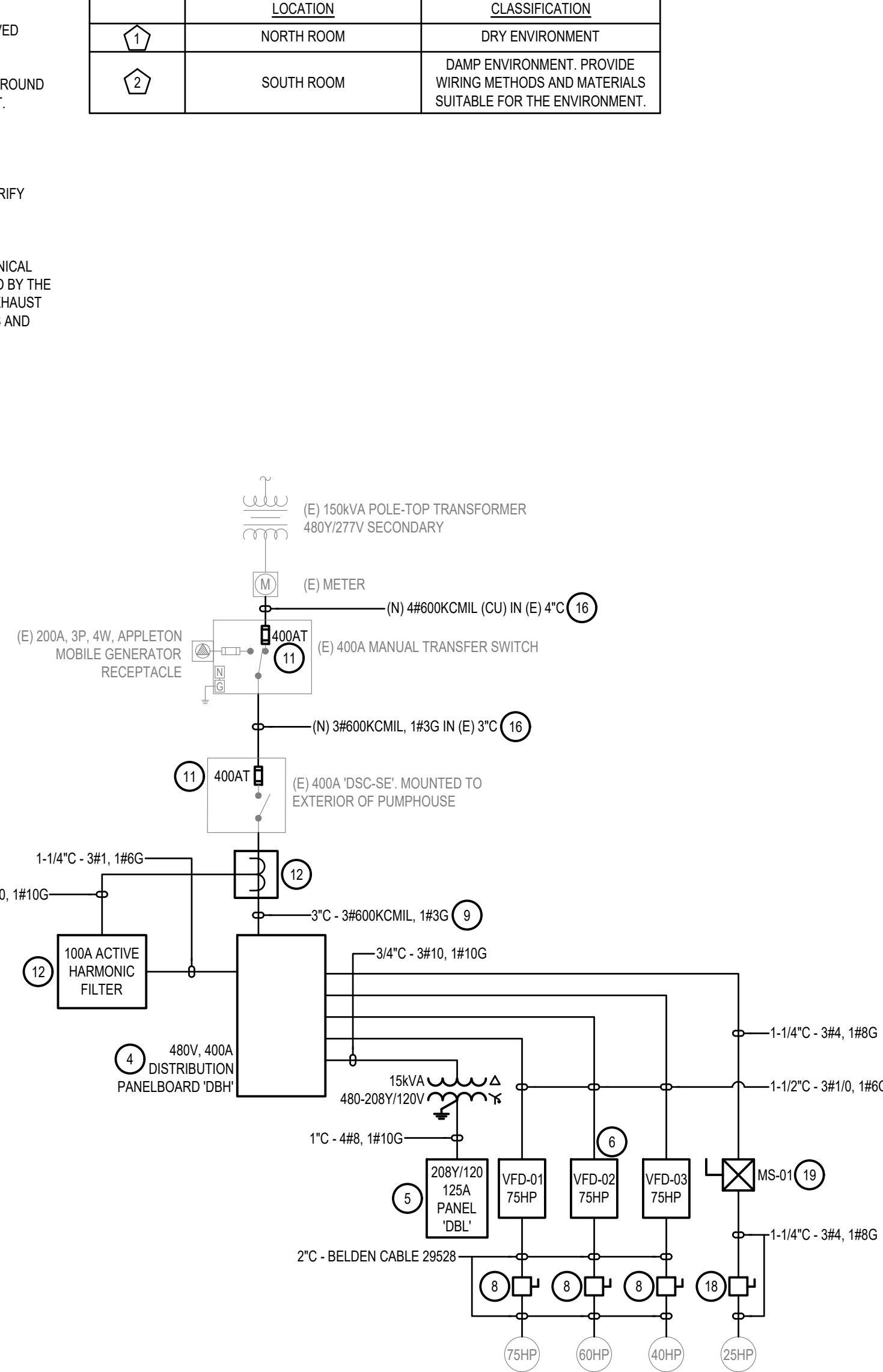
ELECTRICAL DEMOLITION PLAN
SCALE: 3/8" = 1'-0"
NORTH



(N) ELECTRICAL PLAN
SCALE: 3/8" = 1'-0"
NORTH



(E) ONE-LINE DIAGRAM
SCALE: N.T.S.



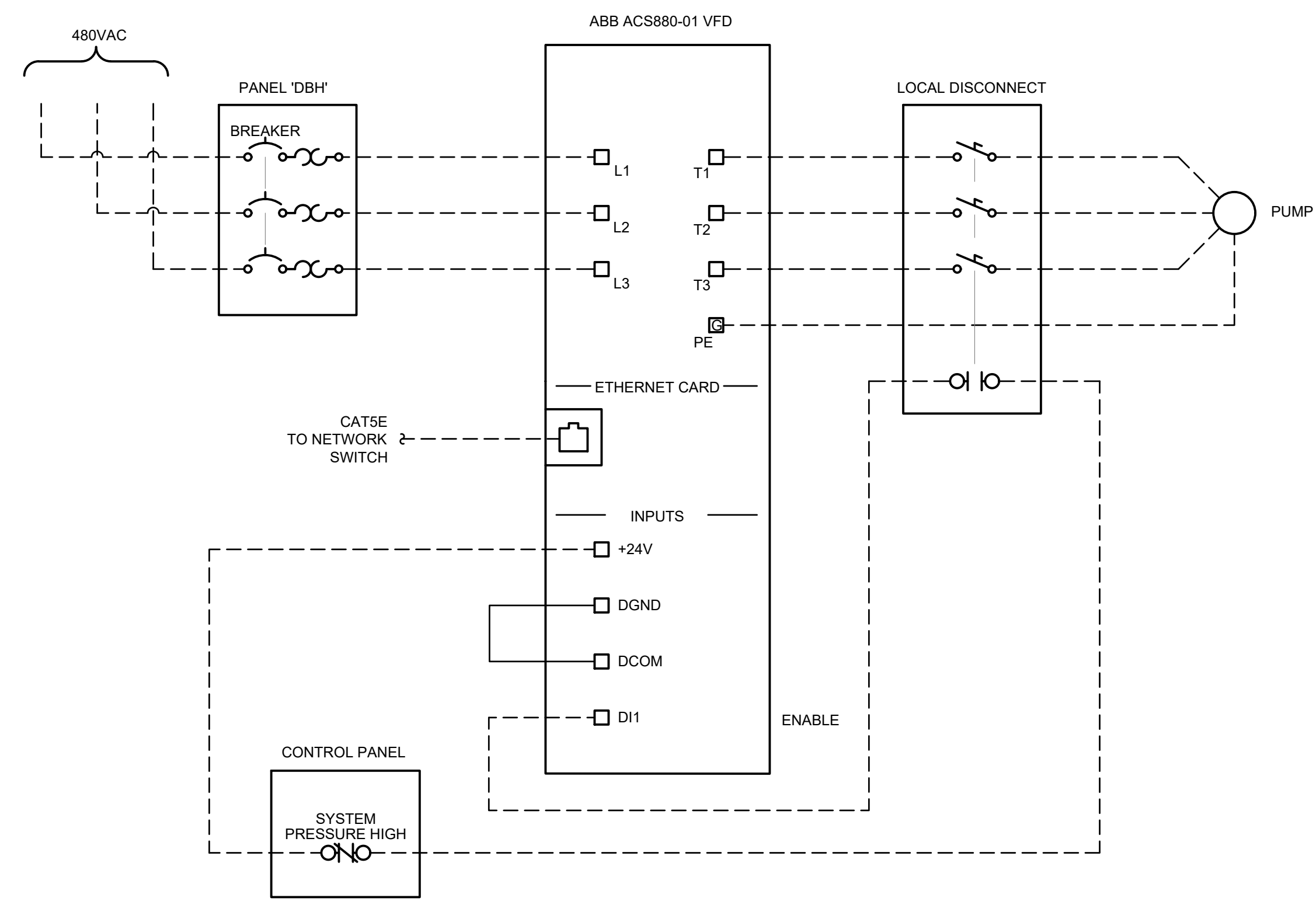
(N) ONE-LINE DIAGRAM
SCALE: N.T.S.

NO.	REVISION	BY	DATE	DESIGN
	100% REVIEW		02/15/23	CB
				DRAWN
				CB
				CHECKED
				JB
				APPROVED
				JB



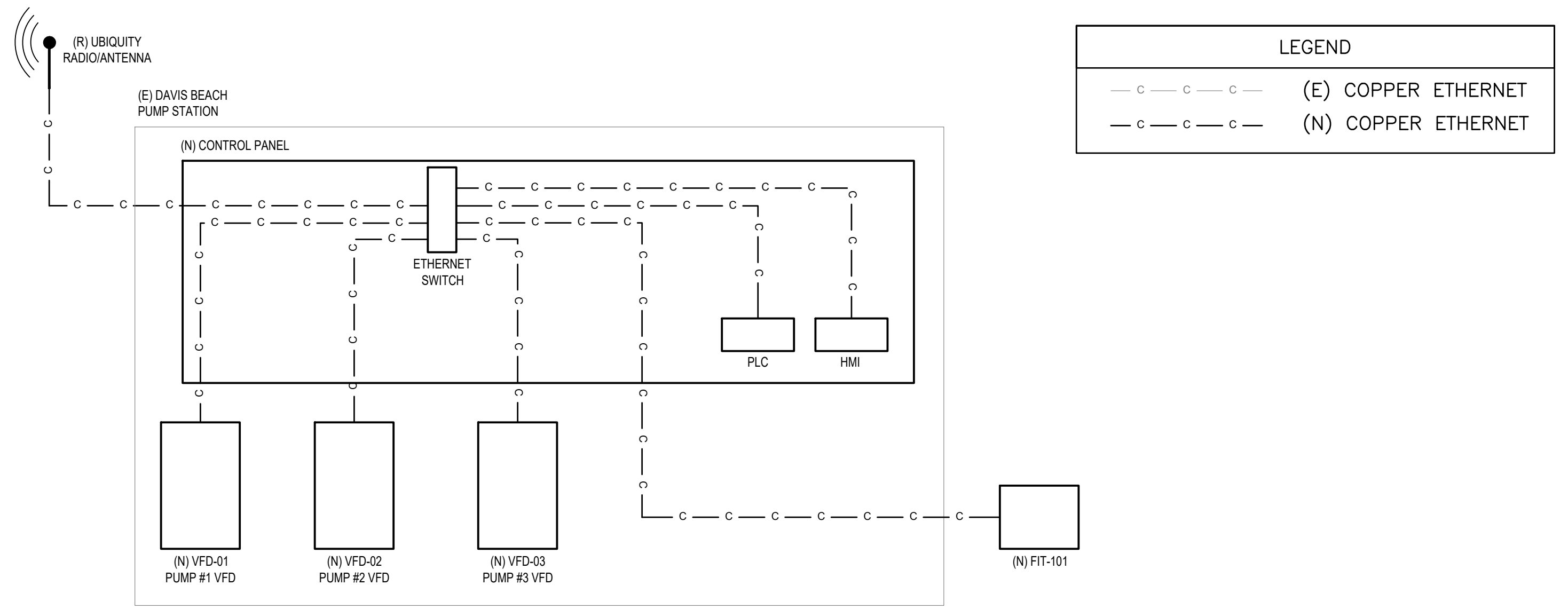
CITY OF MCCALL
DAVIS BEACH INTAKE STATION UPGRADES
ELECTRICAL PLANS AND ONE-LINE DIAGRAMS

VERIFY SCALE	
BAR IS ONE INCH ON FULL SIZE DRAWING	1"
PROJECT :	101.060
DATE :	2/15/2023
SHEET NO.	E1.00

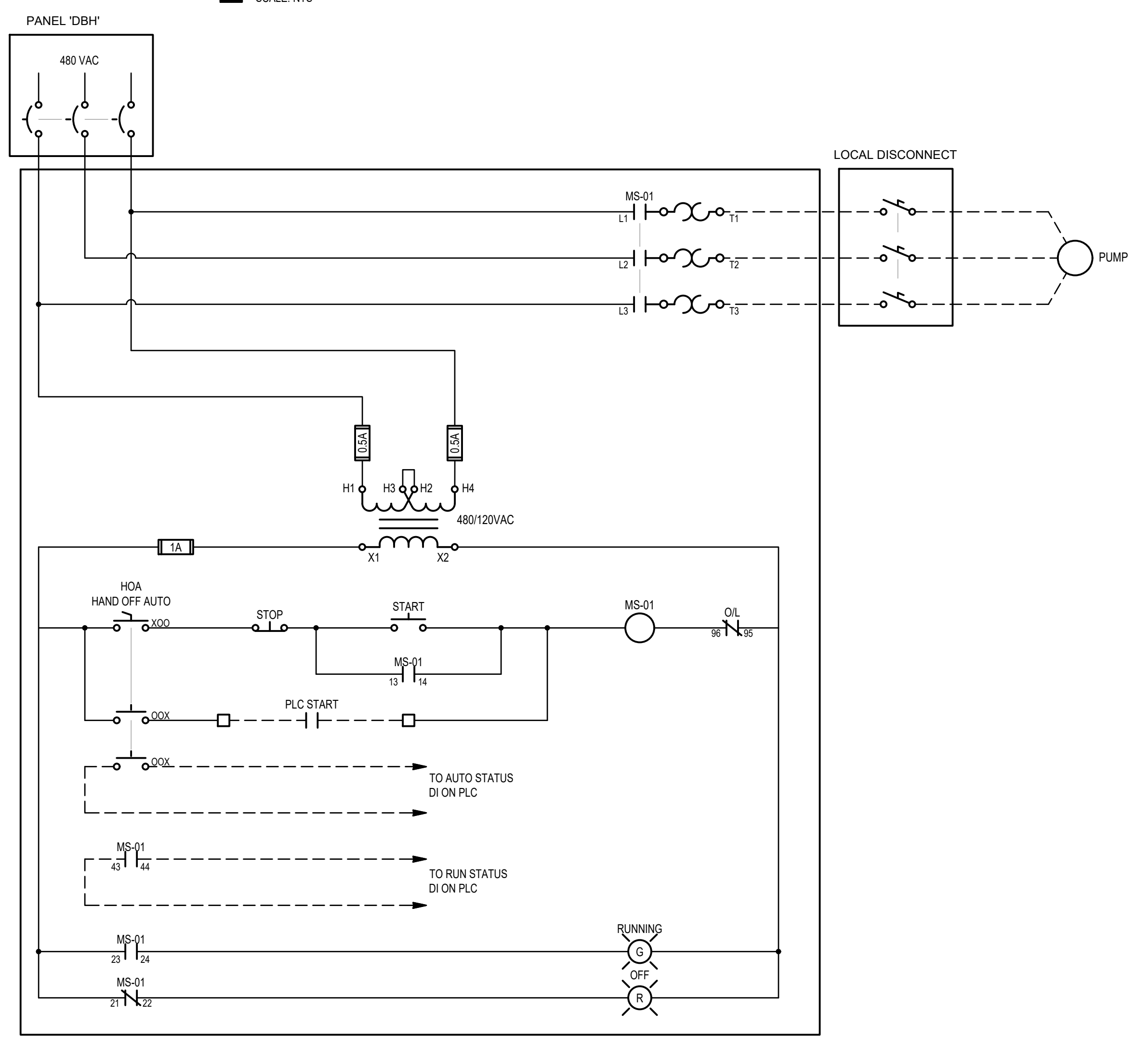


1 VFD SCHEMATIC
SCALE: NTS

INSTRUMENT/EQUIPMENT TAG	SERVICE	CONNECTION TO	CONDUCTORS / CABLE
PSH-101	SYSTEM DISCHARGE PRESSURE HIGH		
	HIGH PRESSURE	CONTROL PANEL	2#14
PSL-101	SYSTEM DISCHARGE PRESSURE LOW		
	LOW PRESSURE	CONTROL PANEL	2#14
PIT-101	SYSTEM DISCHARGE PRESSURE		
	PRESSURE	CONTROL PANEL	1#18TSP
FE-101	SYSTEM FLOW ELEMENT		
	FLOW SIGNAL	FIT-101	MFR. POWER & SIG
FIT-101	SYSTEM FLOW TRANSMITTER		
	INSTANTANEOUS FLOW & FLOW TOTAL	CONTROL PANEL	1#CAT5E
P-101 DISCONNECT	PUMP 1 DISCONNECT		
	EARLY BREAK	CONTROL PANEL	2#14
VFD-01	PUMP 1 VFD		
	CONTROL/STATUS	CONTROL PANEL	1#CAT5E
	OVERPRESSURE	CONTROL PANEL	2#14
P-102 DISCONNECT	PUMP 2 DISCONNECT		
	EARLY BREAK	CONTROL PANEL	2#14
VFD-02	PUMP 2 VFD		
	CONTROL/STATUS	CONTROL PANEL	1#CAT5E
	OVERPRESSURE	CONTROL PANEL	2#14
P-103 DISCONNECT	PUMP 3 DISCONNECT		
	EARLY BREAK	CONTROL PANEL	2#14
VFD-03	PUMP 3 VFD		
	CONTROL/STATUS	CONTROL PANEL	1#CAT5E
	OVERPRESSURE	CONTROL PANEL	2#14
MS-01	JOCKEY PUMP MOTOR STARTER		
	CONTROL/STATUS	CONTROL PANEL	8#14



2 NETWORK DIAGRAM
SCALE: NTS



3 ENCLOSED NON-REVERSING STARTER SCHEMATIC
SCALE: NTS

LEGEND	
— c — c — c —	(E) COPPER ETHERNET
— c — c — c —	(N) COPPER ETHERNET

NO.	REVISION	BY	DATE	DESIGN
	100% REVIEW		02/15/23	CB
				DRAWN
				CB
				CHECKED
				JB
				APPROVED
				JB

PROFESSIONAL ENGINEER
REG. NO. 1881
STATE OF IDAHO
D. J. BARRITT, P.E.

DC ENGINEERING
Careful listening. Dynamic solutions.
www.dceengineering.net
Phone: 208.288.2181 Project: 22CSE03

CLEAR SOLUTIONS ENGINEERING
1151 EAST IRON EAGLE DRIVE
EAGLE, ID 83616 (208) 608-3080

CITY OF MCCALL
DAVIS BEACH INTAKE STATION UPGRADES
ELECTRICAL DETAILS

VERIFY SCALE	
BAR IS ONE INCH ON FULL SIZE DRAWING	1"
PROJECT :	101.060
DATE :	2/15/2023
SHEET NO.	E2.00

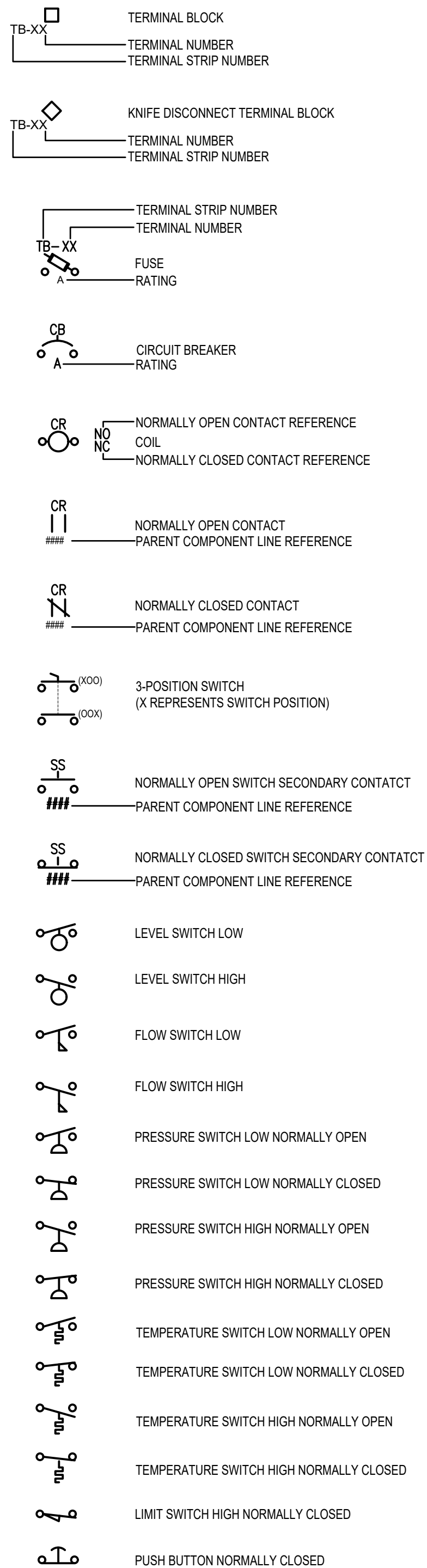
CONTROL SYMBOL LEGEND

LEGEND IS GENERAL IN NATURE. NOT ALL OF THE SYMBOLS SHOWN ARE USED IN THIS PROJECT

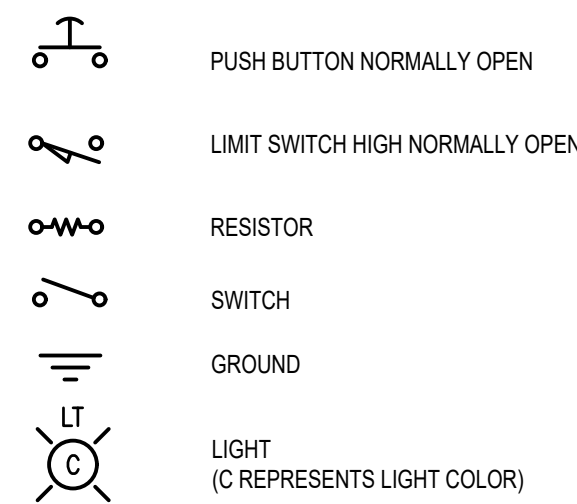
ABBREVIATIONS

A	AMPERES
AHJ	AUTHORITY HAVING JURISDICTION
AM	AMBER
AWG	AMERICAN WIRE GAUGE
C	CONDUIT
CB	CIRCUIT BREAKER
CO	CONDUIT ONLY, PROVIDE PULL-LINE
CR	CONTROL RELAY
CV	CONTROL VALVE
DC	DIRECT CURRENT
DET	DETAIL
E	EMERGENCY/CRITICAL CARE
(E)	EXISTING
F	FUSE
FVNR	FULL VOLTAGE NON-REVERSING
G/GND	GROUND
GN	GREEN
HH	HANDHOLE
HMI	HUMAN MACHINE INTERFACE
HOA	HAND OFF AUTO
HVAC	HEATING, VENTILATING, & AIR CONDITIONING
I	IONIZATION
ID	INDUCT
IC	INTERRUPTING CAPACITY
IG	ISOLATED GROUND
I/O	INPUT/OUTPUT
IP	INTERNET PROTOCOL ADDRESS
JJB	JUNCTION BOX
KW	KILOWATT
KWH	KILOWATT HOUR
LOC	LOCATION
LT	LIGHT
M	MAGNETIC CONTACTOR COIL
MB	MAIN BREAKER
MCC	MOTOR CONTROL CENTER
MFG	MANUFACTURER
MS	MOTOR STARTER
MH	MANHOLE
N	NEUTRAL
NC	NORMALLY CLOSED
NEC	NATIONAL ELECTRICAL CODE
NET	NETWORK
NIC	NOT IN CONTRACT
NO	NORMALLY OPEN
NTS	NOT TO SCALE
OIL	OVERLOAD
OFCl	OWNER FURNISHED CONTRACTOR INSTALLED
PE	PHOTO EYE
PC	COMPUTER
PLC	PROGRAMMABLE LOGIC CONTROLLER
P/N	PART NUMBER
PS	POWER SUPPLY
PVC	POLYVINYL CHLORIDE
QTY	QUANTITY
(R)	RELOCATED
RE	RED
SCADA	SUPERVISORY CONTROL AND DATA ACQUISITION
SPST	SINGLE POLE SINGLE THROW
SS	SOFT START
SU	SURGE SUPPRESSOR
TB	TERMINAL BLOCK/STRIP
TDR	TIME DELAY RELAY
TJB	TERMINAL JUNCTION BOX
TSP	TWISTED SHIELDED PAIR
TTB	TELEPHONE TERMINAL BOARD
TYP	TYPICAL
UH	UNIT HEATER
UNO	UNLESS NOTED OTHERWISE
UPS	UNIVERSAL POWER SUPPLY
V	VOLT
VA	VOLT AMPERE
VAC	ALTERNATING CURRENT VOLTAGE
VDC	DIRECT CURRENT VOLTAGE
VFD	VARIABLE FREQUENCY DRIVE
WG	PROVIDE PROTECTIVE WIRE GUARD
WP	WEATHER PROOF/NEMA 3R
XFMR	TRANSFORMER

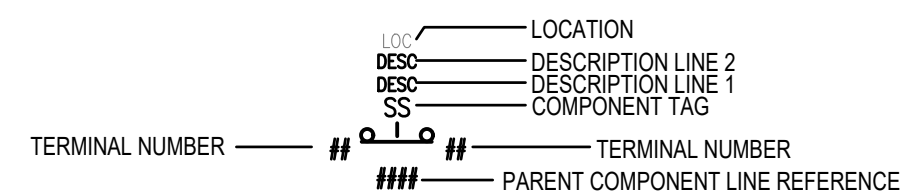
CONTROL SCHEMATIC SYMBOLS



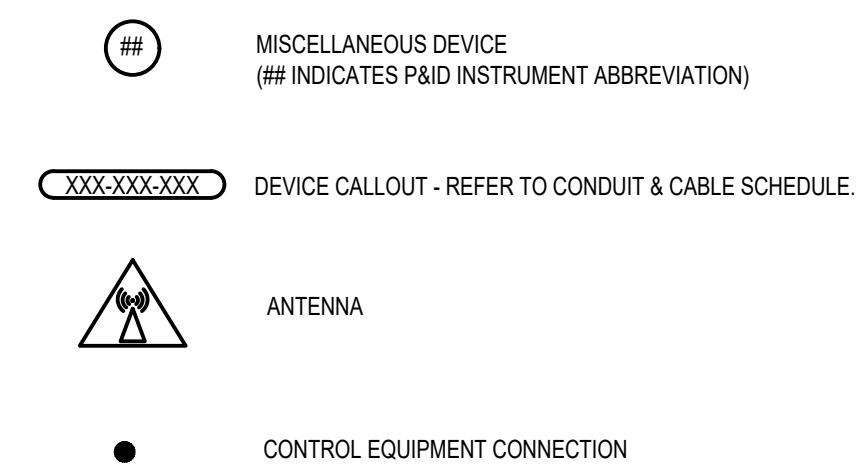
CONTROL SCHEMATIC SYMBOLS CONTINUED



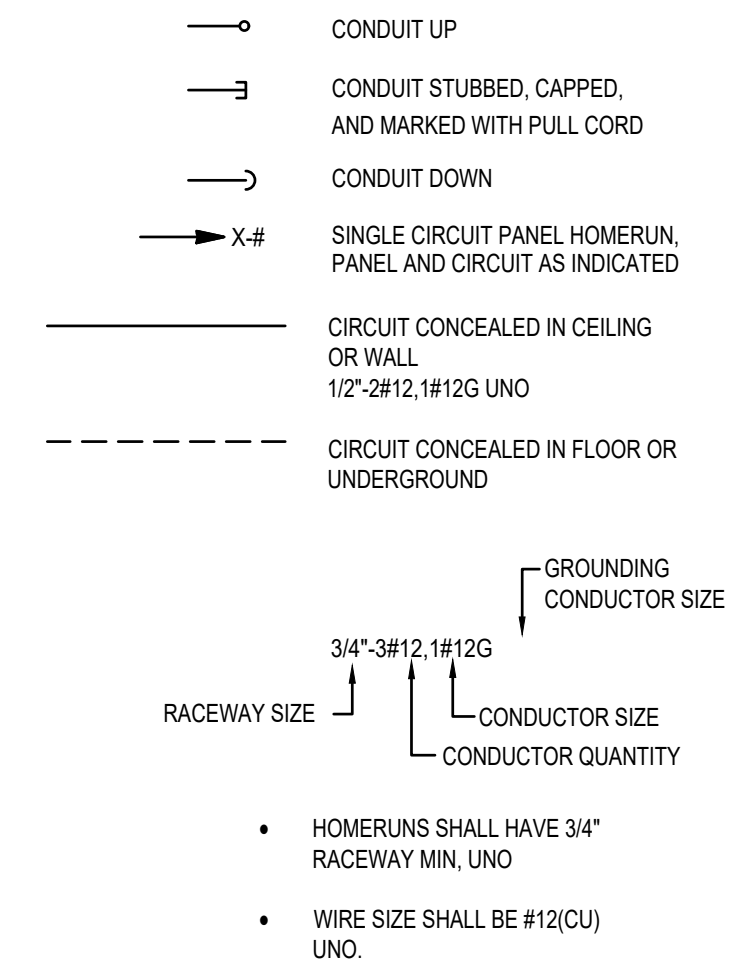
CONTROL SCHEMATIC SYMBOL TYPICAL ATTRIBUTE DEFINITIONS



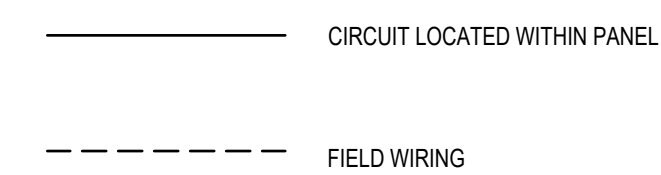
PLAN SYMBOLS



CIRCUITING SYMBOLS



PANEL CIRCUITING SYMBOLS




PROJECT GENERAL NOTES

- ALL CONTROL EQUIPMENT AND SYSTEMS SHALL BE INSTALLED IN ACCORDANCE WITH THE NATIONAL ELECTRICAL CODE, UNIFORM FIRE CODE, AND ALL OTHER STATE AND LOCAL CODES. CONTRACTOR SHALL IMMEDIATELY NOTIFY ENGINEER IN WRITING IF PORTIONS OF THE DESIGN SET OR FIELD CONDITIONS DO NOT MEET REQUIRED CODES.
- PLC AND HMI SOFTWARE PROGRAMMING IS PROVIDED BY THE OWNER UNDER A SEPARATE CONTRACT. THE CONTRACTOR SHALL INCLUDE A MINIMUM OF 6 HOURS START UP ASSISTANCE TO THE PROGRAMMER TO RESOLVE CONFLICTS BETWEEN EXISTING HARDWARE AND HARDWARE PROVIDED UNDER THIS PROJECT. THE CONTRACTOR SHALL BE ON SITE AND AVAILABLE TO WORK WITH THE PROGRAMMER TO PERFORM SYSTEM TESTING, CALIBRATIONS AND COMMISSIONING ASSISTANCE DURING THIS TIME.
- INSTRUMENTATION DEVICES, WIRING, TERMINATIONS AND LOOP TESTING WILL BE CONDUCTED BY THE CONTRACTOR AND VERIFIED BY THE ENGINEER OR HIS REPRESENTATIVE PRIOR TO START UP. PROVIDE THE ENGINEER A MINIMUM OF TWO DAYS NOTICE PRIOR TO TESTING SO ARRANGEMENTS CAN BE MADE FOR VERIFICATION PERSONNEL TO BE ON SITE.

SHEET INDEX

- E10.00 CONTROLS COVER SHEET & SYMBOL LEGEND
- E10.01 CONTROLS LEGEND CONTINUED
- E10.02 CONTROLS SPECIFICATIONS
- E10.03 CONTROLS SPECIFICATIONS
- E10.10 P&ID

NO.	REVISION	BY	DATE	DESIGN
	100% REVIEW		02/15/23	EK
				DRAWN
				EK
				CHECKED
				RM
				APPROVED
				RM



CITY OF MCCALL
DAVIS BEACH INTAKE STATION UPGRADES
CONTROLS COVER SHEET &
SYMBOL LEGEND

VERIFY SCALE	
BAR IS ONE INCH ON FULL SIZE DRAWING 1"	
PROJECT :	101.060
DATE :	2/15/2023
SHEET NO.	E10.00

CONTROL SYMBOL LEGEND

LEGEND IS GENERAL IN NATURE. NOT ALL OF THE SYMBOLS SHOWN ARE USED IN THIS PROJECT

HMI/SCADA POINT		PROCESS & INSTRUMENTATION SYMBOLS		PROCESS & INSTRUMENTATION SYMBOLS		PROCESS & INSTRUMENTATION SYMBOLS		P&ID ABBREVIATIONS			
<p>1 - INSTRUMENT TAG 2 - LOOP 3 - FUNCTION 4 - DESCRIPTION 5 - POINT NUMBER 6 - LOCATION</p>		<p>VALVES</p> <p>GATE VALVE</p> <p>BALL VALVE</p> <p>BUTTERFLY VALVE</p> <p>THREE WAY VALVE</p> <p>FOUR WAY VALVE</p> <p>AIR RELIEF VALVE</p> <p>ANGLE VALVE</p> <p>DIAPHRAGM VALVE</p> <p>GLOBE VALVE</p> <p>SWING CHECK VALVE</p> <p>GENERAL SPRING LOADED VALVE</p> <p>BACKPRESSURE REG EXTERNAL TAP</p> <p>BACKPRESSURE REG SELF CONTAINED</p> <p>PRESSURE REDUCING EXTERNAL PRESSURE TAP</p> <p>PRESSURE REDUCING SELF CONTAINED</p> <p>PRESSURE REGULATOR VALVE</p> <p>PRESSURE RELIEF VALVE</p> <p>KNIFE GATE</p> <p>SLIDE GATE</p> <p>STOP GATE</p> <p>SLUICE GATE</p> <p>WEIR GATE</p>		<p>PUMPS</p> <p>PUMP</p> <p>SUBMERSIBLE PUMP</p> <p>CHEMICAL METERING PUMP</p> <p>GEAR PUMP</p> <p>DIAPHRAGM PUMP</p> <p>RECIPROCATING PUMP</p> <p>POSITIVE CAVITY/ POSITIVE DISPLACEMENT</p> <p>VERTICAL TURBINE PUMP</p> <p>MISCELLANEOUS</p> <p>BLOWER FAN</p> <p>CENTRIFUGAL SINGLE-STAGE</p> <p>CENTRIFUGAL MULTI-STAGE</p> <p>RECIPROCATING COMPRESSOR</p> <p>COMPRESSOR SCREW</p> <p>HEAT EXCHANGER</p> <p>HORN</p> <p>MIXER</p> <p>GAUGE</p> <p>THERMOMETER</p> <p>FLOW METERS</p> <p>MAGNETIC FLOW METER</p> <p>PROPELLER FLOW METER</p> <p>VORTEX FLOW METER</p> <p>V-CONE FLOW METER</p> <p>FLOW NOZZLE</p> <p>PADDLE WHEEL FLOW METER</p>		<p>ACTUATOR SYMBOLS</p> <p>ACTUATOR DIAPHRAGM</p> <p>ELECTRIC DISCRETE</p> <p>ELECTRIC MODULATING</p> <p>PNEUMATIC DISCRETE</p> <p>PNEUMATIC MODULATING</p> <p>SOLENOID</p> <p>TEMPERATURE INSTRUMENTS</p> <p>TEMPERATURE SWITCH</p> <p>TEMPERATURE TRANSMITTER</p> <p>PRESSURE INSTRUMENTS</p> <p>PRESSURE SWITCH</p> <p>PRESSURE TRANSMITTER</p> <p>MISCELLANEOUS INSTRUMENTS</p> <p>SELECTOR SWITCH</p> <p>E-STOP</p> <p>LIGHT, C INDICATES COLOR. R - RED A - AMBER</p> <p>MISCELLANEOUS SYMBOLS</p> <p>REVISION TAG</p> <p>CONTINUATION TAG</p>		<p>A</p> <p>AAH ANALYSIS ALARM HIGH AAL ANALYSIS ALARM LOW ACV ANALOG CONTROL VALVE AE ANALYSIS ELEMENT AI ANALYSIS INDICATION AIT ANALYSIS TRANSMITTER ASDH ANALYSIS SHUTDOWN HIGH ASDL ANALYSIS SHUTDOWN LOW ASH ANALYSIS SWITCH HIGH ASL ANALYSIS SWITCH LOW</p> <p>B</p> <p>BC BURNER CONTROLLER BAH BURNER ALARM HIGH BAL BURNER ALARM LOW BS BURNER SWITCH BSH BURNER SWITCH HIGH BSL BURNER SWITCH LOW</p> <p>C</p> <p>CFA COMMON FAULT ALARM COR CORROSIOMETER CV CONTROL VALVE</p> <p>E</p> <p>ES ELECTRICAL SWITCH ESD EMERGENCY SHUTDOWN STATION ESDV EMERGENCY SHUTDOWN VALVE</p> <p>F</p> <p>FAH FLOW ALARM HIGH FAHH FLOW ALARM HIGH HIGH FAL FLOW ALARM LOW FALL FLOW ALARM LOW LOW FC FAIL CLOSE FCV FLOW CONTROL VALVE FE FLOW ELEMENT FFA FLAME FAILURE ALARM FFSD FLAME FAILURE SHUTDOWN FI FLOW INDICATOR FIC FLOW INDICATOR CONTROLLER FIT FLOW INDICATOR TRANSMITTER FO FAIL OPEN FQ FLOW INDICATOR TOTAL FQI FLOW INDICATOR WITH TOTALIZER FR FLOW RECORDER FRC FLOW RECORDER CONTROLLER FRT FLOW RECORDER TRANSMITTER FS FLOW SWITCH FSDH FLOW SHUTDOWN HIGH FSDL FLOW SHUTDOWN LOW FSH FLOW SWITCH HIGH FSL FLOW SWITCH LOW FT FLOW TRANSMITTER</p> <p>H</p> <p>H HYDRAULIC HAA SCADA HAND/OFF/REMOTE HAO SCADA OPEN/CLOSE HAP SCADA EMERGENCY STOP HAR SCADA RESET HAS SCADA SPEED SETPOINT HAT SCADA START/STOP HMV HYDRAULIC MOTOR OPERATED VALVE HS HAND SWITCH HSA LOCAL/OFF/REMOTE SWITCH HSLR LOCAL-OFF-REMOTE SWITCH HSS START-STOP SWITCH</p> <p>I</p> <p>I CURRENT SIGNAL I/F INTERFACE II CURRENT INDICATOR IIT CURRENT INDICATING TRANSMITTER IT CURRENT TRANSMITTER IS CURRENT SWITCH ISL CURRENT SWITCH LOW ISH CURRENT SWITCH HIGH IY CURRENT TRANSDUCER</p> <p>K</p> <p>KI CLOCK/TIMER/ELAPSED TIME</p> <p>L</p> <p>LA LEVEL ALARM LAH LEVEL ALARM HIGH LAHH LEVEL ALARM HIGH HIGH LAL LEVEL ALARM LOW LALL LEVEL ALARM LOW LOW LC LEVEL CONTROLLER LCV LEVEL CONTROL VALVE LE LEVEL ELEMENT LI LEVEL INDICATOR LIC LEVEL INDICATOR CONTROLLER LIT LEVEL INDICATOR TRANSMITTER LLH LIQUID LEVEL HIGH LLL LIQUID LEVEL LOW LS LEVEL SWITCH LSDH LEVEL SHUTDOWN HIGH LSDL LEVEL SHUTDOWN LOW LSH LEVEL SWITCH HIGH LSL LEVEL SWITCH LOW LSHH LEVEL SWITCH HIGH HIGH LSLL LEVEL SWITCH LOW LOW LT LEVEL TRANSMITTER</p> <p>M</p> <p>MAH MOISTURE ALARM HIGH MAHH MOISTURE ALARM HIGH HIGH MAL MOISTURE ALARM LOW MALL MOISTURE ALARM LOW LOW ME MOISTURE ELEMENT MT MOISTURE TRANSMITTER MIT MOISTURE INDICATING TRANSMITTER MS MOTOR STARTER MSH MOISTURE SWITCH HIGH</p> <p>N</p> <p>NC NORMALLY CLOSED NO NORMALLY OPEN</p> <p>P</p> <p>P PNEUMATIC SIGNAL PAH PRESSURE ALARM HIGH PAHH PRESSURE ALARM HIGH HIGH PAL PRESSURE ALARM LOW PALL PRESSURE ALARM LOW LOW PB PUSHBUTTON PBST START PUSH BUTTON PBSP STOP PUSH BUTTON PBOP OPEN PUSH BUTTON PBCL CLOSE PUSH BUTTON PBON ON PUSH BUTTON PBOF OFF PUSH BUTTON PBES EMERGENCY STOP PUSH BUTTON PBR RESET PUSH BUTTON PC PRESSURE CONTROLLER PCV PRESSURE CONTROL VALVE PDA PRESSURE DIFFERENTIAL ALARM PDAH PRESSURE DIFFERENTIAL ALARM HIGH PDAL PRESSURE DIFFERENTIAL ALARM LOW PDI PRESSURE DIFFERENTIAL INDICATOR PDIC PRESSURE DIFFERENTIAL INDICATOR CONTROLLER PDS PRESSURE DIFFERENTIAL SWITCH PDSH PRESSURE DIFFERENTIAL SWITCH HIGH PDSL PRESSURE DIFFERENTIAL SWITCH LOW PE PRESSURE ELEMENT PI PRESSURE INDICATOR PIC PRESSURE INDICATOR CONTROLLER PIT PRESSURE INDICATOR TRANSMITTER PJI MULTIPPOINT PRESSURE INDICATOR PJR MULTIPPOINT PRESSURE RECORDER PL PILOT LIGHT POV PNEUMATICALLY OPERATED VALVE PRV PRESSURE REGULATING VALVE PSDH PRESSURE SHUTDOWN HIGH PSDL PRESSURE SHUTDOWN LOW PSH PRESSURE SWITCH HIGH PSHH PRESSURE SWITCH HIGH HIGH PSL PRESSURE SWITCH LOW PSLL PRESSURE SWITCH LOW LOW PSP SCADA PRESSURE SETPOINT PT PRESSURE TRANSMITTER</p> <p>R</p> <p>RTD RESISTANCE TEMPERATURE DETECTOR RTU REMOTE TERMINAL UNIT</p> <p>S</p> <p>S SOLENOID SAH SPEED ALARM HIGH SAL SPEED ALARM LOW SC SAMPLE CONNECTION SD SHUTDOWN PANEL SI SPEED INDICATOR SIR SPEED RECORDER SS SOFT START ST SPEED TRANSMITTER SSH SPEED SWITCH HIGH SSL SPEED SWITCH LOW SV SOLENOID VALVE</p> <p>T</p> <p>TAH TEMPERATURE ALARM HIGH TAHH TEMPERATURE ALARM HIGH HIGH TAL TEMPERATURE ALARM LOW TALL TEMPERATURE ALARM LOW LOW TC TEMPERATURE CONTROLLER TCV TEMPERATURE CONTROL VALVE TD TIME DELAY TDT DIFFERENTIAL TEMPERATURE TRANSMITTER TDIT DIFFERENTIAL TEMPERATURE INDICATING TRANSMITTER TDI DIFFERENTIAL TEMPERATURE INDICATOR TDS DIFFERENTIAL TEMPERATURE SWITCH TDSL DIFFERENTIAL TEMPERATURE SWITCH LOW TDSH DIFFERENTIAL TEMPERATURE SWITCH HIGH TDAL DIFFERENTIAL TEMPERATURE ALARM LOW TDAH DIFFERENTIAL TEMPERATURE ALARM HIGH TDCV DIFFERENTIAL TEMPERATURE CONTROL VALVE TE TEMPERATURE MEASURING ELEMENT TH THERMOSTAT TI TEMPERATURE INDICATOR TIC TEMPERATURE INDICATOR CONTROLLER TIT TEMPERATURE INDICATOR TRANSMITTER TJI MULTIPPOINT TEMPERATURE INDICATOR/THERMOCOUPLE TR TEMPERATURE RECORDER TRC TEMPERATURE RECORDER CONTROLLER TRT TEMPERATURE RECORDER TRANSMITTER TSDH TEMPERATURE SHUTDOWN HIGH TSDL TEMPERATURE SHUTDOWN LOW TSH TEMPERATURE SWITCH HIGH TSL TEMPERATURE SWITCH LOW TSP SCADA TEMPERATURE SETPOINT TT TEMPERATURE TRANSMITTER TW THERMOWELL</p> <p>V</p> <p>VAH VIBRATION ALARM HIGH VE VIBRATION ELEMENT VFD VARIABLE FREQUENCY DRIVE VSDH VIBRATION SHUTDOWN HIGH VSH VIBRATION SWITCH HIGH VT VIBRATION TRANSMITTER</p> <p>W</p> <p>WAH WEIGHT ALARM HIGH WAHH WEIGHT ALARM HIGH HIGH WAL WEIGHT ALARM LOW WALL WEIGHT ALARM LOW LOW WE WEIGHT ELEMENT WI WEIGHT INDICATOR WIT WEIGHT INDICATING TRANSMITTER WS WEIGHT SWITCH WSH WEIGHT SWITCH HIGH WSHH WEIGHT SWITCH HIGH HIGH WSL WEIGHT SWITCH LOW WSLL WEIGHT SWITCH LOW LOW WT WEIGHT TRANSMITTER</p> <p>Y</p> <p>YA STATUS ALARM YR STATUS RUNNING</p> <p>Z</p> <p>ZCL POSITION CLOSED ZE POSITION ELEMENT ZIT POSITION INDICATING TRANSMITTER ZI POSITION INDICATOR ZL POSITION LIGHT ZOP POSITION OPEN ZS POSITION SWITCH ZSP SCADA POSITION SETPOINT ZT POSITION TRANSMITTER</p>		<p>PLC I/O POINT</p> <p>1 - INSTRUMENT TAG 2 - LOOP 3 - I/O TYPE 4 - ADDRESS 5 - DESCRIPTION 6 - DESCRIPTION</p> <p>PRIMARY POWER DEVICE</p> <p>1 - DEVICE TAG 2 - LOOP 3 - TYPE 4 - DESCRIPTION 5 - VOLTAGE 6 - LOCATION</p> <p>INSTRUMENT/CONTROL ELEMENT PRIMARY OPERATED</p> <p>1 - INSTRUMENT TAG 2 - LOOP 3 - FUNCTION 4 - DESCRIPTION 5 - DESCRIPTION 6 - LOCATION</p> <p>FIELD INSTRUMENT PRIMARY ELEMENT</p> <p>1 - INSTRUMENT TAG 2 - LOOP 3 - FUNCTION 4 - DESCRIPTION 5 - DESCRIPTION 6 - LOCATION</p> <p>PRIMARY FIELD EQUIPMENT POWERED</p> <p>1 - INSTRUMENT TAG 2 - LOOP 3 - FUNCTION 4 - DESCRIPTION 5 - FURNISHED BY 6 - LOCATION</p> <p>INSTRUMENT LINE SYMBOLS</p> <p>--- COPPER ETHERNET</p> <p>--- DATA LINK</p> <p>--- DEVICENET</p> <p>--- FIBER</p> <p>--- MODBUS</p> <p>--- HYDRAULIC</p> <p>--- PNEUMATIC</p> <p>--- PROFIBUS</p> <p>--- WIRELESS</p> <p>--- ELECTRIC CONNECT</p> <p>--- CHANNEL - PRIMARY</p> <p>--- CHANNEL - SECONDARY</p> <p>--- PIPE - PRIMARY</p> <p>--- PIPE - SECONDARY</p>	

NO.	REVISION	BY	DATE	DESIGN
	100% REVIEW		02/15/23	EK
				DRAWN
				EK
				CHECKED
				RM
				APPROVED
				RM



CITY OF MCCALL
DAVIS BEACH INTAKE STATION UPGRADES
CONTROLS LEGEND CONTINUED

VERIFY SCALE	
BAR IS ONE INCH ON FULL SIZE DRAWING	1"
PROJECT :	101.060
DATE :	2/15/2023
SHEET NO.	E10.01

PART 1 GENERAL

- 1.01 SUBMITTALS
 A. ACTION SUBMITTALS:
 1. ENCLOSURES.
 2. TERMINAL JUNCTION BOX.
 3. CONDUCTORS, CABLES AND ACCESSORIES
 4. PUSHBUTTONS, INDICATING LIGHTS, AND SELECTOR SWITCHES.
 5. PRESSURE MEASUREMENT
 6. LEVEL MEASUREMENT
 7. FLOW MEASUREMENT
 8. LIQUID ANALYTIC MEASUREMENT
 9. CONTROL PANELS
 10. SCADA SOFTWARE AND HARDWARE
 B. INFORMATIONAL SUBMITTALS:
 1. FACTORY TEST REPORTS.
 2. FIELD TEST REPORTS.
 3. OPERATION AND MAINTENANCE DATA:
 a. PROVIDE FOR ALL EQUIPMENT, AS WELL AS EACH DEVICE HAVING FEATURES THAT CAN REQUIRE ADJUSTMENT, CONFIGURATION, OR MAINTENANCE.
 b. MINIMUM INFORMATION SHALL INCLUDE MANUFACTURER'S PREPRINTED INSTRUCTION MANUAL, ONE COPY OF THE APPROVED SUBMITTAL INFORMATION FOR THE ITEM, TABULATION OF ANY SETTINGS, AND COPIES OF ANY TEST REPORTS.
 1.02 APPROVAL BY AUTHORITY HAVING JURISDICTION
 A. PROVIDE THE WORK IN ACCORDANCE WITH NFPA 70, NATIONAL ELECTRICAL CODE (NEC). WHERE REQUIRED BY THE AUTHORITY HAVING JURISDICTION (AHJ), MATERIAL AND EQUIPMENT SHALL BE LABELED OR LISTED BY A NATIONALLY RECOGNIZED TESTING LABORATORY OR OTHER ORGANIZATION ACCEPTABLE TO THE AHJ, IN ORDER TO PROVIDE A BASIS FOR APPROVAL UNDER THE NEC.
 B. MATERIALS AND EQUIPMENT MANUFACTURED WITHIN THE SCOPE OF THE STANDARDS PUBLISHED BY THE UNDERWRITERS LABORATORIES, INC. SHALL CONFORM TO THOSE STANDARDS AND SHALL HAVE AN APPLIED UL LISTING MARK OR LABEL.
 1.03 ENVIRONMENTAL CONDITIONS
 A. UNLESS OTHERWISE SPECIFIED, EQUIPMENT AND MATERIALS SHALL NOT BE SIZED AND DE-RATED FOR THE AMBIENT CONDITIONS BUT NOT LESS THAN AN AMBIENT TEMPERATURE OF 40 DEGREES C AT AN ELEVATION OF 3000 FEET WITHOUT EXCEEDING THE MANUFACTURER'S STATED TOLERANCES.
 B. PROVIDE INSTRUMENTS SUITABLE FOR THE INSTALLED SITE CONDITIONS INCLUDING, BUT NOT LIMITED TO, MATERIAL COMPATIBILITY, SITE ALTITUDE, PROCESS AND AMBIENT TEMPERATURE AND HUMIDITY CONDITIONS.
 1.05 FUNCTIONAL SYSTEM
 A. FURNISH AND INSTALL A COMPLETE CONTROL SYSTEM AS DEPICTED ON THE CONTROLS DRAWINGS. NOT ALL APPURTENANCES ARE INDICATED FOR A COMPLETE AND FUNCTIONAL SYSTEM AND THIS MUST BE INCLUDED IN THE CONTRACTOR'S BID.
 B. IF THERE APPEARS TO BE IN CONFLICT WITH THE DRAWINGS, INCONSISTENCIES WITH DESIGN OR INTENT, OR NEED FOR CLARIFICATIONS. IT IS THE CONTRACTOR'S RESPONSIBILITY TO REQUEST CLARIFICATIONS IN WRITING PRIOR TO BID. IF THE CONTRACTOR FAILS TO CLARIFY QUESTIONS OR INCONSISTENCIES THEY ACCEPT RESPONSIBILITY TO CORRECT AT THEIR COST ANY SUCH ITEM TO MEET PROJECT INTENT.
 1.06 EXTRA MATERIALS
 A. FURNISH, TAG, AND BOX FOR SHIPMENT AND STORAGE THE FOLLOWING SPARE PARTS AND SPECIAL TOOLS:
 1. FUSES, 0 TO 10 AMPS; FIVE OF EACH TYPE AND EACH CURRENT RATING INSTALLED.
 2. DESSICANT FILTERS: TWO SPARE FILTER SETS FOR EACH TRANSMITTER WHERE FILTERS ARE USED.

PART 2 PRODUCTS

- 2.01 GENERAL
 A. PRODUCTS SHALL COMPLY WITH ALL APPLICABLE PROVISIONS OF NFPA 70.
 B. LIKE ITEMS OF EQUIPMENT: END PRODUCTS OF ONE MANUFACTURER IN ORDER TO ACHIEVE STANDARDIZATION FOR APPEARANCE, OPERATION, MAINTENANCE, SPARE PARTS, AND MANUFACTURER'S SERVICE.
 C. EQUIPMENT FINISH:
 1. MANUFACTURER'S STANDARD FINISH COLOR, EXCEPT WHERE SPECIFIC COLOR IS INDICATED.
 2.02 ENCLOSURES
 A. FINISH: SHEET METAL STRUCTURAL AND ENCLOSURE PARTS SHALL BE COMPLETELY PAINTED USING AN ELECTRODEPOSITION PROCESS SO INTERIOR AND EXTERIOR SURFACES AS WELL AS BOLTED STRUCTURAL JOINTS HAVE A COMPLETE FINISH COAT ON AND BETWEEN THEM.
 B. COLOR: MANUFACTURER'S STANDARD COLOR (GRAY) BAKED-ON ENAMEL, UNLESS OTHERWISE SHOWN.
 C. ENCLOSURE SELECTIONS: EXCEPT AS SHOWN OTHERWISE, PROVIDE ELECTRICAL ENCLOSURES ACCORDING TO THE FOLLOWING:
 1. INDOOR – DRY ENVIRONMENT – FINISHED – NEMA 250, TYPE 12
 2. INDOOR – INDUSTRIAL USE – UNFINISHED – NEMA 250, TYPE 12
 3. OUTDOOR – ANY FINISH – NEMA 250, TYPE 3R
 4. INDOOR AND OUTDOOR – WET AND/OR CORROSIVE – WHERE APPLICABLE – TYPE 4X; 304 STAINLESS STEEL.
 D. MANUFACTURERS:
 1. HOFFMAN
 2. RITAL
 2.03 TERMINAL JUNCTION BOX
 A. COVER: HINGED, UNLESS NOTED OTHERWISE.
 B. INTERIOR FINISH: PAINT WITH WHITE ENAMEL OR LACQUER.
 C. TERMINAL BLOCKS:
 1. SEPARATE CONNECTION POINT FOR EACH CONDUCTOR ENTERING OR LEAVING BOX.
 2. SPARE TERMINAL POINTS: 25 PERCENT MINIMUM.
 2.04 TERMINAL BLOCKS
 A. TYPE: UL 1059. IEC COMPRESSION SCREW CLAMP, WITH CURRENT BAR PROVIDING DIRECT CONTACT WITH WIRE AND YOKE, WITH INDIVIDUAL RAIL MOUNTED TERMINALS. MARKING SYSTEM SHALL PERMIT USE OF PREPRINTED OR FIELD-MARKED TAGS.

- B. YOKES AND CLAMPING SCREWS: ZINC-PLATED, HARDENED STEEL.
 C. RATING: 600VAC.
 D. MANUFACTURERS:
 1. ALLEN BRADLEY.
 2. WEIDMULLER, INC.
 3. ENTRELEC.
 2.05 CONDUCTORS, CABLES, AND ACCESSORIES
 A. CONDUCTORS 600 VOLTS AND BELOW:
 1. CONFORM TO APPLICABLE REQUIREMENTS OF NEMA WC 71, WC 72 AND WC 74.
 2. CONDUCTOR TYPE:
 a. ALL CIRCUITS STRANDED COPPER.
 3. INSULATION: TYPE THHN/THWN
 4. SUITABLE FOR INSTALLATION IN OPEN AIR, IN CABLE TRAYS OR CONDUIT
 5. MINIMUM TEMPERATURE RATING: 90 DEGREES C DRY LOCATIONS, 75 DEGREES C WET LOCATIONS.
 6. OVERALL OUTER JACKET: PVC, FLAME-RETARDANT, SUNLIGHT AND OIL RESISTANT.
 7. TYPE TSP: NO. 18 AWG, TWISTED, SHIELDED PAIR, INSTRUMENTATION CABLE.
 SINGLE PAIR, DESIGNED FOR NOISE REJECTION FOR PROCESS CONTROL, COMPUTER OR DATA LOG APPLICATIONS MEETING NEMA WC 55 REQUIREMENTS.
 a. OUTER JACKET: 45 MILS NOMINAL THICKNESS.
 b. INDIVIDUAL PAIR SHIELD: 1.35 MILS, DOUBLE-FACED ALUMINUM/SYNTHETIC POLYMER OVERLAPPED TO PROVIDE 100 PERCENT COVERAGE.
 c. DIMENSION: 0.31-INCH NOMINAL OUTSIDE DIAMETER.
 d. CONDUCTORS:
 1) BARE SOFT ANNEALED COPPER, CLASS B, SEVEN-STRAND CONCENTRIC, MEETING REQUIREMENTS OF ASTM B8.
 2) 20 AWG, SEVEN-STRAND TINNED COPPER DRAIN WIRE
 3) INSULATION: 15 MILS NOMINAL PVC.
 4) JACKET: 4 MILS NOMINAL NYLON.
 5) COLOR CODE: PAIR CONDUCTORS BLACK AND RED.
 e. MANUFACTURERS:
 1) BELDEN
 2) OKONITE CO.
 B. ACCESSORIES:
 1. IDENTIFICATION DEVICES:
 a. SLEEVE-TYPE, PERMANENT, PVC, WHITE, WITH LEGIBLE MACHINE-PRINTED BLACK MARKINGS.
 b. MANUFACTURER AND PRODUCTS: RAYCHEM; TYPE TMS-SCE.
 2. CABLE TIES:
 a. NYLON, ADJUSTABLE, SELF-LOCKING AND REUSABLE.
 b. MANUFACTURER AND PRODUCT: THOMAS & BETTS; TY-RAP.
 3. HEAT SHRINKABLE INSULATION:
 a. THERMALLY STABILIZED, CROSSLINKED POLYOLEFIN.
 b. MANUFACTURER AND PRODUCT: BRADY, THOMAS & BETTS; SHRINK-KON.
 2.06 PUSHBUTTONS, INDICATING LIGHTS, AND SELECTOR SWITCHES
 A. TYPE: HEAVY-DUTY, OILTIGHT. PROVIDE CONTACT ARRANGEMENTS, COLORS, INSCRIPTIONS, AND FUNCTIONS AS SHOWN.
 B. CONTACT RATINGS: NEMA ICS 2, TYPE AB00.
 C. UNLESS OTHERWISE SHOWN, PROVIDE THE FOLLOWING FEATURES:
 1. SELECTOR SWITCH OPERATING LEVER: STANDARD.
 2. INDICATING LIGHTS: PUSH-TO-TEST, LED-TYPE.
 3. PUSHBUTTON COLOR:
 a. ON OR START: BLACK.
 b. OFF OR STOP: RED.
 4. PUSHBUTTONS AND SELECTOR SWITCHES LOCKABLE IN OFF POSITION WHERE INDICATED.
 D. LEGEND PLATE:
 1. MATERIAL: LAMINATED PLASTIC.
 2. ENGRAVING: INDICATING SPECIFIC FUNCTION, OR AS SHOWN.
 3. LETTER HEIGHT: 7/64 INCH.
 E. MANUFACTURERS AND PRODUCTS:
 1. ALLEN BRADLEY; TYPE 800H.
 2. GENERAL ELECTRIC CO.; TYPE CR 104P.
 3. SQUARE D CO.; TYPE T.
 4. EATON; TYPE 10250T.
 2.07 NAMEPLATES
 A. MATERIAL: LAMINATED PLASTIC.
 B. ATTACHMENT: ADHESIVE.
 C. COLOR: BLACK, ENGRAVED TO A WHITE CORE, OR AS SHOWN.
 D. NAMEPLATES SHALL BE PROVIDED ON ALL ELECTRICAL DEVICES, INCLUDING BUT NOT LIMITED TO CONTROL STATIONS, JUNCTION BOXES, PANELS, MOTOR STARTERS, INSTRUMENTS, DISCONNECT SWITCHES, INDICATING LIGHTS, METERS, AND ALL ELECTRICAL EQUIPMENT ENCLOSURES.
 E. NAMEPLATES SHALL ALSO BE PROVIDED ON ALL ELECTRICAL PANEL INTERIOR EQUIPMENT, INCLUDING BUT NOT LIMITED TO RELAYS, CIRCUIT BREAKERS, POWER SUPPLIES, TERMINALS, CONTRACTORS, AND OTHER DEVICES.
 F. EQUIPMENT NAMEPLATES SHALL HAVE BOTH THE EQUIPMENT NAME AND TAG NUMBER.
 G. LETTER HEIGHT:
 1. PUSHBUTTONS, SELECTOR SWITCHES, AND OTHER DEVICES: 1/8 INCH.
 2. EQUIPMENT AND PANELBOARDS: ¼ INCH.
 2.08 PRESSURE MEASUREMENT
 A. THE PRESSURE SENSOR SHALL BE AN EXTERNAL DEVICE MOUNTED AS RECOMMENDED BY THE MANUFACTURER'S INSTALLATION INSTRUCTIONS FOR OPTIMUM ACCURACY.
 B. DIAPHRAGM SEAL: WHERE INDICATED ON DRAWINGS OR AS THE PROCESS REQUIRES, TRANSMITTERS SHALL BE EQUIPPED WITH DIAPHRAGM SEALS, OR EQUAL PROTECTIVE PRESSURE OR VACUUM SENSING DEVICES. UNLESS OTHERWISE SHOWN, DIAPHRAGM SEALS SHALL BE PROVIDED ON ALL TRANSMITTERS WHERE MEDIUM FLUID HAS SOLIDS (I.E. MIXED LIQUOR), HIGH ACID CONTENT OR HIGH TEMPERATURES THAT MIGHT AFFECT ACCURACY OF PRESSURE TRANSMITTER.
 C. ACCURACY REQUIREMENTS: UNLESS OTHERWISE INDICATED, PRESSURE TRANSMITTERS SHALL BE GUARANTEED TO REGISTER PRESSURE TO AN ACCURACY OF +/-1% OF ACTUAL PRESSURE THROUGHOUT THE RANGE INDICATED.
 D. THE PRESSURE TRANSMITTER SHALL BE PIPE OR FLANGE MOUNTED GAUGE PRESSURE

- TRANSMITTER. THE MATERIALS IN CONTACT WITH THE PROCESS SHALL BE 316L STAINLESS STEEL. THE ELECTRONICS HOUSING SHALL BE PAINTED ALUMINUM, IP65 NEMA 4X ENCLOSURE.
 E. PROCESS CONNECTIONS SHALL BE AN ASME 1/2" MNPT FEMALE PORT OR 1"-3" FLANGE DEPENDENT ON APPLICATION.
 F. TRANSMITTER ELECTRONICS SHALL BE A 2 WIRE LOOP POWERED 4-20MA OUTPUT DEVICE WITH BUILT IN NOISE IMMUNITY, THERMAL COMPENSATION AND TRANSIENT PROTECTION.
 G. TRANSMITTER SHALL HAVE A STATIC PRESSURE LIMIT AT LEAST 1.5 TIMES THE NOMINAL PRESSURE RANGE.
 H. DISPLAY SHALL BE AN INTEGALLY MOUNTED 4-LINE LCD SCALED WITH ENGINEERING UNITS.
 I. THE UNIT SHALL BE RATED FOR PROCESS TEMPERATURE OF -40F TO 212F AND AN AMBIENT ENVIRONMENT OF -4F TO 158F. CONTRACTOR TO VERIFY ENVIRONMENTAL RATINGS FOR SPECIFIC PROJECT CONDITIONS PRIOR TO ORDERING.
 J. CONTRACTOR IS TO VERIFY REQUIRED PRESSURE RANGES OF PRESSURE MEASURING DEVICES WITH PROCESS ENGINEER PRIOR TO ORDERING.
 K. UNIT SHALL HAVE ATEX, FM, CSA OR IECEX APPROVALS AS REQUIRED.
 L. MANUFACTURERS
 1. ENDRESS & HAUSER
 2.09 ADJUSTABLE PRESSURE SWITCH
 A. ADJUSTABLE PRESSURE SWITCHES SHALL BE DIAPHRAGM-ACTUATED, DUAL ADJUSTMENT PRESSURE SWITCHES SPDT CONTACTS RATED FOR A MINIMUM OF 5A AT 24VDC OR 120VAC. THE DEAD BAND SHALL BE ADJUSTABLE UP TO 60 PERCENT OF FULL SCALE. SET POINTS SHALL FALL BETWEEN 20 AND 80 PERCENT OF THE ADJUSTABLE RANGE. THE DIAPHRAGM SHALL BE BUNA-N, AND THE LOWER HOUSING SHALL BE BRASS WITH A ¼-INCH BOTTOM SENSING CONNECTION, UNLESS OTHERWISE INDICATED.
 B. PRESSURE SWITCH SHALL BE PROVIDED WITH PUSHBUTTON LCD DISPLAY FOR SETPOINT ADJUSTMENT.
 C. MANUFACTURERS
 1. DWYER
 2. ASHCROFT
 3. APPROVED EQUAL
 2.10 FLOW MEASUREMENT
 A. EACH ELECTROMAGNETIC FLOWMETER SHALL BE CALIBRATED AT A FACILITY WHICH IS TRACEABLE TO THE NATIONAL INSTITUTE OF STANDARDS AND TECHNOLOGIES OR ISO.
 B. ACCURACY REQUIREMENTS: UNLESS OTHERWISE INDICATED, FLOW METERS SHALL BE GUARANTEED TO REGISTER FLOW TO AN ACCURACY OF PLUS AND MINUS .5 PERCENT OF ACTUAL FLOW THROUGHOUT THE RANGE INDICATED.
 C. METER TUBE: THE TUBE SHALL BE CONSTRUCTED OF 304 OR 316 STAINLESS STEEL TUBE WITH DUCTILE IRON FLANGED CONNECTIONS AND INCLUDE A MINIMUM OF TWO (2) SELF-CLEANING ELECTRODES. THE ELECTRODES SHALL BE CONSTRUCTED OF MATERIALS CONFORMING TO THE MANUFACTURER'S RECOMMENDATION FOR THE INTENDED SERVICE. THE METER HOUSING SHALL BE RATED NEMA 4X.
 D. GROUNDING RINGS SHALL CONFORM TO THE MANUFACTURER'S BORE AND MATERIAL RECOMMENDATION FOR THE INTENDED SERVICE. GROUNDING RINGS SHALL BE PROVIDED AND DESIGNED TO PROTECT AND SHIELD THE LINER'S EDGE INTERFACE FROM ABRASION AT THE METER END.
 E. SENSOR/TRANSMITTER
 1. OUTPUT: 4-20MA INTO 700 OHMS MAX. (1) RELAY RATED AT 1A, 24VDC. TWO EIGHT DIGIT TOTALIZERS FOR FORWARD, NET OR REVERSE FLOW.
 2. ETHERNET/IP COMMUNICATIONS: WHERE INDICATED ON PLANS PROVIDE TRANSMITTER CAPABLE OF ETHERNET/IP COMMUNICATIONS.
 3. LCD DISPLAY FOR FLOWRATE, PERCENT OF SPAN, AND TOTALIZATION. AN OPERATOR INTERFACE WITH KEYPAD WHICH RESPONDS TO ENGLISH TEXT ENTRY.
 4. INTEGRAL LOW FLOW CUTOFF AND ZERO RETURN TO PRODUCE A CONSISTENT ZERO OUTPUT SIGNAL IN RESPONSE TO AN EXTERNAL DRY CONTACT CLOSURE.
 5. AUTOMATIC RANGE CHANGE AND CAPABILITY TO MEASURE FLOW IN BOTH DIRECTIONS.
 6. PROGRAMMABLE PARAMETERS INCLUDING METER SIZE, FULL SCALE Q, MAGNETIC FIELD FREQUENCY, PRIMARY CONSTANT, TIME CONSTANT.
 7. DATA RETENTION FOR A MINIMUM OF FIVE (5) YEARS WITHOUT AUXILIARY POWER (MAIN OR BATTERY).
 8. SELF-DIAGNOSTICS AND AUTOMATIC DATA CHECKING.
 9. PROTECTED TERMINALS AND FUSES IN A SEPARATE COMPARTMENT WHICH ISOLATES FIELD CONNECTION FROM ELECTRONICS.
 10. THE TRANSMITTER SHALL CARRY THE MINIMUM RATING IP65 FOR INDOOR INSTALLATIONS, IP67 FOR OUTDOOR INSTALLATIONS, IP68 IN AREAS PRONE TO FLOODING OR WHERE THE TRANSMITTER WILL BE MOUNTED IN A VAULT.
 F. MANUFACTURERS
 1. ENDRESS & HAUSER
 2. SIEMENS
 3. ROSEMOUNT
 4. APPROVED EQUAL
 2.11 PROCESS CONTROL PANELS
 A. ALL CONTROL PANELS AND ASSEMBLIES SHALL BE FABRICATED BY A UL 508A CERTIFIED PANEL SHOP.
 B. ENVIRONMENTAL SUITABILITY:
 1. ALL INDOOR AND OUTDOOR CONTROL PANELS AND INSTRUMENT ENCLOSURES SHALL BE SUITABLE FOR OPERATION IN THE AMBIENT CONDITIONS ASSOCIATED WITH THE LOCATIONS DESIGNATED IN THE CONTRACT DOCUMENTS.
 A. UNLESS OTHERWISE SPECIFIED OR INDICATED ON THE DRAWINGS, ENCLOSURES SHALL BE: DRY, INDOOR LOCATIONS: NEMA 12.
 B. CORROSIVE LOCATIONS: NEMA 4X 304 STAINLESS STEEL.
 C. HOSE DOWN LOCATIONS: NEMA 4X 304 STAINLESS STEEL WITH SLOPPED TOP.
 D. OUTDOOR INSTALLATIONS: NEMA 4
 2. ENCLOSURES ARE TO BE PROVIDED WITH AN EQUIVALENT SIZED AND COMPATIBLE BACK PANEL AS MANUFACTURED BY THE SAME MANUFACTURER OF THE ENCLOSURE.
 3. ENCLOSURES, PANELS, AND ENCLOSURE ACCESSORIES SHALL BE LABELED WITH A SERIALIZED LABEL AND LISTED BY A NATIONALLY RECOGNIZED TESTING LABORATORY
 4. HEATING, COOLING, AND DEHUMIDIFYING DEVICES SHALL BE PROVIDED IN ORDER TO MAINTAIN ALL INSTRUMENTATION DEVICES TO WITHIN A RANGE EQUAL TO 20

- PERCENT ABOVE THE MINIMUM AND 20 PERCENT BELOW THE MAXIMUM OF THE RATED ENVIRONMENTAL OPERATING RANGES. PROVIDE ALL POWER WIRING FOR THESE DEVICES.
 5. ALL CONTROL PANEL INSTRUMENTATION AND ENCLOSURES IN HAZARDOUS AREAS SHALL BE SUITABLE FOR USE IN THE PARTICULAR HAZARDOUS OR CLASSIFIED LOCATION IN WHICH IT IS TO BE INSTALLED.
 C. REQUIREMENTS FOR ENCLOSURE ACCESSORIES:
 1. LIGHTING: SHALL BE LED AS SUPPLIED BY THE PANEL MANUFACTURER.
 2. PANEL LIGHTING SHOULD BE MOUNTED ABOVE THE DOOR ON THE FRONT EDGE OF THE ENCLOSURE OR MAGNETICALLY HELD IN A MANUFACTURER APPROVED METHOD.
 3. LIGHTING SHALL BE ACTIVATED WITH A DOOR SWITCH OR SENSOR AND SHALL TURN ON WHEN THE DOOR IS OPENED.
 4. LIGHTING SHALL BE ABLE TO BE SWITCHED OFF WHEN THE DOOR IS OPEN.
 D. INTERNAL CONTROL COMPONENTS SHALL BE MOUNTED ON AN INTERNAL BACK-PANEL.
 E. PROGRAMMABLE LOGIC CONTROLLER:
 1. FURNISH AND INSTALL ALLEN BRADLEY 1769-330ER WITH 1769-PA4 POWER SUPPLY AND I/O MODULES IN THE QUANTITIES REQUIRED TO ACCOMMODATE FIELD I/O PLUS 20% SPARE CAPACITY.
 2. THE PLC I/O SHALL BE WIRED PER THE REQUIREMENTS OF THIS SPECIFICATION SECTION.
 3. THE PLC SHALL BE POWERED FROM A 120VAC UPS BACKED CONTROL POWER BUS.
 4. FOR PLC I/O MODULES REQUIRING EXTERNAL 24V DC POWER, A FUSED CIRCUIT SHALL BE PROVIDED (ONE COMMON FUSED CIRCUIT FOR EACH PLC I/O MODULE).
 5. PROVIDE PANEL AND DIN RAIL SPACE FOR MOUNTING A MINIMUM OF TWO ADDITIONAL I/O MODULES FOR FUTURE EXPANSION. PROVIDE DIN RAIL SPACE FOR THE ASSOCIATED FUTURE I/O FIELD WIRING TERMINALS.
 6. THE PLC SHALL BE CONNECTED TO THE INDUSTRIAL NETWORK SWITCH FOR SYSTEM COMMUNICATIONS VIA MANUFACTURER TERMINATED AND TESTED ETHERNET PATCH CABLE.
 E. I/O:
 1. I/O POINTS SHALL BE CONNECTED TO TERMINAL BLOCKS LOCATED WITHIN THE PANEL.
 2. I/O CONNECTIONS SHALL NOT BE MADE DIRECTLY TO THE PLC OR PLC MODULES.
 3. DIGITAL INPUTS:
 a. SHALL BE 24V DC SINKING TYPE INPUTS.
 b. AN INDIVIDUALLY FUSED TERMINAL BLOCK SHALL BE PROVIDED FROM THE POSITIVE 24VDC BUS FOR EACH GROUP OF DIGITAL INPUTS. NO MORE THAN 8 SHALL BE ALLOWED PER GROUP.
 c. A KNIFE DISCONNECT TERMINAL BLOCK SHALL BE USED FOR THE FIELD SUPPLY OF EACH DIGITAL INPUT
 d. A PASS-THRU TERMINAL CONNECTION SHALL BE USED FOR THE RETURN VOLTAGE TO THE INPUT.
 e. ALL DIGITAL INPUTS SHALL BE GROUPED TOGETHER ON THE DIN RAIL WITH 24VDC SUPPLY FUSE TERMINAL BLOCK PRECEDING EACH GROUP IT FEEDS.
 f. PROVIDE SPACE FOR FUTURE TERMINAL BLOCKS. PROVIDE ENOUGH SPACE FOR AN ADDITIONAL 25% OF REQUIRED I/O.
 4. DIGITAL OUTPUTS:
 a. INTERPOSING RELAYS SHALL BE PROVIDED FOR ALL DIGITAL OUTPUT POINTS.
 b. DIGITAL OUTPUTS SHOULD ACTIVATE THE COIL OF THE CONTROL RELAY.
 c. FIELD WIRING SHALL TERMINATE AT THE CONTACTS OF THE CONTROL RELAY.
 d. DIGITAL OUTPUT CONTROL RELAYS SHOULD BE GROUPED TOGETHER ON THE DIN RAIL.
 e. PROVIDE SPACE FOR FUTURE DIGITAL OUTPUT CONTROL RELAYS. PROVIDE ENOUGH SPACE FOR AN ADDITIONAL 25% OF REQUIRED I/O.
 5. ANALOG INPUTS:
 a. SHALL BE CAPABLE OF SINGLE ENDED OR DIFFERENTIAL CURRENT (4-20MA) INPUT TYPES.
 b. AN INDIVIDUALLY FUSED TERMINAL BLOCK SHALL BE PROVIDED FROM THE POSITIVE 24VDC BUS FOR SINGLE ENDED LOOP POWERED CIRCUIT.
 c. A PASS-THRU TERMINAL CONNECTION SHALL BE USED FOR THE RETURN VOLTAGE TO THE INPUT ON A SINGLE ENDED LOOP POWERED CIRCUIT.
 d. TWO PASS-THRU TERMINAL CONNECTIONS SHALL BE USED FOR A DIFFERENTIAL CIRCUIT.
 e. A GROUNDING TERMINAL BLOCK SHALL BE USED FOR CONNECTING ANALOG CABLE SHIELD DRAIN WIRE.
 f. ANALOG INPUT WIRING SHALL BE SHIELDED TWISTED PAIR CABLE WITH THE CABLE SHIELD GROUNDED ONLY AT THE GROUNDING TERMINAL BLOCK INSIDE THE PROCESS CONTROL PANEL.
 g. THE SHIELD DRAIN WIRE SHALL NOT BE CONNECTED AT THE TRANSMITTER OR FIELD END OF THE CIRCUIT.
 h. ALL ANALOG INPUTS SHALL BE GROUPED TOGETHER ON THE DIN RAIL.
 i. PROVIDE SPACE FOR FUTURE TERMINAL BLOCKS. PROVIDE ENOUGH SPACE FOR AN ADDITIONAL 25% OF REQUIRED I/O.
 6. ANALOG OUTPUTS:
 a. SHALL BE CURRENT (4-20MA) OUTPUT TYPE.
 b. TWO PASS-THRU TERMINAL CONNECTIONS SHALL BE USED FOR OUTPUT CIRCUITS.
 c. A GROUNDING TERMINAL BLOCK SHALL BE USED FOR CONNECTING ANALOG CABLE SHIELD DRAIN WIRE.
 d. THE SHIELD DRAIN WIRE SHALL NOT BE CONNECTED AT THE TRANSMITTER OR FIELD END OF THE CIRCUIT.
 e. ALL ANALOG OUTPUTS SHALL BE GROUPED TOGETHER ON THE DIN RAIL.
 F. UNINTERRUPTIBLE POWER SUPPLY:
 1. PROVIDE DIN RAIL MOUNT UPS CAPABLE OF MAINTAINING PLC BACKUP OVER A PERIOD OF 15 MINUTES DURING A POWER OUTAGE.
 2. UPS IS TO PROVIDE THE FOLLOWING PROVIDE I/O:
 a. BATTERY FAIL
 b. UPS FAULT
 c. LOSS OF LINE
 G. INDUSTRIAL NETWORK SWITCH:
 1. PROVIDE 8 PORT INDUSTRIAL ETHERNET SWITCH.

NO.	REVISION	BY	DATE	DESIGN
	100% REVIEW		02/15/23	EK
				DRAWN
				EK
				CHECKED
				RM
				APPROVED
				RM

CLEAR SOLUTIONS ENGINEERING
 1151 EAST IRON EAGLE DRIVE
 EAGLE, ID 83616 (208) 608-3080

CITY OF MCCALL
 DAVIS BEACH INTAKE STATION UPGRADES
CONTROLS SPECIFICATIONS

VERIFY SCALE	
BAR IS ONE INCH ON FULL SIZE DRAWING 0 1 2	
PROJECT :	101.060
DATE :	2/15/2023
SHEET NO.	E10.02

- ETHERNET PATCH CABLES SHALL BE PROVIDED FOR CONNECTION BETWEEN ALL ETHERNET CONNECTED DEVICES AND INSTRUMENTS WITHIN CONTROL PANEL.
- MANUFACTURER SHALL BE ALLEN BRADLEY.

H. 24VDC POWER SUPPLY:

- PROVIDE (2) 24VDC POWER SUPPLIES FOR POWERING THE CONTROL PANEL COMPONENTS AND FIELD INSTRUMENTS.
- THE POWER SUPPLIES SHALL BE CONFIGURED AS REDUNDANT, SO THAT THE FAILURE OF ONE WILL NOT AFFECT THE OPERATION OF THE CONNECTED COMPONENTS.
- THE POWER SUPPLIES SHALL HAVE THE "POWER SUPPLY OK" SIGNALS WIRED FOR INDICATION.
- THE POWER SUPPLIES SHALL BE POWERED FROM THE 120 VAC UPS BACKED CONTROL POWER CIRCUIT.
- THE INPUT SHALL BE FUSE PROTECTED PER MANUFACTURER RECOMMENDATIONS.
- THE OUTPUTS OF EACH POWER SUPPLY SHALL BE FUSE PROTECTED.
- THE NEGATIVE OR COM OF 24VDC SUPPLY SHALL BE GROUNDED.

I. HMI:

- TOUCH SCREEN PANEL MOUNT MONITOR: AB PANELVIEW 5510 2715P-19WD.
- THE TOUCH SCREEN OPERATOR INTERFACE SHALL BE MOUNTED THROUGH THE ENCLOSURE DOOR AND SEALED WITH THE PROPER MANUFACTURER GASKETS AND HARDWARE IN ORDER TO MAINTAIN THE PANEL ENCLOSURE RATING.

J. PANEL HVAC EQUIPMENT:

- PANELS MOUNTED OUTDOORS, OR IN HIGH HUMIDITY AREAS SHALL HAVE THE FOLLOWING ACCESSORIES: THERMOSTATICALLY CONTROLLED HEATERS THAT SHALL MAINTAIN THE INSIDE TEMPERATURE ABOVE 40 DEGREES FAHRENHEIT.

K. CONTROL POWER REQUIREMENTS:

- SOURCE POWER FOR CONTROL PANELS: SUPPLY ALL TRANSFORMERS, PROTECTION, AND POWER SUPPLIES NEEDED TO CONVERT THE SUPPLY VOLTAGE TO THE NEEDED UTILIZATION VOLTAGE WITHIN EACH CONTROL PANEL.
- THE CONTROL POWER SHALL BE TERMINATED WITHIN THE PROCESS CONTROL PANEL AT A MAIN CIRCUIT BREAKER RATED FOR THE INTERNAL AND EXTERNAL CONTROL LOADS.
- SURGE PROTECTIVE DEVICES SHALL BE INSTALLED ON THE 120 VAC CIRCUIT AND SHALL PROVIDE LINE AND NEUTRAL PROTECTION.
- WHERE THE SUPPLY VOLTAGE TO THE CONTROL PANEL IS 480 OR 240VAC AS INDICATED ON THE ELECTRICAL PLANS THE CONTROL PANEL IS TO BE FURNISHED WITH A FRONT MOUNTED PAD LOCKABLE INTEGRAL DISCONNECT.
- THE PROCESS CONTROL PANEL CONTROL POWER SHALL BE THE SOURCE OF POWER FOR ALL CONTROL INSTRUMENTS CONNECTED TO THE PROCESS CONTROL PANEL, UNLESS OTHERWISE INDICATED ON THE DRAWINGS.
 - ALL CIRCUITS BEING USED TO POWER FIELD DEVICES FROM THE CONTROL PANEL 120 VAC BUS ARE TO BE CONNECTED TO A FUSED TERMINAL BLOCK ADEQUATELY SIZED FOR THE DEVICE IT SERVES.
 - TERMINAL BLOCKS SHALL BE PROVIDED FOR ALL INTERNAL AND FIELD INSTALLED EQUIPMENT BEING POWERED FROM CONTROL PANEL 120 VAC POWER BUS.
 - PROVIDE A MINIMUM OF 30% SPARE TERMINAL BLOCKS FOR FUTURE 120 VAC POWERED EQUIPMENT.

L. WIRING REQUIREMENTS:

- WIRING METHODS AND MATERIALS FOR ALL PANELS SHALL BE IN ACCORDANCE WITH THE NEC REQUIREMENTS FOR GENERAL PURPOSE (ALL WIRING SHALL BE FINGER SAFE).
- EACH TERMINAL CONNECTION SHALL HAVE A TERMINAL NUMBER.
- SIGNAL WIRING:
 - WIRING SHALL BE UL TYPE SIS, OR MTW, FLEXIBLE STRANDED COPPER, CONTROL WIRE WITH 90°C, 600V INSULATION.
 - ANALOG SIGNAL WIRING SHALL BE SHIELDED, TWISTED, PAIR.
 - AC POWER CIRCUITS: #14 AWG MINIMUM.
 - DIGITAL DC CIRCUITS: #16 AWG MINIMUM.
 - INSTRUMENT AND COMMUNICATION CIRCUITS: #16 AWG MINIMUM.
- MULTI-CONDUCTOR CABLES, WIRE WAYS AND CONDUIT SHALL BE SIZED TO ALLOW FOR 20 PERCENT SPARE SIGNAL WIRE.
- WIRE MARKING: ALL WIRES SHALL BE LABELED AT BOTH ENDS WITH UNIQUE WIRE LABELS AND SHALL BE IDENTIFIED ON PANEL SHOP DRAWINGS.
- WIRE WAYS: WHERE POSSIBLE, WIRING SHALL BE RUN IN PLASTIC WIRE DUCT WITH COVERS. WHERE IT IS NOT POSSIBLE TO CONTAIN THE WIRING IN THE DUCT, THE WIRING SHALL BE WRAPPED WITH PLASTIC SPIRAL BINDING.
- SIGNAL AND LOW VOLTAGE CONTROL WIRING SHALL BE RUN SEPARATELY FROM 480 VAC WIRING.
- 480 & 240 VAC CIRCUITS SHALL BE RUN THROUGH GRAY COLORED PLASTIC WIRE WAYS.
- 120VAC & 24VDC CIRCUITS SHALL BE RUN THROUGH WHITE COLORED PLASTIC WIRE WAYS.

M. MINIATURE CIRCUIT BREAKERS

- MINIATURE CIRCUIT BREAKERS SHALL BE THERMAL-MAGNETIC, CURRENT-LIMITING TYPE. BREAKER HOUSING SHALL SATISFY INSULATION GROUP II/RAL 7035, SHALL HAVE IP20 FINGER-SAFE DESIGN, SHALL BE SUITABLE FOR DIN RAIL MOUNTING AND SHALL INCLUDE STATUS INDICATOR WINDOW AND SCRATCH- AND SOLVENT-RESISTANT PRINTING.
- CIRCUIT BREAKERS SHALL BE ALLEN BRADLEY 1489-M

N. SURGE PROTECTOR

- SURGE PROTECTORS SHALL USE AN MOV TO CLAMP HIGH VOLTAGE SURGES. THE SURGE PROTECTIVE DEVICE SHALL PROVIDE VISUAL INDICATION, INTERNAL THERMAL DISCONNECTING AS WELL AS REMOTE MONITORING OF EVENT AND END OF LIFE FAILURE. THE SURGE PROTECTOR SHALL BE UL 1449 CERTIFIED.
- SURGE PROTECTIVE DEVICES SHALL BE ALLEN BRADLEY 4983-DS

O. CONTROL RELAYS - MINIATURE

- MINIATURE RELAYS SHALL BE, 2-POLE, PLUG-IN TYPE WITH BLADE-STYLE TERMINALS AND ON/OFF FLAG INDICATORS. MINIATURE RELAYS SHALL HAVE AN ELECTRICAL SCHEMATIC ON THE FACEPLATE AND A CLEAR COVER FOR VISUAL INSPECTION.
- MINIATURE RELAYS SHALL BE ALLEN BRADLEY BULLETIN 700-HK OR APPROVED EQUAL.
- SHALL BE FURNISHED WITH A PLUG-IN, LATCHING, FINGER SAFE, DIN RAIL MOUNTED TYPE SOCKET WITH COIL AND CONTACT SEPARATION.

- COILS SHALL BE RATED FOR THE VOLTAGE APPLIED.
- MINIATURE RELAY CONTACTS SHALL BE SILVER NICKEL AND HAVE 8A MINIMUM, DPTD RATINGS.
- SHALL BE ALLEN BRADLEY 700-HK

P. WIRE TERMINATING COMPONENTS

- FEED-THROUGH AND FUSED TERMINAL BLOCKS FOR CONTROL WIRING SHALL BE MOLDED TYPE, SCREW COMPRESSION CLAMP, DIN RAIL MOUNTED WITH BARRIERS RATED NOT LESS THAN 300V, 25A, SUITABLE FOR CONDUCTOR RANGING BETWEEN NO. 22 AND NO. 14.
 - TERMINAL BLOCKS SHALL BE ALLEN BRADLEY BULLETIN 1492-J4 OR APPROVED EQUAL.
 - GROUNDING TERMINAL BLOCKS SHALL PROVIDE DIN RAIL GROUNDING CLAMP. GROUNDING TERMINAL BLOCKS SHALL BE ALLEN BRADLY 1492-J64 OR APPROVED EQUAL.
 - FUSE BLOCKS SHALL BE ALLEN BRADLEY 1492-WF84 OR APPROVED EQUAL
- Q. ALL FUSE HOLDERS SHALL BE POPULATED WITH FUSES AND 100% SPARE FUSES SHALL BE SUPPLIED.
- R. FUSES SHALL BE APPROPRIATELY SIZED FOR THE APPLICATION AND POWER REQUIREMENTS OF THE LOAD.
- TERMINAL BLOCK END ANCHORS SHALL BE USED TO SECURE ALL COMPONENTS ONTO THE DIN RAIL AT BOTH ENDS OF THE DIN RAIL. END ANCHORS SHALL BE 1492-EAJ35 OR APPROVED EQUAL.
- S. IF UL508A CONTROL PANEL SHOP DRAWINGS WERE PROVIDED AS PART OF THE CONTRACT DOCUMENTS THESE DOCUMENTS SHALL BE USED BY THE CONTRACTOR FOR PANEL CONSTRUCTION.
- ANY PANEL SHOP MODIFICATIONS OR VARIATIONS ARE TO BE PROVIDED TO THE ENGINEER FOR APPROVAL.
 - PRIOR TO SHIPPING THE CONTRACTOR IS TO PROVIDE A SET OF REDLINED SHOP DRAWINGS TO THE ENGINEER AT COMPLETION OF FACTORY ACCEPTANCE TESTING TO BE INCORPORATED INTO THE CONFORMED DOCUMENTS.
 - CONFORMED DOCUMENTS SHALL BE PROVIDED WITH THE PANEL PRIOR TO SHIPPING/DELIVERY TO THE PROJECT SITE.

PART 3 EXECUTION

3.01 GENERAL

- INSTALL MATERIALS AND EQUIPMENT IN ACCORDANCE WITH MANUFACTURER'S INSTRUCTIONS AND RECOMMENDATIONS.
- COORDINATE LAYOUT AND INSTALLATION OF INSTRUMENTS AND INSTALLATION EQUIPMENT SUCH AS SUPPORT RACKS WITH PIPING, ELECTRICAL, SITE GRADING AND SURFACE FEATURES AS DETERMINED IN THE FIELD.
- PROVIDE ADEQUATE CLEARANCES FOR MAINTENANCE, REPAIR AND REPLACEMENT FOR ALL INSTRUMENTS AND PROCESS CONTROL EQUIPMENT.
- EACH INSTRUMENT SHALL BE CHECKED AGAINST THE LATEST VERSION OF THE DESIGN DOCUMENTS FOR TAGGING, MANUFACTURER, MODEL NUMBER, RANGE, ACTION, ETC., BEFORE FUNCTIONAL TESTING OR CALIBRATION.
- CARE SHALL BE OBSERVED WHEN CONNECTING ELECTRIC POWER SUPPLIES TO THE INSTRUMENTATION. INSURE CORRECT VOLTAGE AND FREQUENCY ON AC POWER SUPPLIES. INSURE CORRECT VOLTAGE, POLARITY, AND SUPERIMPOSED RIPPLE ON DC POWER SUPPLIES. INSURE CORRECT POLARITY OF THE SUPPLY AND PROPER GROUNDING BEFORE CONNECTING INSTRUMENTS.
- HARDWARE COMMONALITY: INSTRUMENTS WHICH UTILIZE A COMMON MEASUREMENT PRINCIPLE (FOR EXAMPLE, DIP CELLS, PRESSURE TRANSMITTERS, LEVEL TRANSMITTERS THAT MONITOR HYDROSTATIC HEAD) SHALL BE FURNISHED BY A SINGLE MANUFACTURER. PANEL MOUNTED INSTRUMENTS SHALL HAVE MATCHING STYLE AND GENERAL APPEARANCE. INSTRUMENTS PERFORMING SIMILAR FUNCTIONS SHALL BE OF THE SAME TYPE, MODEL, OR CLASS, AND SHALL BE FROM A SINGLE MANUFACTURER.

3.02 SUPPORT AND FRAMING CHANNELS

- INSTALL WHERE REQUIRED FOR MOUNTING AND SUPPORTING ELECTRICAL EQUIPMENT AND RACEWAY SYSTEMS.
- B. CHANNEL TYPE:
- INTERIOR, DRY NONCORROSIVE LOCATIONS: CARBON STEEL.
 - INTERIOR, WET OR DRY CORROSIVE LOCATIONS: TYPE 316 STAINLESS STEEL.
 - OUTDOOR LOCATIONS: TYPE 316 STAINLESS STEEL.
- C. PAINT CARBON STEEL CHANNEL CUT ENDS PRIOR TO INSTALLATION WITH ZINC-RICH PRIMER.

3.03 NAMEPLATES, SIGNS, AND LABELS

- EQUIPMENT NAMEPLATES:
 - ALL INSTRUMENTATION SHALL BE PROVIDED WITH MANUFACTURER APPLIED STAINLESS STEEL TAG DENOTING EQUIPMENT UNIQUE IDENTIFIER AND DESCRIPTION.
 - ALL POWER MONITORING WIRING, ETHERNET CABLES, ANALOG WIRES, ETC. WHERE THIS WOULD RESULT IN SAME NAME BEING ASSIGNED TO MORE THAN ONE CIRCUIT, ADD NUMBER OR LETTER TO EACH OTHERWISE IDENTICAL CIRCUIT NAME TO MAKE IT UNIQUE.
 - METHOD: IDENTIFY WITH SLEEVES, TAPED-ON MARKERS OR TAGS RELYING ON ADHESIVES NOT PERMITTED.
- CONNECTIONS AND TERMINATIONS:
 - INSTALL NYLON SELF-INSULATED CRIMP CONNECTORS AND TERMINATORS FOR INSTRUMENTATION CONTROL CIRCUIT CONDUCTORS.
 - TAPE INSULATE ALL UNINSULATED CONNECTIONS.

3.04 I/O TESTING

- ALL I/O SHALL BE TESTED PRIOR TO THE PROGRAMMER ARRIVING TO THE SITE FOR FUNCTIONAL TESTING.
- THE CONTRACTOR SHALL PROVIDE ALL NECESSARY LABOR, TOOLS, AND EQUIPMENT TO FIELD TEST, INSPECT AND ADJUST EACH INSTRUMENT INSTALLED UNDER THIS CONTRACT TO ITS SPECIFIED PERFORMANCE REQUIREMENT IN ACCORDANCE WITH MANUFACTURER'S SPECIFICATIONS AND INSTRUCTIONS.
- THE CONTRACTOR SHALL TEST ALL WIRING AND PRIMARY CONTROL DEVICES. THE CONTRACTOR SHALL PROVIDE DOCUMENTATION TO THE OWNER OF THE TESTING PROCEDURES AND RESULTS OF THE FOLLOWING:
 - ALL PROCESS CONTROL PANELS ARE INSTALLED, CONNECTED TO POWER, AND FULLY WIRED FOR ALL I/O POINTS SHOWN ON THE PROCESS CONTROL PANEL SHOP DRAWINGS.
 - ALL FIELD INSTRUMENTS ARE INSTALLED, WIRED, POWERED AND PRODUCE THE

- APPROPRIATE SIGNAL AT THE PROCESS CONTROL PANEL.
- ALL PANELS AND DEVICES CAPABLE OF BEING POWERED ON AND OFF HAVE HAD POWER CYCLED FOR VERIFICATION AND HAVE BEEN DOCUMENTED AS FUNCTIONAL.
- WHEN POSSIBLE, THE CONTRACTOR SHALL SIMULATE EVENTS OF ACTUAL PROCESSES DURING TESTING.
- ALL I/O POINTS SHALL BE TESTED. THE RESULTS OF THE TEST SHALL BE DOCUMENTED.
- ANY I/O POINT THAT IS NOT TESTED SHALL BE DOCUMENTED AS WELL AS THE REASON FOR NOT BEING TESTED.

- IF SYSTEM MALFUNCTIONS ARE FOUND DURING I/O LOOP TESTING, EFFORTS TO CORRECT MALFUNCTIONS MUST BE MADE. ANY MALFUNCTION NOT CAPABLE OF BEING CORRECTED PRIOR TO SUBMITTING I/O LOOP TESTING DOCUMENTATION TO THE OWNER SHALL BE DOCUMENTED INCLUDING THE PROCEDURES AND ACTIONS TAKEN ATTEMPTING TO CORRECT THE MALFUNCTION.

- LOOP TESTING SHALL BE PERFORMED ON ALL DIGITAL INPUTS, DIGITAL OUTPUTS, ANALOG INPUTS, AND ANALOG OUTPUTS. TESTING SHALL BE PERFORMED WITHOUT UNWIRING AND REWIRING WHEN POSSIBLE.

- DIGITAL INPUT TESTING SHALL BE PERFORMED AND COMPLETED BY EXERCISING THE FIELD INSTRUMENT OR DEVICE. CONTINUITY BETWEEN THE FIELD SIDE OF THE DISCONNECT TERMINAL BLOCK AND INPUT FIELD WIRING TERMINAL BLOCK SHALL BE VERIFIED. RESULTS OF THE TESTS SHALL BE DOCUMENTED WITH FIELD DEVICE NAME AND INPUT NUMBER.

- ANALOG INPUTS SHALL BE VERIFIED AND DOCUMENTED FOR PROPER CURRENT /VOLTAGE RANGE RECEIVED AT THE PLC PANEL FROM THE POWERED FIELD INSTRUMENT. DOCUMENT THE RESULTS OF THE TESTS. IF THE FIELD INSTRUMENT IS UNAVAILABLE, VERIFY WIRING IS CORRECT AND PROPER CURRENT/VOLTAGE RANGE IS RECEIVED AT THE PANEL USING A SIGNAL GENERATING DEVICE SUCH AS A PROCESS METER OR OTHER LOOP CALIBRATOR.

- DIGITAL OUTPUT CIRCUITS SHALL BE TESTED BY JUMPING THE DIGITAL OUTPUT RELAY CONTACTS IN THE PROCESS CONTROL PANEL. THE PROPER RESPONSE SHOULD BE OBSERVED AND VERIFIED AT THE FIELD INSTRUMENT OR DEVICE. DOCUMENT THE RESULTS OF THE TESTS.

- ANALOG OUTPUTS SHOULD BE TESTED USING A PROCESS STYLE TEST METER THAT CAN PROVIDE A 4-20MA SIMULATED SOURCE. AN APPROPRIATE RESPONSE SHOULD BE OBSERVED AND VERIFIED AT THE FIELD DEVICE. DOCUMENT THE RESULTS OF THE TESTS.


- ALL MOTORS AND VALVES WITH AUTOMATED CONTROLS AND A HAND-OFF-AUTO SWITCH SHALL BE OPERATED IN HAND TO VERIFY FUNCTIONALITY. RESULTS OF THE TEST SHALL BE DOCUMENTED.

3.05 FUNCTIONAL TESTING

- FUNCTIONAL TESTING SHALL PROVE OUT THE CONTROL SYSTEM OPERATION AS OUTLINED IN THE CONTRACT DOCUMENTS AND THE PROCESS CONTROL DESCRIPTION.
- ALL ALARM CONDITIONS SHALL BE SIMULATED AND VERIFIED THAT ALARMS ARE GENERATED AND PROPERLY NOTIFIED THROUGH THE SCADA SYSTEM.
- THE TOUCH SCREEN OPERATOR INTERFACE SHALL BE CAPABLE OF SYSTEM NAVIGATION AND ADJUSTMENT OF ALL OPERATOR ADJUSTABLE SET POINTS.
- PROVIDE DOCUMENTATION OF ALL CONDITIONS AND ALARMS TESTED AND PROVIDED WITH PROJECT CLOSEOUT MATERIAL.
- TESTING SHALL BE COMPLETED WHEN THE SYSTEM IS CAPABLE OF BEING AUTOMATICALLY OPERATED (WITHOUT MANUAL OPERATOR INTERVENTION) FOR A PERIOD OF APPROXIMATELY ONE WEEK. AT THE END OF THIS TIME PERIOD, THE OWNER SHALL SIGN-OFF AS TESTING COMPLETE AND SYSTEM OPERATIONAL. ALTERNATIVELY, THE OWNER MAY SIGN-OFF BEFORE THE ONE-WEEK TIME PERIOD IF COMPLETELY SATISFIED AND WILLING TO SIGN OFF EARLY.

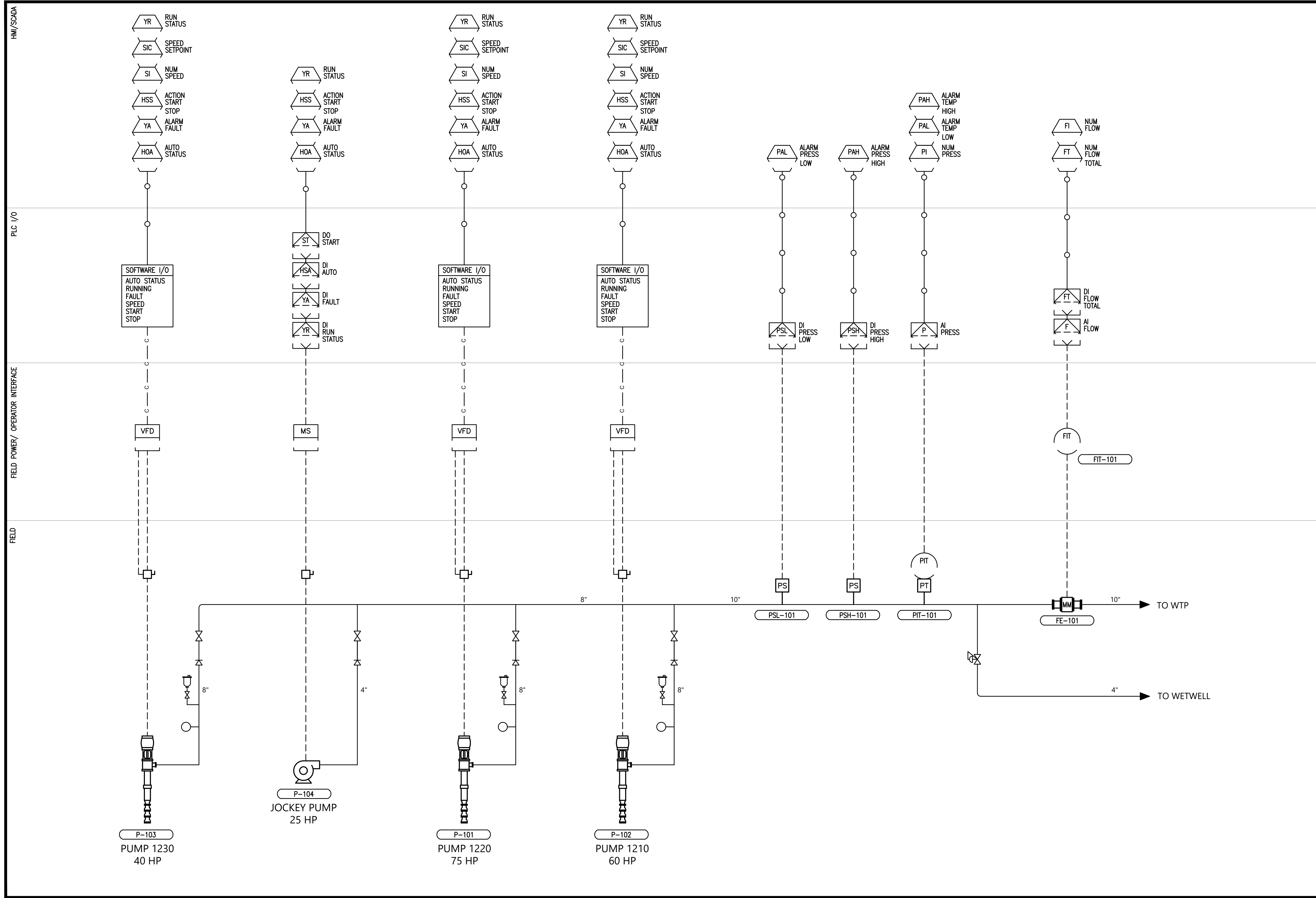
END OF SECTION

NO.	REVISION	BY	DATE	DESIGN
	100% REVIEW		02/15/23	EK
				DRAWN EK
				CHECKED RM
				APPROVED RM



CITY OF MCCALL
DAVIS BEACH INTAKE STATION UPGRADES
CONTROLS SPECIFICATIONS

VERIFY SCALE	
BAR IS ONE INCH ON FULL SIZE DRAWING	1"
PROJECT :	101.060
DATE :	2/15/2023
SHEET NO.	E10.03



FUNCTIONAL DESCRIPTION:

SYSTEM DESCRIPTION
 EXISTING BOOSTER PUMPS P-01, P-02 & P-03 HELP MAINTAIN WATER PRESSURE IN THE DISTRIBUTION SYSTEM IN A LEAD-LAG CONFIGURATION BASED ON DEMAND AND SHALL HAVE THE FOLLOWING MODES OF CONTROL:

1. REMOTE SCADA AUTO MODE: PRIMARY MODE WHEN SYSTEM IS IN AUTO AND CONTROLLED FROM SCADA.
2. LOCAL AUTO MODE: SYSTEM DEFAULTS TO THIS MODE WHEN IT LOOSES COMMS WITH SCADA.
3. LOCAL MODE: OPERATOR CAN DISABLE ALL AUTO CONTROLS AND CONTROL PUMPS MANUALLY.

COMM LOSS / LOCAL AUTO MODE FEATURE:
 HEARTBEAT COMM LOGIC TO BE ADDED BETWEEN DAVIS BEACH PLC AND MAIN PLC. IF HEARTBEAT IS LOST FOR LONGER THAN 30 SECONDS, PRESSURE CONTROL PID (LOGIC TO BE ADDED TO MICROLOGIX DAVIS BEACH PLC LOGIC) WITH TAKE OVER UNTIL COMMS ARE ESTABLISHED WITH MAIN PLC AGAIN.

COMPLIANCE WITH EXISTING SCADA:
 SCADA CONTROLS AND VISIBILITY WILL MATCH CONTROLS ENGINEERS SCADA AND WILL UTILIZE CONTROLS ENGINEERS AOs TO INTEGRATE WITH CURRENT SCADA SYSTEM.

BOOSTER PUMP #1 (P-101)

AUTO CONTROL: P-101 BOOSTS WATER BASED ON LOCAL SYSTEM PRESSURE AND IS CONTROLLED VIA A NEW VFD (VFD-01). THE VFD WILL INCREASE AND DECREASE SPEED TO REACH THE TARGET PRESSURE SETPOINT (OPERATOR ADJUSTABLE) AS INDICATED BY THE EXISTING PRESSURE TRANSMITTER PIT-01.

HAND CONTROLS: THE PUMP CAN BE OPERATED FROM THE KEYPAD MOUNTED TO THE FRONT OF THE VFD AND PLACING THE VFD IN HAND AND RAMPING THE SPEED UP OR DOWN.

BOOSTER PUMP #2 (P-102)

AUTO CONTROL: P-102 BOOSTS WATER BASED ON LOCAL SYSTEM PRESSURE AND IS CONTROLLED VIA A NEW VFD (VFD-02). THE VFD WILL INCREASE AND DECREASE SPEED TO REACH THE TARGET PRESSURE SETPOINT (OPERATOR ADJUSTABLE) AS INDICATED BY THE EXISTING PRESSURE TRANSMITTER PIT-01. BOOSTER PUMP 2 WILL RAMP UP ONLY WHEN BOOSTER PUMP 1 IS UNABLE TO MAINTAIN SYSTEM PRESSURE.

HAND CONTROLS: THE PUMP CAN BE OPERATED FROM THE KEYPAD MOUNTED TO THE FRONT OF THE VFD AND PLACING THE VFD IN HAND AND RAMPING THE SPEED UP OR DOWN.

BOOSTER PUMP #3 (P-103)

AUTO CONTROL: P-103 BOOSTS WATER BASED ON LOCAL SYSTEM PRESSURE AND IS CONTROLLED VIA A NEW VFD (VFD-03). THE VFD WILL INCREASE AND DECREASE SPEED TO REACH THE TARGET PRESSURE SETPOINT (OPERATOR ADJUSTABLE) AS INDICATED BY THE EXISTING PRESSURE TRANSMITTER PIT-01. BOOSTER PUMP 3 WILL RAMP UP ONLY WHEN BOOSTER PUMP 2 IS UNABLE TO MAINTAIN SYSTEM PRESSURE.

HAND CONTROLS: THE PUMP CAN BE OPERATED FROM THE KEYPAD MOUNTED TO THE FRONT OF THE VFD AND PLACING THE VFD IN HAND AND RAMPING THE SPEED UP OR DOWN.

JOCKEY PUMP (P-104)

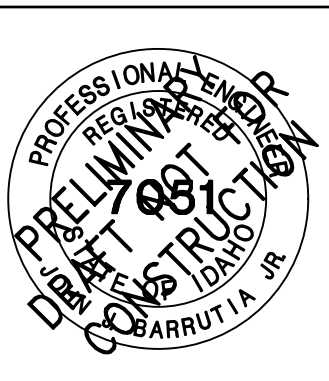
AUTO CONTROL: P-104 PUMPS WATER BASED ON LOCAL SYSTEM PRESSURE AND IS CONTROLLED VIA A NEW MOTOR STARTER (MS-01).

HAND CONTROLS: THE PUMP CAN BE OPERATED FROM THE CONTROLS MOUNTED TO THE FRONT OF THE STARTER AND PLACING THE HOA IN HAND.

SCADA/HMI MONITORING AND CONTROL

- P-101: RUN COMMAND, RUN STATUS, SPEED CONTROL, SPEED FEEDBACK, AUTO STATUS, FAULT STATUS
- P-102: RUN COMMAND, RUN STATUS, SPEED CONTROL, SPEED FEEDBACK, AUTO STATUS, FAULT STATUS
- P-103: RUN COMMAND, RUN STATUS, SPEED CONTROL, SPEED FEEDBACK, AUTO STATUS, FAULT STATUS
- P-104: START COMMAND, RUN STATUS, AUTO STATUS, FAULT STATUS
- PIT-01: SYSTEM PRESSURE, LOW PRESSURE ALARM, HIGH PRESSURE ALARM
- PSL-01: SYSTEM LOW PRESSURE ALARM
- PSH-01: SYSTEM HIGH PRESSURE ALARM
- FIT-01: FLOW, FLOW TOTAL, LOW FLOW ALARM

NO.	REVISION	BY	DATE	DESIGN
	100% REVIEW		02/15/23	EK
				DRAWN
				EK
				CHECKED
				RM
				APPROVED
				RM



CITY OF MCCALL
 DAVIS BEACH INTAKE STATION UPGRADES
 P&ID

VERIFY SCALE	BAR IS ONE INCH ON FULL SIZE DRAWING 1"
PROJECT :	101.060
DATE :	2/15/2023
SHEET NO.	E10.10

**McCALL CITY COUNCIL
AGENDA BILL**

216 East Park Street
McCall, Idaho 83638

**Number AB 23-085
Meeting Date April 27, 2023**

AGENDA ITEM INFORMATION				
SUBJECT:		<i>Department Approvals</i>	<i>Initials</i>	<i>Originator or Supporter</i>
Request to Reject Bid for the McCall Golf Course Clubhouse Access Improvements – Phase 2		Mayor / Council		
		City Manager	ABS	
		Clerk		
		Treasurer		
		Community Development		
		Police Department		
		Public Works		
		Golf Course	ESM	Originator
		COST IMPACT:		Parks and Recreation
FUNDING SOURCE:	Golf Fund, LOT	Airport		
		Library		
TIMELINE:		Information Systems		
		Grant Coordinator		
SUMMARY STATEMENT:				
<p>The Engineer’s Estimate for the project construction cost, which accounts for the current volatile construction market, was \$208,742.98 for the combination of the Base Bid and Bid Alt #1. The city advertised for bids and received one bid from Dyrud Construction. The received bid is 80.31% above the Engineer’s Estimate. Staff recommends that the bid be rejected and the project be rebid this summer.</p> <p>The Engineers’ recommendation is attached.</p>				
RECOMMENDED ACTION:				
Reject the Bid from Dyrud construction for the McCall Gold Course Clubhouse Access Improvements – Phase 2.				
RECORD OF COUNCIL ACTION				
MEETING DATE	ACTION			



April 7, 2023

Mayor Bob Giles and City Council
City of McCall
216 E. Park Street
McCall, Idaho 83638

Subject: McCall Gold Course Clubhouse Access Improvements – Phase 2 Recommendation to Reject Bid.

Dear Mayor and City Council,

Bids for the McCall Gold Course Clubhouse Access Improvements – Phase 2 Project were received and opened on April 7, 2023. We have reviewed the one bid received, with the following results:

- Dyrud Construction in the amount of \$321,331.20 for the Base Bid
 - \$55,062.50 for Bid Alt #1
 - Combination of Base Bid and Bid Alt #1 = **\$376,393.70**

The Engineer's Estimate for the project construction cost, which accounts for the current volatile construction market, was **\$208,742.98** for the combination of the Base Bid and Bid Alt #1. Dyrud Construction's received bid is 80.31% above the Engineer's Estimate for the combination of Base Bid and Bid Alt #1. A complete breakdown of the estimate and received bid is provided in the attached Bid Tabulation.

At this time, it is difficult to predict if future construction costs will continue to increase or if they may decrease, but it is the opinion of the Project Team that the bid received was well outside of the available budget presented by Eric McCormick for the project and that the Engineer's Estimate more accurately reflects current pricing and quotes from other local contractors in the area who have expressed interest in the project, but were unable to bid on it due to scheduling conflicts. As such, our recommendation is to reject the bid received and put the project back out to bid at a later date that will be more favorable for contractor scheduling.

Sincerely,

Crestline Engineers, Inc.

A handwritten signature in blue ink, appearing to read 'K. Hickman', is written over a light blue horizontal line.

Kyle Hickman
Construction Manager / Senior Environmental Specialist

CITY OF McCALL
McCALL GOLF COURSE CLUBHOUSE ACCESS IMPROVEMENTS - PHASE 2 - BID OPENING 4/7/2023

Crestline Engineers

Base Bid Tabulation Summary					Engineer's Estimate		Dyrud Construction		Comparison
BID ITEM	SPEC REFERENCE	ITEM DESCRIPTION	UNIT	ESTIMATED QUANTITY	UNIT PRICE	AMOUNT	UNIT PRICE	AMOUNT	% of Estimate
1	201.4.1.B.1	Clearing and Grubbing	LS	1	\$ 1,000.00	\$ 1,000.00	\$ 4,200.00	\$ 4,200.00	420.00%
2	201.4.1.C.1	Removal of Obstructions	LS	1	\$ 10,000.00	\$ 10,000.00	\$ 3,850.00	\$ 3,850.00	38.50%
3	202.4.1.D.1	Excavation	LS	1	\$ 5,000.00	\$ 5,000.00	\$ 45,000.00	\$ 45,000.00	900.00%
4	202.4.8.A.1	Dust Abatement Water	MG	45	\$ 85.00	\$ 3,825.00	\$ 335.00	\$ 15,075.00	394.12%
5	706.4.1.D.1	Concrete Steps	SF	370	\$ 110.00	\$ 40,700.00	\$ 105.00	\$ 38,850.00	95.45%
6	706.4.1.E.1	Concrete Sidewalks, Thickness 4"	SY	165	\$ 90.00	\$ 14,850.00	\$ 190.00	\$ 31,350.00	211.11%
7	802.4.1.A.1	Crushed Aggregate for Base Type I	CY	25	\$ 78.00	\$ 1,950.00	\$ 200.00	\$ 5,000.00	256.41%
8	1001.4.1.A.1	Sediment Control	LS	1	\$ 1,000.00	\$ 1,000.00	\$ 2,500.00	\$ 2,500.00	250.00%
9	1007.4.1.A.1	Topsoiling, 4" Thickness	SY	210	\$ 15.00	\$ 3,150.00	\$ 20.00	\$ 4,200.00	133.33%
10	1102.4.1.E.1	Conduit, 4" Sched 80 PVC Irrigation Sleeve	LF	73	\$ 29.00	\$ 2,117.00	\$ 12.00	\$ 876.00	41.38%
11	1103.4.1.A.1	Construction Traffic Control	LS	1	\$ 1,000.00	\$ 1,000.00	\$ 3,500.00	\$ 3,500.00	350.00%
12	1005.4.1.H.1	Boulder Slope Stabilization	CY	32	\$ 200.00	\$ 6,400.00	\$ 140.00	\$ 4,480.00	70.00%
13	2010.4.1.A.1	Mobilization	LS	1	\$ 21,358.73	\$ 21,358.73	\$ 25,000.00	\$ 25,000.00	117.05%
14	SP-1	Silane-40 Concrete Sealer	SY	206	\$ 28.25	\$ 5,819.50	\$ 9.70	\$ 1,998.20	34.34%
15	SP-2	Surveying	LS	1	\$ 1,500.00	\$ 1,500.00	\$ 5,000.00	\$ 5,000.00	333.33%
16	SP-3	Pedestrian Railing	LF	328	\$ 110.00	\$ 36,080.00	\$ 384.00	\$ 125,952.00	349.09%
17	SP-4	Relocate/Bury Propane Tank	LS	1	\$ 8,000.00	\$ 8,000.00	\$ 4,500.00	\$ 4,500.00	56.25%
Base Bid Subtotal:					\$ 162,750.23			\$ 321,331.20	197.44%
Bid Alternate #1									
18	202.4.1.D.1	Excavation	LS	1	\$ 2,000.00	\$ 2,000.00	\$ 3,750.00	\$ 3,750.00	187.50%
19	706.4.1.A.3	9" Vertical Curb (No Gutter), Flush Mount Concrete Ribbon	LF	250	\$ 60.00	\$ 15,000.00	\$ 50.00	\$ 12,500.00	83.33%
20	706.4.1.E.1	Concrete Sidewalks, Thickness 4" Reduction	SY	-145	\$ 90.00	\$ (13,050.00)	\$ 190.00	\$ (27,550.00)	211.11%
21	802.4.1.A.1	Crushed Aggregate for Base Type I	CY	8	\$ 78.00	\$ 624.00	\$ 200.00	\$ 1,600.00	256.41%
22	SP-1	Silane-40 Concrete Sealer Reduction	SY	-125	\$ 28.25	\$ (3,531.25)	\$ 9.70	\$ (1,212.50)	34.34%
23	SP-5	Pavers	SY	145	\$ 310.00	\$ 44,950.00	\$ 455.00	\$ 65,975.00	146.77%
Bid Alt #1 Subtotal					\$ 45,992.75			\$ 55,062.50	119.72%
Estimated Project Total					\$ 208,742.98			\$ 376,393.70	180.31%

Indicates error made on Contractor's bid as submitted

** Contractor's as bid total was \$376,309.50 with calculation errors, resulting in a difference of -\$84.20 from correct calculations in favor of unit prices and correct sums.

2 BIDDERS PROPOSAL

ARTICLE 1 – BID RECIPIENT

- 1.01 This Bid is submitted to the City of McCall. This bid is for the Project titled: McCALL GOLF COURSE CLUBHOUSE ACCESS IMPROVEMENTS – PHASE 2 - SPRING/SUMMER 2023

ARTICLE 2 – BIDDER'S INFORMATION

- 2.01 BIDDER's Name: DYRUD CONSTRUCTION INC
- BIDDER's Idaho Public Works Contractor License No.: 8951-A-2-3-4
- License Expiration Date: 11/30/2023
- BIDDER's Business Address: PO Box 1764 McCall, ID 83638
- BIDDER's Business Phone No.: 208-315-1066
- BIDDER's FAX No.: N/A
- BIDDER's Email Address: BRAD@DYRUDCONSTRUCTION.COM

ARTICLE 3 – BIDDER'S ACKNOWLEDGEMENTS

This proposal is submitted as an offer by the undersigned to enter into contract with the City of McCall, McCall, Idaho, hereinafter referred to as the "OWNER" for the McCALL GOLF COURSE CLUBHOUSE ACCESS IMPROVEMENTS – PHASE 2 - SPRING/SUMMER 2023 project, specified herein, and which construction documents are on file with the Public Works Department, 815 N. Samson Trail, McCall, Idaho, and which are a condition hereof with the same force and effect as though they were attached hereto. The offer is conditioned on the following declarations as to the facts, intention, and understanding of the undersigned and the agreement of the OWNER to the terms and prices herein submitted.

1. All project specifications and drawings have been examined by the undersigned and their terms and conditions are hereby agreed to.
2. The undersigned certifies that he/she has received or made himself/herself aware of any and all existing site conditions that may affect the proposed work.
3. It is understood that the Contract drawings may be supplemented by additional drawings and specifications in explanation and elaboration of the Contract drawings, and it is agreed that such supplemental drawings, when not in conflict with those referred to in paragraph 1 above, will have the same force and effect as if attached hereto and that when received they will be considered a part of the contract.
4. The undersigned will furnish separate performance and payment bonds and insurance certificates, as required by the specifications, in the full amount of the contract price within the

time limit therein after notification that the said proposal is accepted, all in accordance with the provisions of this proposal and the specifications.

5. The undersigned further agrees that the OWNER shall have the right to accept or reject any bid as the OWNER deems to be in their best interest.
6. The undersigned agrees to order all necessary equipment and materials within a period of three (3) days after Notice to Proceed has been issued by the OWNER.
7. The undersigned, as a BIDDER, acknowledges that Addenda Number 1 through 2 have been delivered to him/her and have been examined as part of the contract documents.
8. The undersigned agrees to complete all work embraced in the contract within the time limitations set forth in paragraph IB-10 of the Instruction to Bidders.
9. Bidder acknowledges that estimated quantities are not guaranteed and are solely for the purpose of comparison of bids. The OWNER has a set budget for this project that cannot be exceeded. Once bids are opened and the apparent low bidder is identified, the Owner reserves the right to eliminate or reduce any items they deem necessary to stay within budget. There will be no compensation to the Contractor for the elimination of items of work. The Contractor is advised to provide balanced bids for all items of work.

ARTICLE 4 – BIDDERS’S CERTIFICATION

4.01 BIDDER certifies that:

- A. This Bid is genuine and not made in the interest of or on behalf of any undisclosed individual or entity and is not submitted in conformity with any collusive agreement or rules of any group, association, organization, or corporation; BIDDER has not directly or indirectly induced or solicited any other BIDDER to submit a false or sham Bid; and BIDDER has not sought by collusion to obtain for itself any advantage over any other BIDDER or over OWNER.

ARTICLE 5 – BASIS OF BID/BID SCHEDULE

5.01 BIDDER will complete the Base Bid Work in accordance with the Contract Documents for the following price(s):

Bid Item	Item Description	Spec Reference	Quantity	Unit	Unit Price	Total Amount
1	Clearing and Grubbing	201.4.1.B.1	<u>1</u>	LS	<u>4,200.00</u>	<u>4,200.00</u>
2	Removal of Obstructions	201.4.1.C.1	1	LS	<u>3,850.00</u>	<u>3,850.00</u>

Bid Item	Item Description	Spec Reference	Quantity	Unit	Unit Price	Total Amount	
3	Excavation	202.4.1.D.1	1	LS	45,000.00	45,000.00	
4	Dust Abatement Water	202.4.8.A.1	45	MG	335.00	15,075.00	
5	Concrete Steps	706.4.1.D.1	370	SF	105.00	38,850.00	
6	Concrete Sidewalks, Thickness 4"	706.4.1.E.1	165	SY	190.00	31,350.00	
7	Crushed Aggregate for Base Type I	802.4.1.A.1	25	CY	200.00	5,000.00	
8	Sediment Control	1001.4.1.A.1	1	LS	2,500.00	2,500.00	
9	Topsoiling, 4" Thickness	1007.4.1.A.1	210	SY	20.00	4,200.00	
10	Conduit, 4" Sched 80 PVC Irrigation Sleeve	1102.4.1.E.1	73	LF	12.00	850.00	\$876.00
11	Construction Traffic Control	1103.4.1.A.1	1	LS	3,500.00	3,500.00	
12	Boulder Slope Stabilization	1005.4.1.H.1	32	CY	140.00	4,480.00	
13	Mobilization	2010.4.1.A.1	1	LS	25,000.00	25,000.00	
14	Silane-40 Concrete Sealer	SP-1	206	SY	9.70	2,008.50	\$1,998.20
15	Surveying	SP-2	1	LS	5,000.00	5,000.00	
16	Pedestrian Railing	SP-3	328	LF	384.00	125,452.00	
17	Relocate/Bury Propane Tank	SP-4	1	LS	4,500.00	4,500.00	
BASE BID (Sum of Items 1 through 17) TOTAL (Amount) =					321,315.50	\$321,331.20	
BASE BID TOTAL (Words): Three Hundred Twenty one Thousand Three Hundred Fifteen ⁵⁰ / ₁₀₀							

5.02 BIDDER will complete the Bid Alternate #1 Work in accordance with the Contract Documents for the following price(s):

Bid Item	Item Description	Spec Reference	Quantity	Unit	Unit Price	Total Amount
18	Excavation	202.4.1.D.1	1	LS	3,750.00	3,750.00
19	9" Vertical Curb (No Gutter), Flush Mount Concrete Ribbon	706.4.1.A.3	250	LF	50.00	12,500.00
20	Concrete Sidewalks, Thickness 4" Reduction	706.4.1.E.1	-145	SY	190.00	-27,550.00
21	Crushed Aggregate for Base Type I	802.4.1.A.1	8	CY	200.00	1,600.00
22	Silane-40 Concrete Sealer Reduction	SP-1	-125	SY	9.70	-1,212.50
23	Pavers	SP-5	145	SY	455	65,975.00
BID ALT #1 (Sum of Items 18 through 23) TOTAL (Amount) =					54,994.00	\$55,062.50
BID ALT #1 TOTAL (Words):					FIFTY FOUR THOUSAND NINE HUNDRED NINETY FOUR	

Should be negative values (credits)

ARTICLE 6 – BID SUBMITTAL

6.01 Submitted on 4-7, 2023.

6.02 This Bid is submitted by:

An Individual

Name (typed or printed): _____

By: _____
(Individual's signature)

Doing Business As: _____

A Partnership

Partnership Name: _____

By: _____
(Signature of general partner – attach evidence of authority to sign)

Name (typed or printed): _____

A Corporation

Corporation Name: DYRUD CONSTRUCTION INC

State of Incorporation: IDAHO

Type (General Business, Professional, Service, Limited Liability): S CORP

By: Bradley Dyrud
(Signature – attach evidence of authority to sign)

Name (typed or printed): BRADLEY DYRUD

Title: V.P.

(CORPORATE SEAL)

Attest: Sandy Horvath

ARTICLE 7 – NAMING OF SUBCONTRACTOR FORM

Per Idaho Code, 67-2310, BIDDER shall include in his or her Bid the names, addresses, and Idaho Public Works Contractor License Number of the Subcontractors who shall, in the event the Bidder secure the Contract, subcontract for plumbing, heating and air-conditioning work, and electrical work under the general Contract. Because no plumbing, heating and air conditioning work is required for this project, such subcontractors shall not be listed.

In addition to subcontractors for electrical work, provide the names and addresses of the additional subcontractors, suppliers, individuals, or entities called for in the Instruction to Bidders (include Idaho Public Works Contractor License Numbers for any subcontractors).

Additional Subcontractor Name and Address

NEW LIFE LANDSCAPE

6621 E AMITY AVE

NAMPA, ID 83687

Public Works License Number

Will RENEW IF AWARDED

Additional Subcontractor Name and Address

KUNA MACHINE SHOP

P.O. BOX 302

KUNA, ID 83634

Public Works License Number

53360-C-4

Additional Subcontractor Name and Address

Public Works License Number


ARTICLE 8 – NON-COLLUSION AFFIDAVIT

PARK STREET AND THOMPSON AVENUE RECONSTRUCTION – PHASE 2 - SPRING/SUMMER 2022
McCall, Idaho

CONTRACTOR'S NON-COLLUSION AFFIDAVIT

STATE OF IDAHO
Valley County

BRADLEY DYRUD being first duly sworn, deposes and says that he/she is _____
V.P. of DYRUD CONSTRUCTION INC., the party making the foregoing bid; that such
bid is not made in the interest of or on behalf of any undisclosed person, partnership, company,
association, organization, or corporation; that such bid is genuine and not collusive or sham; that said
bidder has not directly or indirectly induced or solicited any other bidder to put in a false or sham bid, and
has not directly or indirectly colluded, conspired, connived, or agreed with any bidder or anyone else to
put in a sham bid, nor that anyone shall refrain from bidding; that said bidder has not in any manner,
directly or indirectly, sought by agreement, communication, or conference with anyone to fix the bid price
of said bidder or of any bidder, nor to fix any overhead, profit, or cost element of such bid price, nor that
of any other bidder, nor secure any advantage against the public body awarding the contract or anyone
interested in the proposed contract; that all statements contained in such bid are true, and, further, that
said bidder has not, directly or indirectly, submitted his or her bid price or any breakdown thereof, nor
the contents thereof, nor divulged information or data relative thereto, nor paid and will not pay fee in
connection therewith to any corporation, partnership, company, association, organization, bid
depository, nor to any member or agent thereof, nor to any individual, except such person or persons as
having a partnership or other financial interest with said bidder in his or her general business.

Signed: 

Title: V.P.

ARTICLE 9 - BID BOND

1. BIDDER (Name and Address):

Dyrud Construction, Inc
3570 Meadowood Ln, McCall, ID

2. SURETY (Name and Address of Principal Place of Business):

WESTERN SURETY COMPANY
151 N. Franklin, 17th Floor, Chicago, IL 60606

3. OWNER (Name and Address): City of McCall Golf Facility
925 Fairway Dr., McCall, ID 83638

4. BID:

Bid Due Date: April 7, 2023
Description (project name and location): McCall Golf Course Clubhouse Access

5. BOND

Bond Number: 66608846
Date: April 7, 2023

Penal Sum: Five Percent of Amount Bid \$ 5%
(Words) (Amount)

IN WITNESS WHEREOF, Surety and Bidder, intending to be legally bound hereby, subject to the terms printed on the reverse side hereof, do each cause this Bid Bond to be duly executed on its behalf by its authorized officer, agent, or representative.

6. BIDDER

Dyrud Construction, Inc (Seal)

Bidder's Name and Corporate Seal

By: *Bradley Dyrud*
Signature

Bradley Dyrud
Print Name

V.P.
Title

Attest: *[Signature]*
Signature

Agent
Title

SURETY

WESTERN SURETY COMPANY

Surety's Name and Corporate Seal

By: *[Signature]*
Signature

JASON LEON BERGQUIST
Print Name

Attorney in Fact
Title

Attest: *[Signature]*
Signature

Agent
Title



Western Surety Company

POWER OF ATTORNEY - CERTIFIED COPY

Bond No. 66608846

Know All Men By These Presents, that WESTERN SURETY COMPANY, a corporation duly organized and existing under the laws of the State of South Dakota, and having its principal office in Sioux Falls, South Dakota (the "Company"), does by these presents make, constitute and appoint Jason Leon Bergquist

its true and lawful attorney(s)-in-fact, with full power and authority hereby conferred, to execute, acknowledge and deliver for and on its behalf as Surety, bonds for:

Principal: Dyrud Construction, Inc
Obligee: City of City of McCall, Golf Facility
Amount: \$1,000,000.00

and to bind the Company thereby as fully and to the same extent as if such bonds were signed by the Vice President, sealed with the corporate seal of the Company and duly attested by its Secretary, hereby ratifying and confirming all that the said attorney(s)-in-fact may do within the above stated limitations. Said appointment is made under and by authority of the following bylaw of Western Surety Company which remains in full force and effect.

"Section 7. All bonds, policies, undertakings, Powers of Attorney or other obligations of the corporation shall be executed in the corporate name of the Company by the President, Secretary, any Assistant Secretary, Treasurer, or any Vice President or by such other officers as the Board of Directors may authorize. The President, any Vice President, Secretary, any Assistant Secretary, or the Treasurer may appoint Attorneys in Fact or agents who shall have authority to issue bonds, policies, undertakings, Powers of Attorney or other obligations of the corporation. The corporate seal is not necessary for the validity of any bonds, policies, undertakings, Powers of Attorney or other obligations of the corporation. The signature of any such officer and the corporate seal may be printed by facsimile."

If Bond No. 66608846 is not issued on or before midnight of July 6th, 2023, all authority conferred in this Power of Attorney shall expire and terminate.

In Witness Whereof, Western Surety Company has caused these presents to be signed by its Vice President, Paul T. Bruflat, and its corporate seal to be affixed this 7th day of April, 2023.

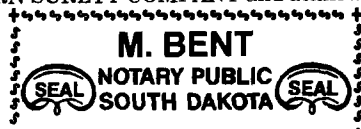


WESTERN SURETY COMPANY

Paul T. Bruflat

Paul T. Bruflat, Vice President

On this 7th day of April, in the year 2023, before me, a notary public, personally appeared Paul T. Bruflat, who being to me duly sworn, acknowledged that he signed the above Power of Attorney as the aforesaid officer of WESTERN SURETY COMPANY and acknowledged said instrument to be the voluntary act and deed of said corporation.



My Commission Expires March 2, 2026

M. Bent

Notary Public - South Dakota

I the undersigned officer of Western Surety Company, a stock corporation of the State of South Dakota, do hereby certify that the attached Power of Attorney is in full force and effect and is irrevocable, and furthermore, that Section 7 of the bylaws of the Company as set forth in the Power of Attorney is now in force.

In testimony whereof, I have hereunto set my hand and seal of Western Surety Company this 7th day of April, 2023.

WESTERN SURETY COMPANY

Paul T. Bruflat

Paul T. Bruflat, Vice President

To validate bond authenticity, go to www.cnasurety.com > Owner/Obligee Services > Validate Bond Coverage.

**McCALL CITY COUNCIL
AGENDA BILL**

216 East Park Street
McCall, Idaho 83638

Number AB 23-086
Meeting Date April 27, 2023

AGENDA ITEM INFORMATION

SUBJECT: <i>Request to Appoint Dave Petty to the McCall Area Planning & Zoning Commission</i>		<i>Department Approvals</i>	<i>Initials</i>	<i>Originator or Supporter</i>
		Mayor / Council		
		City Manager	ABS	
		Clerk		
		Treasurer		
		Community Development	BP	Originator
		Police Department		
		Public Works		
		Golf Course		
COST IMPACT:	N/A	Parks and Recreation		
FUNDING SOURCE:	N/A	Airport		
		Library		
TIMELINE:	N/A	Information Systems		
		Grant Coordinator		

SUMMARY STATEMENT:

Pursuant to McCall City Code Chapter 3.12, the McCall Area Planning and Zoning Commission consists of seven (7) members, four (4) of which are appointed by the McCall City Council.

On March 7, 2023, the Commission vetted seven (7) letters of interest for the Planning and Zoning Commission vacancy and determined that only three (3) interested individuals were qualified pursuant to McCall Code Section 3.12.02 and still interested in serving: Toni Curtis, Dave Petty, and Mike Spilotros.

At their April 4, 2023 meeting, the Planning & Zoning Commission further reviewed the remaining applicants and recommended appointing Dave Petty to the McCall Area Planning & Zoning Commission. The vacancy was advertised for two weeks in the Star-News, as well as a thorough public outreach effort through the Communication Department. All three interested and qualified applicants have been invited to attend the Council Meeting. The three applicants' letters of interest are attached.

RECOMMENDED ACTION:

Appoint Dave Petty to a three (3) year term on the McCall Area Planning & Zoning Commission.

RECORD OF COUNCIL ACTION

MEETING DATE	ACTION

January 26, 2003

McCall City Clerk

Ms. Bessie Jo Wagner

I am writing once again to express my interest in applying for the open position on the Planning and Zoning Commission. I have been a member of the Parks and Recreation advisory committee for some time and have been the chairperson for the past 2 years. Over my almost 3 years on the committee, I have enjoyed being involved in the government of my hometown and am interested in becoming further involved. I am also a member of the LOT commission and wish to continue serving the community my wife and I have chosen to be a part of.

I am a licensed CPA with a lengthy career consulting and advising small businesses and individuals in all areas of finance, accounting, and tax work. I have been a member of many non-profit organizations, serving as a flag officer of the Mill Harbor Yacht Club at May Marina for 6 years. I have also worked as an event manager for the Leukemia and Lymphoma Society and before moving to McCall full-time, as a board member of Radio Boise, people powered community radio in the Treasure Valley.

Over my 31 years sailing on Payette Lake and more recently a business owner and homeowner in McCall, I have some knowledge of the historical and current challenges the town has faced and have some clear ideas on how to meet them going forward.

In closing, I hope you will consider my application to become a member of the commission. I believe that I have been an asset on the other committees I am a part of and look forward to learning more about the operation of the city as I become a more involved citizen.

Sincerely

Dave Petty

McCall, ID

83638

February 17, 2023

City of McCall
216 East Park Street
McCall, ID 83638

McCall City Council,

Thank you for the opportunity to submit my resume and letter of interest for the McCall Planning and Zoning Commission. I am a resident of the City of McCall.

As a local resident I have an interest in development and future growth of the City of McCall. While serving as a member of the Housing Advisory Committee I had the opportunity to gain an understanding of the McCall Area Comprehensive Plan, McCall Area Housing Strategy, and City Code. I was also directly involved in the planning and development of the Local Housing Action Plan which was adopted by the City Council. My background in construction has given me experience in planning and designing new homes and remodeling existing homes using the City, County, and International Building Codes. I remain committed to local housing and work with developers that are interested in building affordable housing units.

I am excited to submit my letter of interest and resume for consideration and feel that I will bring a strong background and wide range of experience to the commission.

Thank you for your consideration and I look forward to hearing from you soon.

Toni Curtis, Owner
Summit Realty McCall
Mountain Living Management

McCall, ID 83636

To the Planning and Zoning Committee,

I'm interested in applying for the open volunteer position on the planning and zoning committee. I've been living in McCall on and off since the mid 1990's. I moved here to start a branch of the Pacific Crest Outward Bound School; we operated wilderness courses in the mountain areas north and east of town and on the Salmon River until 2005. We were always very connected with the community doing many volunteer projects and giving local kids scholarships for the wilderness courses. Since then, I have found many reasons to return year after year most recently moving here with my wife and 2 teenage children permanently in 2020. Currently I am a small-scale builder with about one build a year as I move towards retirement.

I've worked on both sides of planning committees. Not only do I have extensive experience with building, rehabbing, selling and renting homes but I have also restored several historic homes requiring very close relationships with local governments and public private partnerships. Additionally, I have enjoyed several close partnerships with outfitters and the Forest Service in several western states. Locally I worked with the late Clem Pope to help create better standards for outfitters working in the local lands and forests.

I feel so fortunate to be a member of a town that I have always held in high regard. As I think about my increasing time entering retirement, I thought that I might be of use to the community. I love McCall and want to give back to a town that I've enjoyed for years. I think that my diversity of life experience will help me with sound judgment while helping guide the future of our incredible town.

Thanks for the consideration.

Mike Spilotros

**McCALL CITY COUNCIL
AGENDA BILL**

216 East Park Street
McCall, Idaho 83638

Number AB 23-087
Meeting Date April 27, 2023

AGENDA ITEM INFORMATION			
SUBJECT: <i>Request for Daily Vendor Fee Evaluation and Direction to staff</i>		<i>Department Approvals</i>	<i>Originator or Supporter</i>
		Mayor / Council	
		City Manager	ABS
		Clerk	AW
		Treasurer	
		Community Development	
		Police Department	
		Public Works	
		Golf Course	
COST IMPACT:	n/a	Parks and Recreation	
FUNDING SOURCE:	n/a	Airport	
		Library	
TIMELINE:	2023	Information Systems	
		Grant Coordinator	

SUMMARY STATEMENT:

On January 12, 2023 City Council reviewed the Staff recommendation to change the Annual Vendor fee to \$140 to match the Business License fee for a new business and to cover the extra time it takes to get the proper approvals from the landowners. This fee would cover a Vendor that is in one location for a year. The Vendor would, however, must pay the \$50 a day fee if they chose to move locations. At that time staff also recommend eliminating the 6 month permit fee. These fees more accurately cover staff time to administer.

After considering Council’s questions and comments staff later recommended the annual fee to be clarified as a 3-12 month permit in the same location, maintaining the \$50 a day fee if they choose to move locations.

On March 9, 2023 Council adopted Resolution 23-04 updating the Comprehensive fee schedule as follows

\$50 Per Day

\$140 for 3-12 months in one location (Long Term fee)

\$50 Per Day added to Long Term fee when move locations

After working with the new fee schedule, the Clerk realized that the per-day fee should be a per-day or per-event fee, whichever is applicable, as it does not take any more staff time to prepare a daily permit than it does a per-event permit. Staff is requesting to hold a public hearing to reconsider the daily permit fee and change it to a per-day or per-event fee, whichever is applicable. The daily or event fee would still be applicable to a long term vendor who changes location.

RECOMMENDED ACTION:

Direct staff to schedule a public hearing to adopt the revised fees for the Daily Vendor Permits.

RECORD OF COUNCIL ACTION	
MEETING DATE	ACTION



City of McCall

RESOLUTION NO. 23-04

A RESOLUTION OF THE CITY COUNCIL OF THE CITY OF MCCALL, IDAHO, ADOPTING FEES TO BE CHARGED FOR AIRPORT, CITY CLERK, COMMUNITY AND ECONOMIC DEVELOPMENT, LIBRARY, PARKS, RECREATION, POLICE DEPARTMENT PUBLIC WORKS, CONVENIENCE AND RELATED MATTERS; AND PROVIDING AN EFFECTIVE DATE.

WHEREAS, Resolution 22-17 combined all previous fee schedules for Airport, Community and Economic Development, City Clerk, Convenience, Library, Parks, Recreation, Police Department, and Public Works into one City of McCall Comprehensive Fee Schedule Resolution with all departments' fees; and

WHEREAS, Resolution 22-32 Updated the fees that were adopted on October 6, 2022 to add a new fee for Short-term Rental Permits; and

WHEREAS, Resolution 22-35 Updated the fees that were adopted on October 20, 2022 to add a new fee for Parking and Snow Removal violations; and

WHEREAS, Resolution 23-04 Updated the fees that were adopted on March 9, 2023 to update Vendor Fees; and

WHEREAS, excluded from this resolution are the City Water Rates and Golf Rates, both of which will be adopted by separate resolutions; and

WHEREAS, McCall City Code provides that a fee schedule for various City services be established periodically by City Council; and

WHEREAS, Idaho Code 63-1311 allows cities to impose fees for services provided, fees must be reasonably related to the actual cost of the services; and

WHEREAS, the City of McCall has reviewed its procedures and has quantified the costs of processing and administering each application specific to that department; and

WHEREAS, notice of the proposed new fees was published in The Star News, a newspaper of general circulation within the City, on February 23 and March 2, 2023; and

WHEREAS, a public hearing was held on the proposed new fees on March 9, 2023 all as required by law; and

WHEREAS, the City Council is of the opinion that it is in the best interest of the owners of property and of the inhabitants within the City to modify the fees as set forth below.

NOW THEREFORE, BE IT RESOLVED by the Mayor and City Council of the City of McCall, Idaho that the City Council hereby rescinds all existing fee schedules established and adopted prior to the date of this resolution, except for the Water Rates and Golf Rates, in their entirety and establishes updated comprehensive fee schedule for all city fees in the sections provided below in this resolution.

Section 1:	
Airport	
Fee Type	Fee Amount
Fuel Flowage Fees Per Gallon	\$0.08
Seasonal Tie-Down Rate Per Month	
Single Engine and Small Twin, T-tie-down areas (25% discount for paying six months in advance)	\$50
Twin Tie-Down Row (25% discount for paying six months in advance)	\$75
Jet Row (25% discount for paying six months in advance)	\$200
Aircraft Parking	
Piston Single & Light Piston Twin, Less than 6,000 Pounds	\$5 Per Night
Piston Single & Light Piston Twin, Less than 6,000 Pounds - 12,500 Pounds	\$7.50 After Four Hours
Turbine-powered Single/Twin	\$15 After Four Hours
Jet Less than 12,500 Pounds	\$40 After Four Hours
Jet 12,500 Pounds or Greater	\$45 After Four Hours
New Land Leases	
Annual per Sq. Ft. adjustments effective October 1 according to the percentage increase of the Western Urban Consumer Price Index for the twelve calendar months prior and including the most recent month for which such an index is available	
New Land Lease - Covered	\$0.3127 changes based on CPI
New Land Lease - Bare	\$0.3127 changes based on CPI
New Lease Prep Fee	\$300
Lease Assignment Fee	Not to exceed \$1000 and not to exceed actual costs of personnel and expenses
Lease Termination Fee	\$50
Survey Work (Tenant requested only)	Cost + Admin Fee
Landing Fees	
Max Certificated Gross Takeoff Weight - Less than 8,000 Pounds	No Charge

Max Certificated Gross Takeoff Weight - Based Aircraft 8,000 Pounds	\$1.10 Per Thousand Pounds
Max Certificated Gross Takeoff Weight - Transient Group A, B, C, Category I & II 8,000 Pounds and Greater	\$1.65 Per Thousand Pounds
Max Certificated Gross Takeoff Weight - Category III and Greater	\$2.75 Per Thousand Pounds
Max Certificated Gross Takeoff Weight - All Air Ambulance and Firefighting Aircraft	No Charge
Hangar Waiting List	\$500
Car Rental Fees on airport and picking up or dropping off at airport	10% of gross receipts
Commercial Operator Permits not leasing from the airport or subleasing from an airport tenant	
Itinerant Commercial Operators	\$500 Per Year, landing fee @\$1.65 credited against first \$500
FAR Part 137 Ag Operators, except Fire Fighters	
Scheduled Part 135 <10 Seats	\$1000 Per Year, landing fee @ \$1.65
Non-Aircraft Vehicle Parking	
Daily Rate	\$5
Vehicle Operator leasing from airport of subleasing or receiving services from airport tenant. Monthly Rate Paid in Advance	\$25
Vehicle Operator neither leasing from airport nor subleasing nor receiving serves from airport tenant. Monthly Rate Paid in Advance	\$50
Snow Removal from Leased Space	
Automatic Removal	\$0.01 per Sq Ft
As Requested prior to 9am	\$10 + \$0.01 per Sq Ft
As Requested, expedited	\$0.15 per sq ft
Construction Project Fees	
New Hangar Construction Staff Review	\$150
Projects for Tenants through Airport Staff	Cost + Admin Fee
Administrative Fee	10%

Section 2:	
City Clerk	
Fee Type	Fee Amount
Business License Fees	
New Business License	\$140
Annual Renewal of a Business License	\$70
Failure to Renew a Business License by January 31st	\$140
Replacement of License	\$5
Permit Fees	
Short-term Rental Unit Permit	\$225 per year
Commercial Snow Removal Permit (Oct-Apr)	\$125 Initial Permit
Annual renewal of Commercial Snow Removal Permit (Oct-Apr) Due by Oct 31 st each year - Failure to renew by November 15th each year will result in a penalty of \$5.00 per day in additional to penalties outlined in MCC 4.1.3	\$75.00
Vendor Permit	\$50 Per Day
	\$140 for 3-12 months in one location (Long Term fee)
	\$50 Per Day added to Long Term fee when move locations
Animal Drawn Vehicle	\$25 Per Event
Farmers Market	\$60 Per Season
Craft Fairs and Bazaars	\$60 Per Event
Public Event	\$150 < 50 People
	\$300 >50 People
Firework Display	\$50
Alcohol Beverage Catering	\$20
Taxi Drivers Permit - Additionally Requires a Business License	\$165 per driver for a 5-year license in addition to background check & fingerprinting fees
Pawnbroker Permit - Additionally Requires a Business License	\$125 for a five-year license in addition to background check & fingerprinting fees.

Peddler Permit	\$125 quarterly per person for initial license and first day, then \$25.00 per day thereafter (Oct-Nov-Dec; Jan-Feb-Mar; Apr-May-Jun; Jul-Aug-Sep) in addition to background check & fingerprinting fees
Alcohol License Fees	
Yearly Fees	
Retail Beer - on premises	\$200
Retail Beer - off premises	\$50
Retail Wine - on premises	\$200
Retail Wine - off premises	\$50
Liquor - on premises (includes retail wine)	\$562.50
Golf Course Liquor - on premises	\$150
Transfer of License Fees (33%)	
Retail Beer - on premises	\$66.50
Retail Beer - off premises	\$16.50
Retail Wine - on premises	\$66.50
Retail Wine - off premises	\$16.50
Liquor - on premises (includes retail wine)	185.63
Golf Course Liquor - on premises	\$49.50
Transfer of Location Fees (25%)	
Retail Beer - on premises	\$50
Retail Beer - off premises	\$12.50
Retail Wine - on premises	\$50
Retail Wine - off premises	\$12.50
Liquor - on premises (includes retail wine)	\$140.63
Golf Course Liquor - on premises	\$37.50
Public Record Request	
Copies	\$0.10 per page in excess of 100 pages
CD	\$1 per CD
Staff Time (the rate is determined based on the lowest paid administrative staff qualified to complete the request and estimated cost is due prior to the request being completed)	no less than \$20 per hour if request exceeds 100 pages or 2 person hours

Attorney Hours - if redaction is required	\$175 per hour (estimated cost is due prior to the request being completed)
Fines and Associated Fees	
Operating without a permit for commercial snow removal - fine	\$150
Snow Storage Violation – right of way - fine	\$100
Parking Violation - fine	\$75
Administrative fee	\$25
Reconsideration fee	\$10
Administrative fee for unpaid/delinquent violations	\$100

Section 3:	
Community and Economic Development	
Fee Type	Fee Amount
Planning & Zoning Fees	
Administrative Approval (AA)	\$200
Annexation (A)	\$2,000
Area of Critical Concern Environmental Review (AOCC)	\$1,000
Code Amendment (CA)	\$2,000
Conditional Use Permit (CUP)	\$3,200
Design Review (DR)	\$2,000
Development/Escrow Agreement	\$1,250
Final Planned Unit Development (FPUD)	\$1,500
Final Subdivision (FP)	\$1,500
Minor Plat Amendment	\$1,000
Preliminary Planned Unit Development (PUD)	\$3,000
Preliminary Subdivision (SUB)	\$2,000
Record of Survey (ROS)	\$1,000
Rezone (ZON)	\$1,500
Scenic Route (SR)	\$1500 Only if non-concurrent with Design Review
Shoreline (SH)	\$1500 Only if non-concurrent with Design Review
Sign (SG) Over 15 sf	\$150.00
Sign (SG) Under 15 sf	\$50
Vacation (VAC)	\$1,000
Variance (VAR)	\$2,000
City Initiated Applications	\$0
City Attorney Review	Actual Cost
Engineering Review - billed hourly	\$90
CBD Parking In Lieu Fee	\$7,500 Per Space Omitted
Building Fees	
Building Permit	Permit Fee + Plan Review Fee, Use 100% of the Valuation of the project to calculate the permit fee - See Table Below

Roof Permit	Permit Fee Use 50% of the valuation of the project to calculate the permit fee - See Table Below
Plan Review	65% of the calculated Building permit fee
TOTAL VALUATION	CALCULATED BLDG PERMIT FEE
\$1.00 to \$500	\$23.50
\$501 to \$2,000	\$23.50 for the first \$500 plus \$3.05 for each additional \$100 or fraction thereof, to and including \$2,000
\$2,001 to \$25,000	\$69.25 for the first \$2,000 plus \$14 for each additional \$1,000, or fraction thereof, to and including \$25,000
\$25,001 to \$50,000	\$391.75 for the first \$25,000 plus \$10.10 for each additional \$1,000, or fraction thereof, to and including \$50,000
\$50,001 to \$100,000	\$643.75 for the first \$50,000 plus \$7 for each additional \$1,000, or fraction thereof, to and including \$100,000
\$100,001 to \$500,000	\$993.75 for the first \$100,000 plus \$5.60 for each additional \$1,000, or fraction thereof, to and including \$500,000
\$500,001 to \$1,000,000	\$3,233.75 for the first \$500,000 plus \$4.75 for each additional \$1,000, or fraction thereof, to and including \$1,000,000
\$1,000,001 and up	\$5,608.75 for the first \$1,000,000 plus \$3.65 for each additional \$1,000, or fraction thereof
Re-inspection	\$85 per additional inspection
City of McCall use of outside consultants for specialty engineering, inspections or both.	Actual costs + 10% or paid direct at actual cost by the owner/agent
Fence Permit	\$275 - Combined CED & Public Works Fees

Demo Permit	\$200 Combined CED & Public Works Fees
Fireplace Permit	\$130 (2 inspections)
GIS Fees - any labor beyond initial 2 hours, billed in 15-minute increments	
Cut-stock, paper map, 8.5"x11" or 11"x17"	\$5
Roll-stock, paper map, 12" through 35"	\$10
Roll-stock, paper map, 36" through 41"	\$15
Roll-stock, paper map, 42" through 47"	\$20
Roll-stock, paper map, 48" through 53"	\$25
Roll-stock, paper map, 54" through 60"	\$30
Custom Mapping, Map Books 8.5"X11"	\$55 Per Hour, \$0.25 Per Page, Minimum \$5
Map Books, 11"X17"	\$0.30 per page, \$5 Minimum
Shipping & Handling (domestic only)	\$5
Aerial Photo, 24"X36" Print	\$30
Zoning Map	\$15
Street Map	\$15
McCall Outdoor Recreation Map	\$8 - Vendor, \$10 - Retail

Section 4:	
Library	
Fee Type	Fee Amount
Color Copy	\$0.50 per side
Color Print	\$0.50 per side
Black and White Copy	\$0.25 per side
Black and White Print	\$0.25 per side
One year non-resident membership	\$50
Two-year non-resident membership	\$100
Digital only non-resident membership	\$25
Three-month temp non-resident membership	\$14.02
Fines levied for items not returned by the specified due date.	\$0.00/Delete
Fee for the use of the library's computers - non library card holders	\$0.00/Delete
Reimbursement for items not returned in accordance with Idaho Code 33-2620	\$10
Calculation for Instruction Class Fees	
Cost of the Class is Calculated By Example: Instructor Fees \$100 + Supplies \$100 + Misc. \$0 = \$200 + 10%(\$20) = \$220 Total Cost of the Class	The Instructors Fees plus Supplies Cost plus Miscellaneous Cost = Subtotal plus 10% for Administrative Cost = Total Cost of the Program
Fees Per Person is Calculated By Example: \$220 / 10 people = \$22 per person for class or 20 people for \$11 per person	The Cost of the Class divided by the number of participants (number of participants to be determined by the Library Director) = Fee per participant
Each class will have a minimum and a maximum number of participants to be determined by the Library Director. If the minimum is not reached, the class is cancelled.	
The initial cost of the class will be determined by the minimum number of participants and then, if necessary, adjusted accordingly.	
Fees for participants enrolling after the start of the class will be pro-rated based upon the number of weeks left for that class.	
Refunds for Instructional Classes	
A total refund in the form of a check will be issued, at the request of the participant, if the class the participant has registered for is cancelled.	

<p>Prorated refund credit vouchers will be issued if: The participant is physically unable to participate and has a letter from a physician stating such or The participant is moving out of the area.</p>
<p>A refund credit, minus a \$4 processing charge, will be issued when the participant cancels 7 days before the starting date of the activity. Refund credits will be good for any Library activity for 1 year from the date of issue.</p>
<p>Applications for refunds must be submitted to the Finance Director at City Hall.</p>
<p>Scholarships and Discounts for Instructional Classes</p>
<p>Direct Cost recovery for programs for youth, seniors, and individuals with disabilities shall be relatively low based on the formula for determining fees and charges, and adjusted by scholarship, discount, or waiving fees outright based on need.</p>
<p>Scholarships are available for participants to help offset the cost of the classes. Eligible recipients may receive up to a 100% fee waiver based on the following established guidelines: Participants in one of the following: WICAP/Head start, National School Lunch Program, Medicaid</p>
<p>Scholarship forms may be obtained at the Library or City Hall. All forms must be submitted to the Library Director for review and then to the City Manager for approval.</p>

Section 5:	
Parks	
Fee Type	Fee Amount
Public Tree Removal Permit	\$25
Overnight Parking Fee - Mill Road	\$15.00 Per Night
Centennial Bricks	
4X8 up to 3 lines of engraving	\$100
8X8 up to 3 lines of engraving	\$200
Special Symbols - Small	\$5 per symbol
Special Symbols - Large	\$10 per symbol
Gold Glove Concession Stand	
One Day	\$100/day
Consecutive Days	\$75/day
Youth Programs	\$50/day
Application Fee	\$10
Security and Damage Deposit	50% of rental fee
Park Reservation	
Small Event - less than 50 people	\$150
Large Event - more than 50 people	\$350
Brown Park Additional Fee regardless of scale	\$100
Park Reservation Deposit	\$150
Snow Removal - Sidewalk - fees charged in minimum of thirty-minute increments	
0 to 30 minutes	\$67
30 to 60 Minutes	\$100/ hour
60 to 120 Minutes	\$200/ hour
Arborist Services	
City Arborist Review	\$50
City Arborist Site Visit	\$50
City Arborist Extraordinary Review - billed hourly	\$60

Section 6:	
Recreation	
Definitions	
Resident is a person or family who lives inside the city limits	
Non- Resident is a person or family who lives outside the City limits	
Household is those persons living together in the same dwelling unit.	
Recreation card entitles non- residents to pay resident fees for all programs for the year. It is valid for one- year from the date of purchase.	
Calculation for Fees	
Cost of the program Example: Instructor Fees \$ 100 + Supplies \$ 100+ Rental Cost\$ 50 + Misc. \$ 0 = \$ 250 10% (\$ 25) _ \$ 275 Total Cost of the Program	The Instructors Fees plus Supply Cost plus Rental Cost- plus Miscellaneous Cost = Subtotal plus 10% for Administrative Cost= Total Cost of the Program
Fees per Person is calculated by Example: \$ 275/ 10 people=\$ 27. 50 per person for class 275/ 20 people= \$ 13. 75 per person	The Cost of the Program divided by the number of participants (number of participants to be determined by the Recreation Supervisor) = Fee per participant
Each class will have a minimum and a maximum number of participants to be determined by the Recreation Supervisor. If the minimum is not reached, the class is cancelled.	
Non- Resident Fee is 50% more than Resident Fees based on the calculation above	
Recreation Cards are \$ 40 per household and will entitle the owner of the card to pay resident fees for all programs.	
Participants enrolling after the start of the program will be pro- rated based upon the number of weeks left for that program.	
Refunds	
If the class the participant has registered for is cancelled, total refund will be issued.	
If a registered participant decided not to attend a program, the participant may request a refund prior to the program beginning, a total refund, less a\$ 4 processing fee will be issued.	
Refunds will not be given for partial participation in a program.	

Refund credit vouchers will be good for 1- year from the date of issue and may be used for any Recreation Department activity.
If a participant is physically unable to participate and has a letter from a physician stating such, a pro-rated refund credit voucher will be issued. The vouchers will be prorated based upon the number of sessions left for that program.
Refunds will not be granted for McCall Recreation Cards.
Applications for refunds must be submitted to the Parks and Recreation Department.
Scholarships and Discounts
Direct Cost recovery for programs for youth, seniors and individuals with disabilities shall be relatively low based on the formula for determining fees and charges, and adjusted by scholarship, discount, or waiving fees outright based on need.
Scholarships are available for participants to help offset the cost of the programs. Eligible recipients may receive up to a 100% fee waiver if they meet the guidelines established.
Scholarship forms may be obtained at the Parks and Recreation Department, online, or City Hall. All forms must be submitted to the Recreation Supervisor for review and then to the Parks and Recreation Director for approval.
Volunteers who are head coaches or instructors of classes, who have a child participating in the program they are instructing or volunteering for, will receive a program fee waiver to cover 100% of the program fee for one child

Section 7:	
Police Department	
Fee Type	Fee Amount
Animal License	
One Year License (Unaltered)	\$25
One Year License (Altered)	\$10
Two Year License (Unaltered)	\$50
Two Year License (Altered)	\$20
Three Year License (Unaltered)	\$75
Three Year License (Altered)	\$30
Kennel License	\$25
Fingerprinting	\$25

Section 8:	
Public Works	
Fee Type	Fee Amount
Public Works Permit - New Construction, Driveways, Paving, Excavation, etc. within a City ROW	\$520
Public Works Permit - New Construction, and Work Associated with City Water Infrastructure, Private ROW	\$285
Banner Permit	\$655
Engineering Review - billed hourly	\$90

Section 9:	
Convenience	
Fee Type	Fee Amount
Online Electronic Utility Payment	2.95
Non-Utility Payment - online and Point of Sales	3.25% of the total purchase or charge plus \$1 per transaction service fee
Non-Utility Payment - eCheck	\$0.50 per check
Recreation Transactions	4.00% of the transaction amount, or the percentage of the transaction amount charged by the City's debit/credit card processing vendor, whichever is less.

Section 10. This Resolution shall take effect and be in force immediately upon its passage and approval.

PASSED AND APPROVED BY THE MAYOR AND CITY COUNCIL THIS 9 DAY OF MARCH 2023.

By *Robert S. Giles*
Robert S. Giles, Mayor

ATTEST:

Suzah Porter, Deputy City Clerk
for BessieJo Wagner, City Clerk



**McCALL CITY COUNCIL
AGENDA BILL**

216 East Park Street
McCall, Idaho 83638

**Number AB 23-080
Meeting Date April 27, 2023**

AGENDA ITEM INFORMATION			
SUBJECT: <i>Acknowledgement of an Open Meeting Law Violation and Cure</i>	<i>Department Approvals</i>	<i>Initials</i>	<i>Originator or Supporter</i>
	Mayor / Council		
	City Manager	<i>ACB</i>	
	Clerk	<i>AW</i>	Originator
	Treasurer		
	Community Development		
	Police Department		
	Public Works		
	Golf Course		
	COST IMPACT:	Parks and Recreation	
FUNDING SOURCE:	Airport		
	Library		
TIMELINE:	Information Systems		
	Grant Coordinator		
SUMMARY STATEMENT:			
<p>For the March 31, 2023 City Council Meeting the Agenda did not get posted within 24 hours of the scheduled meeting as required by ID Code § 74-204(2). The City is self-reporting the violation and wishes to cure such violation as outlined in Idaho Code § 74-208.</p> <p>No action was taken at the March 31, 2023 Special Council Meeting and therefore, there is nothing to declare void.</p> <p>Attached are the minutes from the March 31, 2023 Special Council Meeting.</p>			
RECOMMENDED ACTION:			
<p>1. Council recognizes the open meeting law violation of failure to post the Agenda for the March 31, 2023 Special Council Meeting.</p> <p>2. Council Declares that no action was taken during the March 31, 2023 Special Council Meeting.</p>			
RECORD OF COUNCIL ACTION			
MEETING DATE	ACTION		

City Council Upcoming Meetings Schedule

April 28, 2023 – 9:00 – 11:00 a.m. TEAMS Virtual and TBD – Special Work Session

1. *Impact Fees training (Michelle, Bill Punkoney) 1.5hr*
2. *Traffic Study (Nathan) 30min*

April 28, 2023 – 4:30-6:30pm McCall Public Library’s 50th Anniversary – Event

May 4, 2023 - 5:30 pm, MDHS Commons – Special Meeting

1. *Community Conversation RE Wildlife*

May 8, 2023 – 8:30-4:00pm ADA Training with Don Kostelec Vitruvian Planning– Event

May 11, 2023 - 5:30 pm, TEAMS Virtual and Legion Hall – Regular Meeting

1. *Clerk License Report - Consent*
2. *Chamber Report*
3. *Monthly Department Reports*
4. *Committee Minutes - Consent*
5. *WCMEDC presentation and update on the work they are doing regarding to expand early childhood preschool and education access and other work the group is doing (BessieJo) 20min*
6. *Public Art Advisory Committee annual report (Delta) 20 min*
7. **PUBLIC HEARING - SUB-22-06 – Simmons Street Townhomes (Brian) 60 Min**
8. *Code Amendment 4th of July Ordinance Adoption (Dallas)10min*
9. *MOU with Museum for City Employee Housing (Kurt) 15Min*
10. *MOA After School Program (Kurt) 10min*
11. *Request to approve Artwork Commission Agreement with Jay Rasgorshek for Downtown Mural Project (Delta) 10min*
12. *Request to approve Charging and Fueling Infrastructure Discretionary Grant application (Delta) 10Min*
13. *Request to approve Idaho Commission for Library Facilities Grant application (Delta)*
- 14.
15. *Easement Agreement Simplot (Nathan)5min*
- 16.

May 25, 2023 - 5:30 pm, TEAMS Virtual and Legion Hall – Regular Meeting

1. *Clerk License Report - Consent*
2. *Treasurer’s Monthly Report (Linda) – Consent*
3. *Taxiway E AIP 34 Granite Agreement (Emily) 5min*
4. *MOU CIMBA (Kurt) 5min*
5. *Sabala Fireworks Display Approval (BessieJo) Consent*
6. **PUBLIC HEARING Vendor fees (BessieJo) 15 Min**
7. *Taxiway E/AIP 034 Notice of Award and Agreement between the City of McCall and Granite Excavation (Emily) 5 min*
- 8.

May 26, 2023 – 9:00 –1:00 p.m. TEAMS Virtual and TBD – Special Work Session

1. *PROS Plan draft review (Delta, Kurt) 1 hr*
2. *Council FY24 Budget Work Session - Budget Discussion 3hr*

June 1, 2023 - 5:30 pm, TEAMS Virtual and Legion Hall – Special Meeting Tentative

- 1.

June 8, 2023 - 5:30 pm, TEAMS Virtual and Legion Hall – Regular Meeting

1. *Clerk License Report - Consent*
2. *Chamber Report*
3. *Monthly Department Reports*
4. *Committee Minutes - Consent*

June 21-23, 2023 – AIC Conference – Event

June 29, 2023 - 5:30 pm, TEAMS Virtual and Legion Hall – Regular Meeting

1. *Clerk License Report - Consent*
2. *Treasurer's Monthly Report (Linda) – Consent*
3. *PROS Plan adoption (Delta, Kurt) 20 min*
- 4.

June 30, 2023 – 9:00 – 1:00 p.m. TEAMS Virtual and TBD – Special Work Session

1. *Council FY24 Budget Work Session - Present draft CIP*

July 6, 2023 - 5:30 pm, TEAMS Virtual and Legion Hall – Special Meeting Tentative

- 1.

July 13, 2023 - 5:30 pm, TEAMS Virtual and Legion Hall – Regular Meeting

1. *Clerk License Report - Consent*
2. *Chamber Report*
3. *Monthly Department Reports*
4. *Committee Minutes - Consent*

July 27, 2023 - 5:30 pm, TEAMS Virtual and Legion Hall – Regular Meeting

1. *Clerk License Report - Consent*
2. *Treasurer's Monthly Report (Linda) – Consent*
- 3.

July 28, 2023 – 9:00 – 1:00 p.m. TEAMS Virtual and TBD – Special Work Session

1. *Council FY24 Budget Work Session to Adopt Tentative FY24 Budget and Set Maximum Expenditures*

To be Scheduled:

1. *MCC Title 6 Re-write (Nathan Stewart)*
2. *Investment Policy update (Linda)*
3. *Continuous Billing Code Amendment First Touch (Linda)*
4. *Joint with County STR Discussion 1hr*
5. *Public Hearing Ordinance for FD Impact Fees*
6. *MRA Appointment (Michelle)*
7. *Transportation/Land Use Work Session (Brian/Morgan)*